

SIGNATURES OF PULSAR POLAR-CAP EMISSION AT THE HIGH-ENERGY SPECTRAL CUT-OFF

J. Dyks^{1,2} and B. Rudak^{2,3}

¹*Laboratory for High Energy Astrophysics, NASA/GSFC, Greenbelt, MD 20771, USA*

²*Nicolaus Copernicus Astronomical Center, Rabiańska 8, 87-100 Toruń, Poland*

³*Dept. of Astronomy and Astrophysics, NCU, Toruń, Poland*

ABSTRACT

We address four unique signatures in pulsar gamma-ray radiation as predicted by polar-cap models. These signatures are expected to be present nearby the spectral high-energy cutoff at around several GeV. Their magnitude and, therefore, their observability depends strongly on the orientational factors, the rotation, as well as on the details of the polar cap structure. These strong predictions are likely to be verified by the NASA's future gamma-ray mission GLAST.

INTRODUCTION

The properties of high-energy radiation from pulsars challenge all theoretical models of pulsar magnetospheres and stimulate their development (for recent reviews on the polar cap scenario see Rudak et al., 2002 and Baring, 2003). The aim of this contribution is to address four characteristic features in the gamma-ray radiation induced by rotation as well as by orientational (viewing and inclination) factors. These features are thought to be unique signatures of the polar-cap activity in gamma-ray pulsars.

Due to the limited space we concentrate in this contribution on the issue of the spectral shape at the high-energy cutoff. The other three signatures are discussed in a lesser extent, but the references are given to their elaborate treatment.

SUPER-EXPONENTIAL SHAPE OF THE HIGH-ENERGY CUTOFF

It is generally accepted that an inherent feature in polar cap models is a very sharp, super-exponential cutoff at the high-energy end of the pulsar spectrum (e.g. de Jager, 2002). Thompson (2001) argues that GLAST will be able to pinpoint such a signature in phase-averaged spectra. One would then have (hopefully) a direct evidence of a one-photon magnetic absorption taking place deep in inner parts of the magnetosphere; alternatively - the cutoff with an exponential shape would speak for outer-gap activity. However, the latter interpretation may well be premature for two reasons: First, the shape of high-energy cutoff in pulsar spectra does depend on viewing geometry (Harding and Zhang, 2001). In off-beam cases (i.e. when the line of sight misses the highest energy gamma-ray beam) the cutoff has a simple exponential shape due to the upper limit in the energy distribution of those particles which emit observable photons (Rudak et al., 2002). Fortunately, the off-beam cases should be easily identified by virtue of their spectral softness relative to the on-beam pulsars - their energy spectra peak typically around 100 MeV hardly extending beyond 1 GeV (see Figures 2 to 5 in Woźna et al., 2002). Second, even in the case of on-beam geometry (i.e. when the line of sight penetrates the polar cap) the apparent cutoff in phase-averaged spectrum may well assume a quasi-exponential shape. This is possible for the so called filled-column beam cases (i.e. when emission from the interior of the polar cap is non-negligible). To show this possibility we present two almost identical filled-column beam models, with just two different values for the inclination angle α between the spin and the magnetic axis (see Figures 2 and 3). We assumed the source of primary electrons to be uniform over the polar cap, with instant acceleration. For the radiation

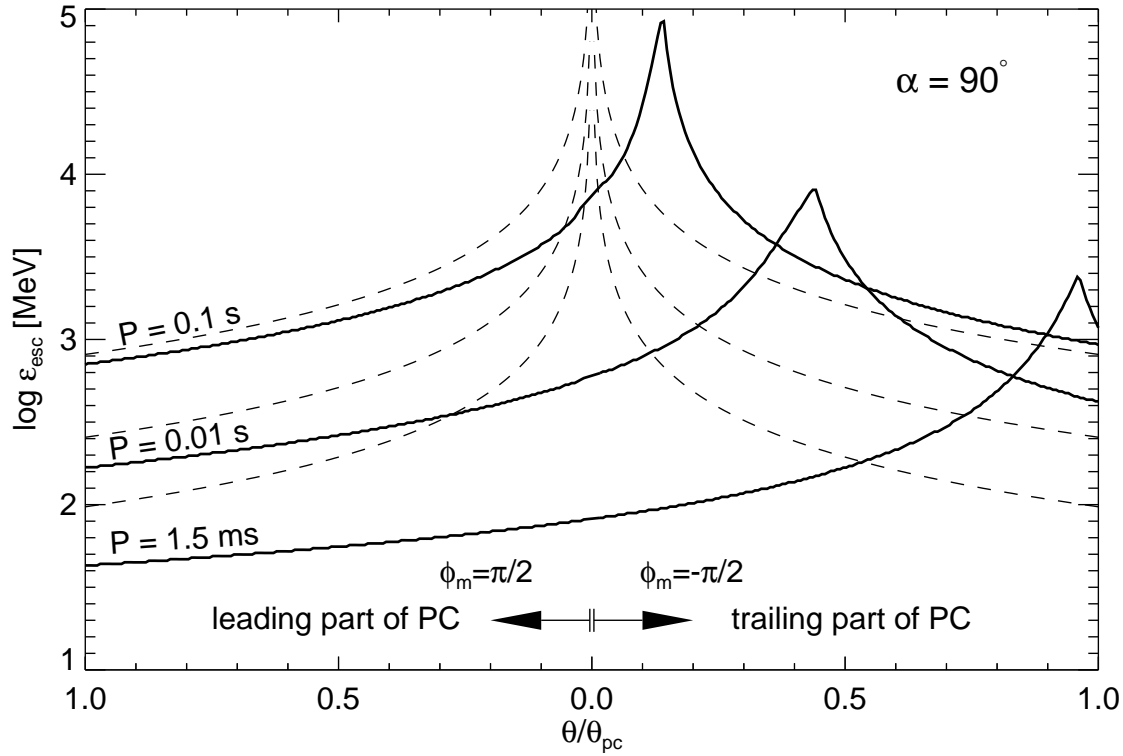


Fig. 1. The escape energy ε_{esc} of photons from the polar cap surface of an orthogonal rotator with $B_{\text{pc}} = 10^{12}\text{G}$ is shown as a function of normalized magnetic colatitude $\theta/\theta_{\text{pc}}$ of the emission points. The points are assumed to lay along the cross-section of the polar cap surface with the equatorial plane of rotation, thus location of each point is determined by $\theta/\theta_{\text{pc}}$ in the range $[0, 1]$, and the magnetic azimuth ϕ_m equal either to $\pi/2$ (for the leading half of the polar cap) or $-\pi/2$ (for the trailing half). Three solid lines are labelled with the corresponding spin periods P of 0.1 s, 10 ms, and 1.5 ms. Each solid line is accompanied by a dashed line calculated for the case when rotational effects are ignored.

emitted at different distances from magnetic axis (magnetic colatitudes θ) the sharp cutoff occurs at different photon energies often denoted as escape energies ε_{esc} . The escape energy ε_{esc} strongly depends on the magnetic colatitude as shown in Figure 1 (see for details Dyks and Rudak, 2002). In the course of pulsar rotation the line of sight samples various magnetic colatitudes, and therefore, the phase-averaged spectrum is composed of many spectra, each with a different position of the cutoff. [Note, that the depth of the interpulse dip at phase 0° of the pulse profile is much more pronounced in Figure 3b than in Figure 2b. This is because in the former case the line of sight penetrates the regions of smaller magnetic colatitudes - with larger curvature radii of the magnetic field lines and, therefore, with lower level of curvature emission.] When the range of sampled colatitudes is narrow (cf. Figure 2) the phase averaged spectrum does have a much sharper cutoff than a simple exponential decay. However, for a broader range of sampled colatitudes (cf. Figure 3), the cutoff in the phase-averaged spectrum may look exactly like a simple exponential decay. We conclude that within the filled-column beam cases the apparent shape of the high-energy cutoff in the phase-averaged spectra depends on the viewing geometry and it may emulate simple exponential shape even for on-beam geometry. To observe sharp super-exponential cutoffs in such cases one would have to turn to phase-resolved spectra. Alternatively, within the hollow-cone beam cases with emission extended over the large range of altitudes (like the slot gap model presented by Muslimov and Harding, 2003) cutoffs in the phase-averaged spectra are expected to be much sharper than simple exponential.

ROTATION-INDUCED ASYMMETRY IN THE DOUBLE-PEAK LIGHTCURVES

According to the polar cap model, the characteristic double-peak gamma-ray lightcurve forms when the line of sight intersects the polar-cap beam where the highest-energy emission originates: upon entering the beam a leading peak (LP) is produced, followed by a bridge emission due to the inner parts of the beam; when the line of sight exits

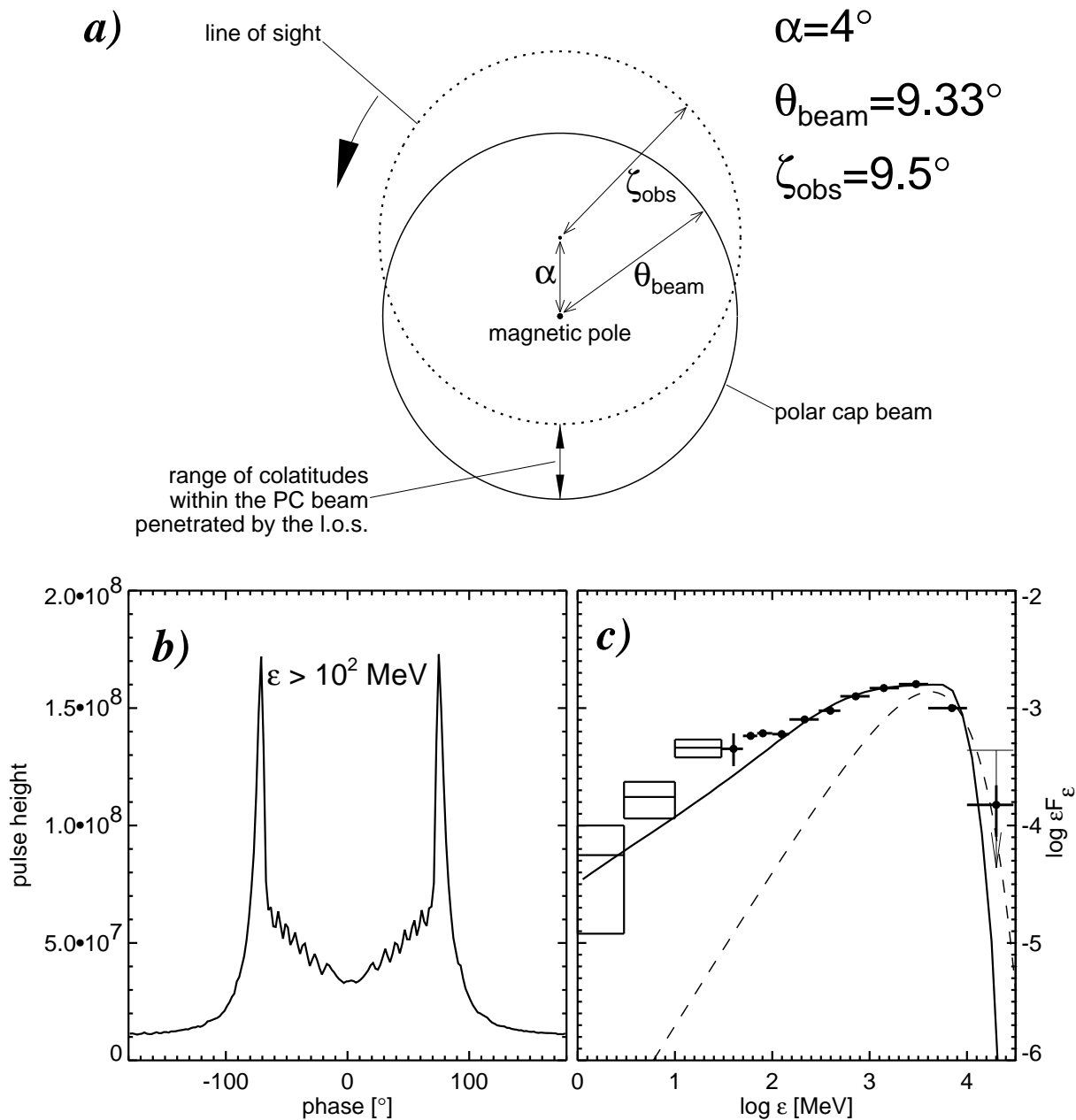


Fig. 2. a) Viewing geometry assumed to calculate the gamma-ray lightcurve and the spectrum shown in panels b) and c). The line of sight penetrates the polar cap beam (within the solid-line circle) along the dotted-line trajectory. b) Lightcurve calculated for $\epsilon > 10^2 \text{ MeV}$, with a peak separation of 0.42 in phase (the model refers to the Vela pulsar). c) Phase-averaged spectrum (solid line) of the model, with the COMPTEL and EGRET data points for Vela also indicated. Instantaneous spectrum of curvature radiation with exponential-like cutoff due to monoenergetic particles is shown for comparison (dashed line). Above $\sim 10 \text{ GeV}$ the modelled spectrum assumes a super-exponential cutoff, which is much sharper than the simple exponential.

the beam the trailing peak (TP) forms. It was shown recently (Dyks and Rudak, 2002) that the rotation results in an asymmetric magnetic absorption rate for the leading and the trailing part of the magnetosphere even in the case when the magnetic field structure and the population of radiating particles are symmetric around the magnetic pole. Rotation of the magnetosphere enhances the magnetic absorption of photons in the leading peak and weakens the absorption of the trailing peak. Therefore, the leading peak in the lightcurve disappears at a lower photon energy than the trailing peak, the effect noticed among the brightest EGRET pulsars by Thompson (2001). Figure 4 shows this effect for the model of the Vela pulsar.

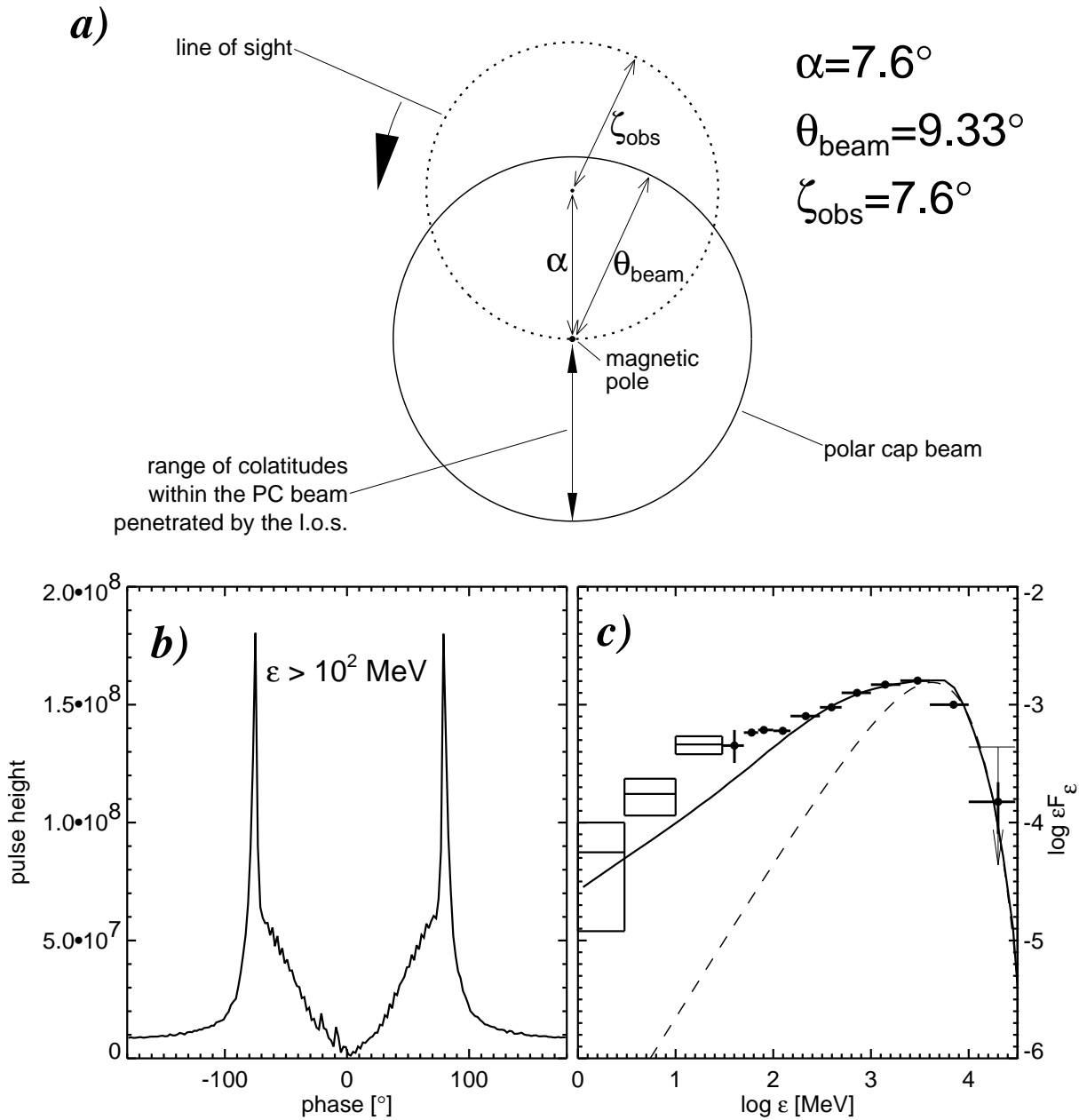


Fig. 3. Same as in Figure 2 but for a different orientational set-up: the inclination angle α and the viewing angle ζ (the angle between the spin axis and the l.o.s) have changed (but in such a way that the peak separation in the lightcurve remains unchanged). The line of sight penetrates now, unlike in the previous case, the innermost parts of the polar cap beam. In consequence, the modelled phase-averaged spectrum reveals now a simple exponential shape, in contrast to the super-exponential shape in Figure 2.

ROTATION-INDUCED STEP-LIKE SPECTRA

For the nearly-aligned model of Vela, the weakening of the leading peak (cf. Figure 4) can be discerned only when the acceleration of electrons takes place at high altitudes, where local corotation velocity is large (we took $h = 4R_{NS}$; this seems to be justified by the results of recent work of Muslimov and Harding, 2003). For millisecond pulsars, however, with high inclination angles α of the magnetic dipole, the difference between cutoff's energy for the leading and for the trailing peak becomes huge, and the effect may be noticeable even in the phase-averaged spectrum as a step-like feature close to the high-energy cutoff (see Figure 10 of Dyks and Rudak, 2002). Below the step the spectrum consists of photons from both the leading and the trailing peak, whereas above the step the only photons which contribute to the spectrum come from the trailing peak. At the step, the level of the spectrum drops by a factor

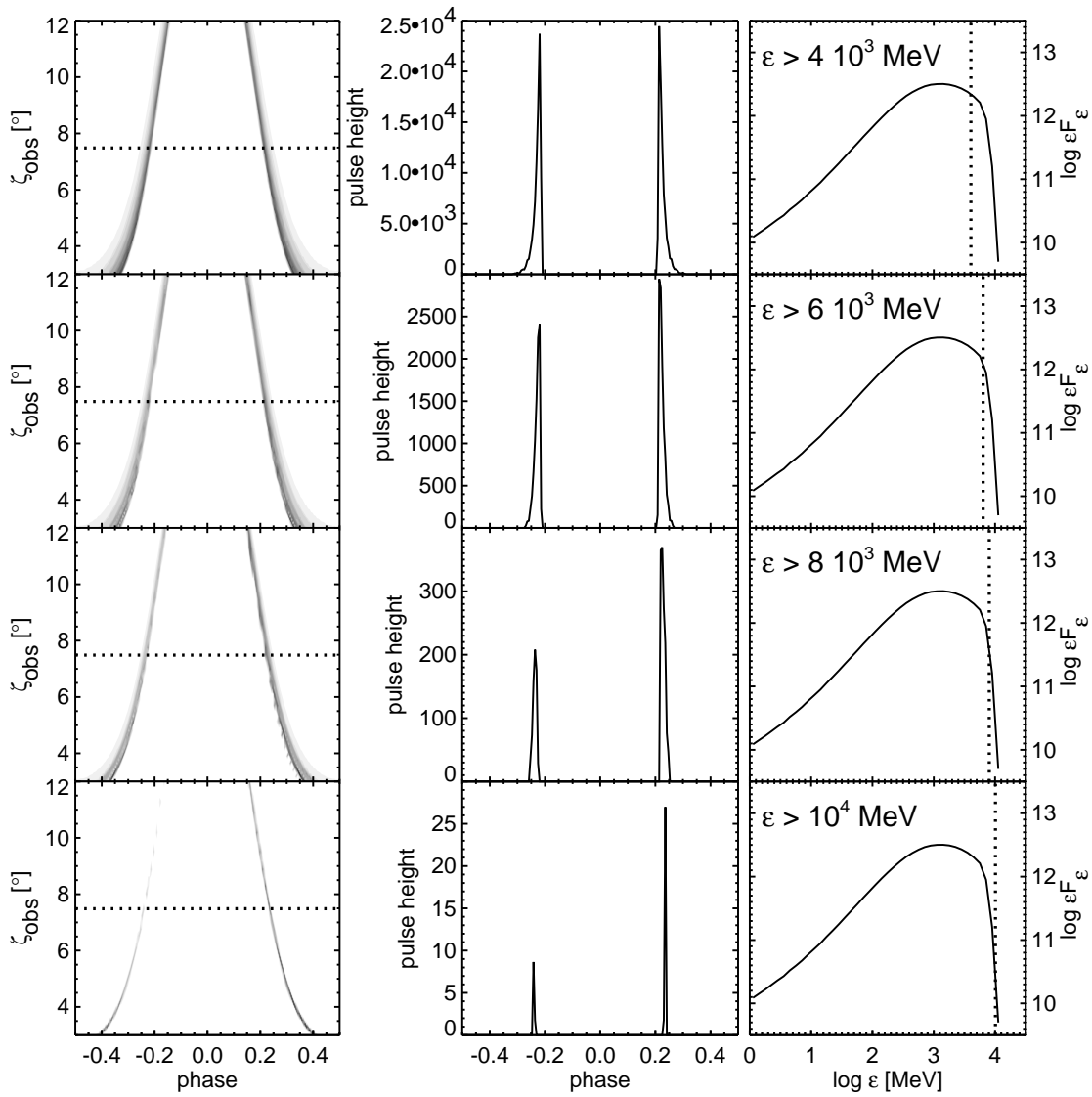


Fig. 4. Gamma-ray radiation characteristics calculated for the Vela pulsar with the orientational set-up as shown in panel a) of Figure 3 but for a hollow-cone beam case (i.e. with electrons ejected from the outer rim of the polar cap). Left column shows the outgoing photons of energy $\varepsilon > \varepsilon_{\text{limit}}$ mapped onto the parameter space ζ_{obs} vs. phase of rotation. Middle column shows the double-peak lightcurve for $\zeta_{\text{obs}} = 7.6^\circ$ (yielding the peak separation equal 0.42 in phase). Right column shows the phase-averaged energy spectrum (the y-axis has arbitrary units) for the same $\zeta_{\text{obs}} = 7.6^\circ$. Dotted vertical line indicates the part of the spectrum ($\varepsilon > \varepsilon_{\text{limit}}$) which contributes to the corresponding pulse profile in the middle column. The values of $\varepsilon_{\text{limit}}$: 4×10^3 , 6×10^3 , 8×10^3 , and 10^4 MeV, are given in the right column panels.

of two.

CHANGE OF THE PEAK SEPARATION

Another interesting consequence of the magnetic absorption of high energy photons is a noticeable change in the separation Δ^{peak} between the two peaks in the double-peak gamma-ray lightcurve when the photon energy approaches the high-energy cutoff (see Figure 7 of Dyks and Rudak, 2000). In models with electrons ejected from a rim of the polar cap (hollow cone beam models), the higher energy of escaping photons requires higher emission altitudes to avoid magnetic absorption. Because of the nearly-aligned-case orientation, a slightly larger opening angle of the gamma-ray beam translates into a pronounced increase in the peak separation Δ^{peak} . If the emission from the interior of the polar cap is included (filled column beam models), the opposite happens: Δ^{peak} decreases near the high-energy

cutoff in the spectrum (model D in Figure 7 of Dyks and Rudak, 2000). This is because photons of the highest energy which manage to escape unattenuated come in this case from the inner parts of the beam, i.e. closer to the magnetic dipole axis. The change of the peak separation is thus especially useful observational diagnostics: not only does it indicate the polar cap origin of the radiation, but also it discriminates between the hollow cone and the filled column beam cases.

CONCLUSIONS

The high-energy cutoff range in the pulsar spectrum (above ~ 5 GeV) is potentially a very promising testing ground for the scenario of polar-cap origin of pulsar activity. There are at least four signatures of the polar-cap activity expected within this range for on-beam pulsars: 1) super-exponential shape of the spectral cutoff (for phase-resolved spectra); 2) weakening of the leading peak in the double peak lightcurves; 3) abrupt change in the peak separation in the double peak lightcurves; 4) step-like phase-averaged spectra for highly inclined millisecond pulsars. On the other hand, so called off-beam pulsars should be easily identified by virtue of their spectral softness (with the spectra peaking typically around ~ 100 MeV). The magnitude and the chance for detecting the properties 1) to 4) depends on such factors as the viewing geometry, the details of the polar cap structure and the rotation. Nevertheless, these properties are powerful observational diagnostics in the context of superior-quality data in the HE and VHE domains anticipated in the near future from GLAST and MAGIC; one may expect that at least some of these signatures will be found for a significant number of objects (alternatively: their existence will be rejected) making thus a strong case for the polar-cap scenario of pulsar magnetospheric activity (alternatively: questioning it).

ACKNOWLEDGEMENTS

We acknowledge financial support from KBN grant PBZ-KBN-054/P03/2001.

REFERENCES

- Baring, M.G., High-energy emission from pulsars: the polar-cap scenario, *Advances in Space Research*, this issue, 2003.
- de Jager, O.C., Pulsar observations above 1 GeV with future ground-based gamma-ray telescopes, *Bulletin of the Astronomical Society of India*, **30**, 85-93, 2002.
- Dyks, J., and Rudak, B., Model of peak separation in the gamma light curve of the Vela pulsar, *Monthly Notices of RAS*, **319**, 477-483, 2000.
- Dyks, J., and Rudak, B., Rotation as a source of asymmetry in the double-peak lightcurves of the bright EGRET pulsars, *Astronomy and Astrophysics*, **393**, 511-521, 2002.
- Harding, A.K., and Zhang, B., Off-beam gamma-ray pulsars and unidentified EGRET sources in the Gould Belt, *Astrophysical Journal*, **548**, L37-L40, 2001.
- Muslimov, A.G., and Harding, A.K., Extended acceleration in slot gaps and pulsar high-energy emission, in press, *Astrophysical Journal*, 2003.
- Rudak, B., Dyks, J., and Bulik, T., High-energy radiation from pulsars: a challenge to polar-cap models, in *Proceedings of the 270. WE-Heraeus Seminar on Neutron Stars, Pulsars, and Supernova Remnants*, eds. W. Becker, H. Lesch, and J. Trümper, MPE Report **278**, 1420154, 2002 (<http://xxx.lanl.gov/abs/astro-ph/0206101>).
- Thompson, D.J., Gamma-ray pulsars: observations, in *High Energy Gamma-Ray Astronomy*, AIP Proceedings, eds. F. A. Aharonian and H. J. Völk, **558**, 103, 2001.
- Woźna, A., Dyks, J., Bulik, T., and Rudak, B., The dependence of observed gamma-ray pulsar spectra on viewing geometry, to appear in *Proceedings of the 22nd Moriond Astrophysics Meeting, Les Arcs*, 2002 (<http://xxx.lanl.gov/abs/astro-ph/0205224>).
- e-mail address: bronek@ncac.torun.pl