
The Status of VHE Astronomy

Rene A. Ong

Department of Physics & Astronomy, University of California, Los Angeles, CA 90095, USA

Abstract

This paper summarizes the status of very high-energy (VHE) astronomy, as of early 2003. It concentrates on observations made by γ -ray telescopes operating at energies above 10 GeV. This field is an exciting one to be working in, with a growing and varied list of established sources that includes plerions, supernova remnants, and active galactic nuclei. Some of these sources are believed to be well understood theoretically, but others are much more puzzling. New results include the discovery of the first unidentified source at very high energies and the detection of γ -rays from a nearby starburst galaxy (NGC 253). The arrival of a new generation of telescopes, both on the ground and in space, argues that we can anticipate a wealth of exciting results in the near future.

1. Introduction

This review is based on the summary talk given at a major VHE γ -ray meeting and on the papers presented at that meeting [1]. The review is imperfect for a number of reasons. First, it is not comprehensive, but is rather a selective summary of the most interesting recent results. Second, the review is largely confined to the experimental and observational picture. For a summary of the theoretical perspective, see the talk by Takahara [1].

VHE γ -ray astronomy came of age in the 1990's [2]. The first solid detections of a galactic source (Crab Nebula) and an extragalactic one (Markarian 421) came in the early part of the decade. The latter part of the decade was marked by an increasing number of confirmed VHE sources and an increasing variety of source type. More importantly, it was marked by steady improvements in the quantity and quality of data. The year 1997 was an exciting one in which dramatic flares from Markarian 501 were detected and studied by a panoply of telescopes around the world. By the end of the

decade, detailed measurements of energy spectra and flux variability were routine for the stronger sources.

The 1990's also saw great progress in experimental capabilities, with atmospheric Cherenkov telescopes leading the way. Arrays of multiple telescopes using higher resolution cameras demonstrated the power of the Cherenkov technique and sparked a world-wide effort to develop the next generation of instruments. Much of the discussion on future ground-based γ -ray telescopes took place in a series of meetings entitled *Towards a Major Atmospheric Cherenkov Detector*. These meetings were held at Palaiseau (1992), Calgary (1993), Tokyo (1994), Padova (1995), Kruger Park (1997), and Snowbird (1999). The Kashiwa symposium is in the spirit of these past meetings, and this summary considers trends in the field that have taken place since the meeting at Snowbird. For additional information, see the excellent summary from the 27th International Cosmic Ray Conference by Pohl [3].

2. Big Themes

There are a number of broad themes underlying the progression of the field during the last few years. I discuss the following three themes, chosen somewhat arbitrarily:

- Steadily increasing source count.
- Multi-wavelength approaches.
- New telescopes and new instrumentation.

2.1. VHE Source Count

The current VHE sky map is shown in Figure 1. Since the Snowbird meeting, six new sources have been discovered by atmospheric Cherenkov telescopes. Of these new sources, perhaps the most exciting one is the first unidentified VHE source - TeV J2032+4131 - detected by the HEGRA telescope. The other new sources are the blazars H1426+428 and 1ES 1959+650, the supernova remnants Cassiopeia-A and RXJ 1713-3846, and the starburst galaxy NGC 253.

Sources are detected with varying degrees of confidence by a varying number of groups. We can divide the sources into three categories based on a somewhat arbitrary measure of our confidence in their detection:

- **Confirmed Sources (A):** Six sources have been detected by multiple experiments at high significance levels: Crab, Markarian 421, Markarian 501, PSR 1706-443, H1426+428, and 1ES 1959+650.

VHE Gamma-Ray Sources

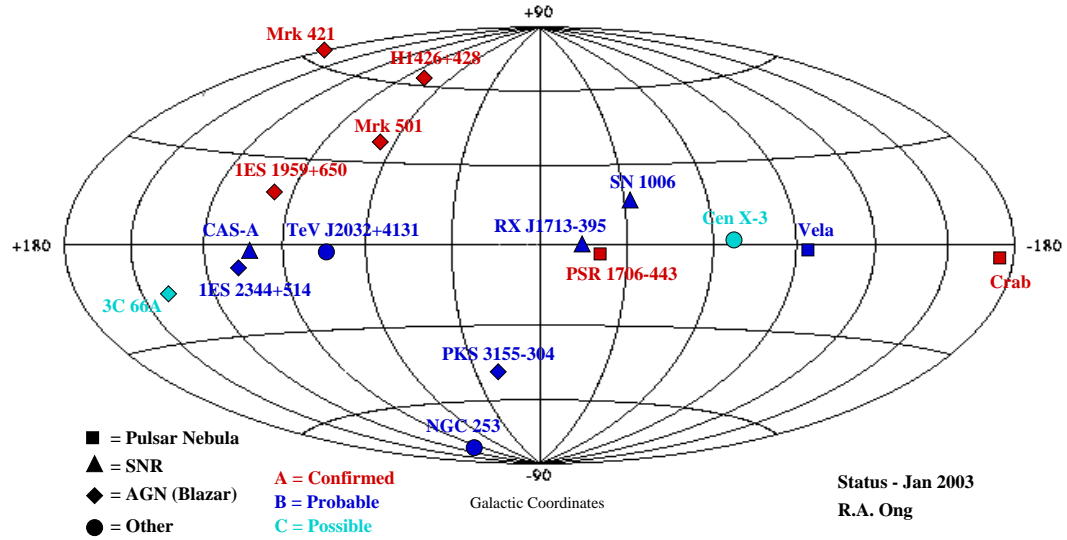


Fig. 1. VHE Sky Map, as of January 2003. In the last three years, six new sources have been reported: the supernova remnants CAS-A and RX J1713-3946, the blazars 1ES 1959+650 and H1426+428, the starburst galaxy NGC 253, and the unidentified source TeV J2032+4131.

- **Probable Sources (B):** Eight sources have been detected at a high significance level by at least one group: Vela, 1ES 2344+514, SN1006, Cassiopeia-A, RXJ 1713-3846, TeV J2032, PKS 2155-304, and NGC 253.
- **Possible Sources (C):** Two other sources have been claimed: Centaurus X-3, and 3C66A.

Considering the confirmed and probable sources together, we now have a catalog of fourteen objects, classified in the following way: 3 pulsar nebulae, 3 supernova remnants, 1 starburst galaxy, 6 AGN, and 1 unknown. All AGN are of the BL-Lac type, and all confirmed AGN detections have so far been made in the northern hemisphere. With the advent of the new HESS and CANGAROO-III telescopes in the south, we can expect the southern hemisphere to become a more important part of the overall picture.

2.2. *Multi-Wavelength Approaches*

VHE γ -ray astronomy does not exist in a vacuum and contact with other wavebands is essential to understanding the detailed astrophysics of the sources. In particular, the connection to X-rays is very important for this field because of the similar non-thermal processes probed and because of the wealth of new data from the current generation of X-ray satellite experiments: RXTE, Chandra, XMM/Newton, and INTEGRAL. Overview talks on our understanding of supernova remnants (SNR's) were presented by Berezhko, Slane, and Tanimori. They reminded us about how important it is to understand the broadband spectral energy distribution (SED) in SNR's and plerions. For SN 1006, the basic model of synchrotron emission from a non-thermal electron distribution and an inverse-Compton component appears to well describe the observed data X-ray and γ -ray data. By contrast, the picture for RX J1713-3846 is not clear at all, as discussed below.

The general AGN landscape was covered by Coppi and Mukherjee. Here, in broad terms, the X-ray and TeV γ -ray data show correlation in their SED's and in their temporal behavior. One is tempted to develop a unified picture to explain or describe these correlations (see, for example, [4]). Such schemes have merit, but things get more complicated when one looks at these sources in detail. For example, it now appears clear that the TeV (and GeV) blazars have discrete flare states – i.e. one sees flares that last for long periods of time (weeks/months), and then the source quiets down. This situation is hard to explain in the context of a single blob model. Among other things, we would like to understand: 1) the acceleration energy spectrum of the primary electrons, 2) whether the high-energy cutoff in some objects is intrinsic or simply due to photon-photon pair-production (in the source or in intergalactic space), and 3) the source of the seed photons for Compton up-scattering.

Turning to the GeV sky, Pohl reminded us of the main questions left from the EGRET mission. EGRET detected a significant excess in the GeV γ -ray signal at high latitudes that is not understood. In addition, the majority of the point sources detected by EGRET are not identified. Probably a large fraction of these are galactic in origin, but only minor fraction appear to be SNR's or pulsars. Thus it is likely that a new high-energy galactic source class exists. Are these two problems (the GeV excess and the unknown nature of most EGRET sources) related? We do not know the answer to this question. TeV observations can shed light on this puzzle, even before the launch of GLAST.

2.3. *New Telescopes and Instrumentation*

There were many interesting talks on new detector techniques at this meeting. Most talks were related to the atmospheric Cherenkov technique, and they described




Fig. 2. New Cherenkov telescope instrumentation. Upper left: second telescope of the CANGAROO-III array. Upper right: camera integration for one of the HESS telescopes. Lower left: readout electronics for VERITAS (500 MHz FADC). Lower right: large 17m diameter telescope of MAGIC.

details of the instrumentation for individual telescopes or for new detector concepts. The most important development is the great progress made on the construction of the next generation of telescopes: CANGAROO (Ohishi et al.), HESS (Hofmann et al.), MAGIC (Lorenz et al.), and VERITAS (Ong et al.). Some images of the instrumentation being built for these four telescopes are shown in Figure 2.

The **CANGAROO-III** array is being constructed in Woomera, Australia (31.1°S , 137.8°E , 160 m a.s.l.). The array will comprise four 10 m diameter telescopes, each having an imaging camera of 430 pixels covering a field of view of 4° . The optical reflectors are parabolic in shape, with mirror facets made of glass fiber reinforced plastic. The camera consists of conventional photomultiplier tubes (PMT's) with each tube covering a full angle of 0.17° on the sky. The electronics are largely conventional VME-based modules. Two telescopes of the array are already in place at Woomera and are being commissioned. The construction of the third and fourth telescopes is scheduled for 2003. Observations with all four telescopes are expected to start in 2004.

The **HESS** array is well underway at a site in the Gamsberg area of Namibia (23.3°S, 16.5°, 1800 m a.s.l.). HESS will consist of four 12 m diameter telescopes, each with an imaging camera of 960 pixels covering a 5° field of view. The optical reflectors use the Davies-Cotton design with a focal length of 15 m. The mirror segments are made of ground glass that are then aluminized and quartz coated. The camera is a fully integrated and modular assembly, comprising PMT's and electronics (CPU, trigger, and readout) in the camera body. The readout is accomplished by the Analog Ring Sampler (ARS) device which samples the PMT signal at high rate to provide a measure of the charge integrated over a 16 ns window. HESS presented initial data from two complete telescopes. The construction of the third and fourth telescopes is scheduled for 2003, with four-telescope observations starting in 2004.

The **MAGIC** telescope is under construction on the island of La Palma (28.8°N, 17.8°W, 2225 m a.s.l.). The telescope comprises a number of advanced technologies in the design of the mirror, the camera, and the readout electronics. The large 17 m diameter reflector has a parabolic profile, and the individual mirror segments are made from diamond-turned aluminum blanks. The camera uses 574 PMT's covering a 4° field of view. Camera readout is accomplished by signal transmission through analog optical fibers to a 300 MHz Flash-ADC (FADC) system. Much of MAGIC is already in place, and completion of the full mirror and camera are set for spring 2003, with first observations to follow later in 2003.

VERITAS is an array of telescopes to be constructed near the base camp of Mt. Hopkins in Arizona, USA (31.7°N, 110.9°W, 1300 m a.s.l.). The first phase of the project, VERITAS-4, will consist of four 12 m diameter telescopes, each with a 499 pixel camera covering a field of view of 3.5°. In the second phase, three more telescopes will be added. The optical reflectors use the Davies-Cotton design with a focal length of 12 m. Mirror facets are made of ground glass that has been aluminized and anodized. PMT signals are amplified in the base of the phototube and transmitted via high-bandwidth cable to a system of custom-built 500 MHz FADC's. Construction on the first VERITAS telescope is underway, with initial operation scheduled for late 2003. Current plans call for a four-telescope array to be operational in late 2005.

In space, there are a number of existing or planned instruments that can probe the high-energy gamma-ray regime. Chief among these is **GLAST** [5], scheduled for launch in the fall of 2006. GLAST will have a substantially larger collection area, a wider field of view, and a smaller dead time than EGRET on the Compton Gamma Ray Observatory. In comparison with EGRET, GLAST will also have superior angular resolution and a wider spectral range (up to 100 GeV and beyond). Other planned instruments include AGILE, AMS, and SWIFT.




Fig. 3a. Detection of unidentified source TeV J2032+4131 by HEGRA. The spectrum of the source is shown, along with the spectrum from the nearby EGRET source 3EG J2033+4118. Also shown are upper limits from ASCA-GIS and HEGRA-AIROBICC (H-A).

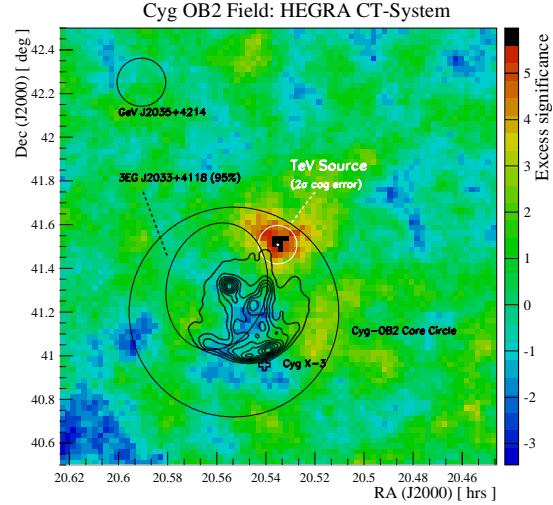


Fig. 3b. Map of the TeV γ -ray significance (color shades) for the region around TeV J2032+4131, along with the 2σ contour for the source. Also shown are the 95% error ellipses for various EGRET sources, the core of the Cygnus OB2 complex, and an overlay of ASCA GIS X-ray data (contours).

3. New Results

There have been many nice results reported in the last year. I have selected a number of them to discuss in this summary:

1. TeV J2032+4131: the first unidentified TeV γ -ray source,
2. the mystery of SNR RX J1713-3946,
3. VHE sky surveys,
4. new AGN results,
5. NGC 253: a starburst galaxy source of VHE emission, and
6. spectral measurements between 50 and 250 GeV.

3.1. The First Unidentified TeV Source: TeV J2032+4131

HEGRA presented evidence for the first unidentified γ -ray source at TeV energies (Rowell, see also [6]). The source was spotted in scans of the region near the famous Cygnus X-3. After accounting for trials factors, the detection has a statistical

significance of 4.6σ . The source is weak, but it appears to be steady with an integral flux of ~ 30 mCrab.

This new source has several interesting properties. Chief among them is that it is not clearly identified with any EGRET source or any known X-ray source. As shown in Figure 3, the source is relatively far away from Cygnus X-3, but it is close to the Cygnus OB2 complex and at the edge of the error box of the EGRET source 3EG J2033+4118. A second interesting feature of the source is its hard spectrum with a differential index $\alpha \sim -2$. A third feature is that the source appears to be somewhat extended (approximately 6 arc-minutes across). Newer data from HEGRA taken in 2002 appear to confirm the source detection and spectrum.

There are a number of factors that argue for a galactic origin for TeV J2032+4131, but the basic fact is that we just cannot yet make a firm identification. There is the exciting possibility that this source is a new type of object not seen at other wavelengths. In any case, the catalog of unidentified TeV sources has been started.

3.2. *The Mystery of RX J1713-3946*

The CANGAROO group reported the detection of VHE γ -rays from the supernova remnant RX J1713-3946 (SNR G347-0.5) from data taken with the original 3.8 m telescope and with the newer 7 m telescope (Kawachi, see also [7]). The group argues that the observed TeV spectrum is not consistent with that expected from inverse-Compton scattering from accelerated electrons, but rather is consistent with that expected from π^0 -decay (where the π^0 's are produced when accelerated protons collide with ambient material). Thus, the detection of this SNR can be seen as evidence for the acceleration of very high-energy cosmic rays.

Unfortunately, the interpretation of this source may not be straightforward. Reimer and Pohl present the case that the pion-decay spectrum that fits the TeV data is inconsistent with the EGRET data at GeV energies [8]. Even though EGRET did not detect this object, the EGRET sky map in its vicinity (in particular, near the unidentified source 3EG J1714-3857) provides an upper limit on the GeV flux at the source location. This upper limit appears to be below the expected flux from the pion-decay model (see also [9]).

At this meeting, Slane showed that inverse-Compton models could fit the GeV and TeV data if one assumed a relatively large value for the magnetic field ($B \sim 50 \mu\text{G}$) with a relatively small filling factor. This might be a reasonable picture for a supernova remnant that is evolving towards a molecular cloud.

In the mind of this reviewer, the origin for the TeV radiation from this source has not been clearly established. In general, supernova remnants will have both an electron inverse-Compton component and a proton pion-decay component. Separating and identifying these two components is challenging. Clearly, the new, more powerful

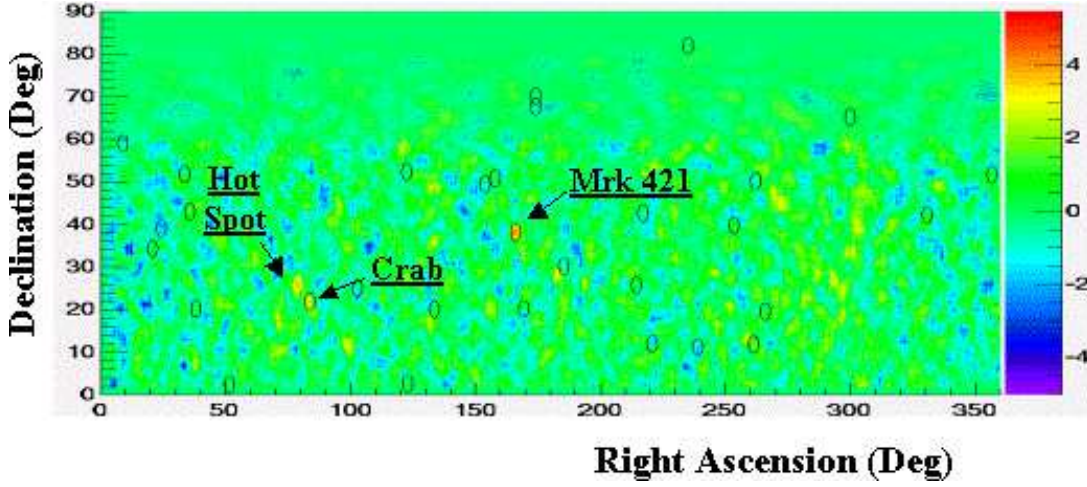


Fig. 4. Map of the northern hemisphere VHE sky as seen by Milagro. The excess significance (color scale on right hand side) is plotted as a function of equatorial coordinates. The brightest locations are Mrk 421, the Crab, and an unidentified location (“Hot Spot”). The circles mark locations of AGN selected in [10]. The threshold energy of the experiment is ~ 4 TeV in the broad declination range between 20° - 50° ; it increases outside this range.

Cherenkov telescopes in the southern hemisphere (HESS and CANGAROO-III) will soon be able to shed light on the question of cosmic-ray acceleration in SNR’s.

3.3. VHE Sky Surveys

Our knowledge of the VHE sky is still very incomplete. Atmospheric Cherenkov telescopes have achieved excellent point source sensitivity, but have so far surveyed only a small fraction of the overhead sky. This fraction is steadily increasing, and HEGRA presented preliminary results from analysis of archival data covering 0.4 sr (3.5% of the sky). In this study, two different approaches to flat-fielded the data by using contemporaneous background observations were used. The two approaches generally gave similar results. The HEGRA data showed a handful of sky locations having a statistical significance in the excess event count greater than four standard deviations (Puehlhofer). The strongest significances can be identified with known objects (Cassiopeia-A, H1426+428, and TeV J2032+4131), and there is no evidence for any new strong sources in this search.

Much larger fractions of the sky can be surveyed by air shower detectors. These detectors have wide fields of view and high duty-cycle operation, but weaker sensitivity relative to Cherenkov telescopes. New results were presented from the Tibet air shower array (Sakata) and from the Milagro experiment (Sinnis). Both experiments have surveyed the northern hemisphere sky at γ -ray threshold energies above 3-4 TeV.

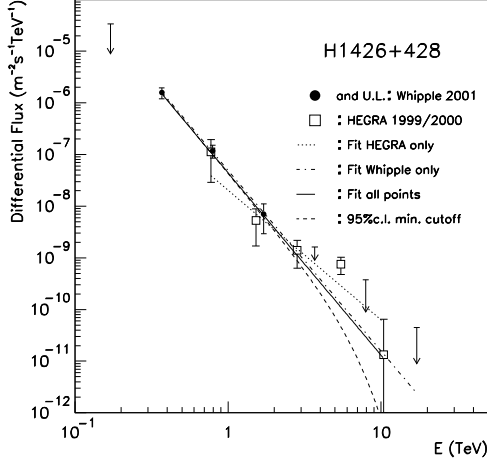


Fig. 5a. Measurement of the spectrum of the BL-Lac object H1426+428 at very high energies by VERITAS. Various fits to the data are shown, as indicated in the legend.

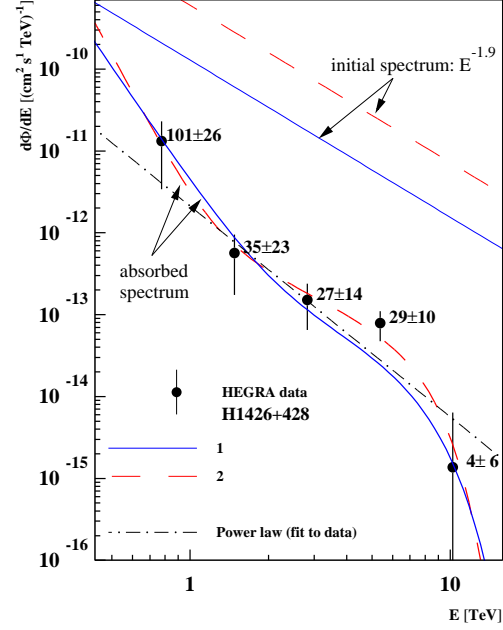


Fig. 5b. The spectrum of H1426+428 measured by HEGRA. The curves correspond to assumed spectra before and after the effect of absorption by the extragalactic background light (EBL), for two different EBL spectral energy distributions.

The results from the two experiments are similar, namely that there are few, if any, sources that have a time-averaged VHE γ -ray flux brighter than the Crab Nebula. The Milagro sky map for one year of data is shown in Figure 4. It would be valuable to compare the sky maps reported by the Tibet and Milagro experiments to search for possible correlations - the results from such a comparison were not reported.

3.4. New AGN Results

In the last two years, two new AGN have been detected in VHE γ -rays. The first of these, H1426+428, is an X-ray selected BL-Lac object that is the most distant source yet detected at very high energies ($z = 0.129$). The source was monitored over several years because of the high synchrotron peak frequency ($E > 100$ keV) seen in the X-rays, and detections were reported by the VERITAS (Krennrich, see also [11,14]), HEGRA (Horns, see also [12]), and CAT [13] collaborations. H1426+428 is weak at TeV energies and measurements indicate a very soft spectrum (differential index $\alpha \sim -3.0$), as shown in Figure 5. The spectral shape generally supports the idea that

the VHE γ -ray signal is heavily attenuated from absorption by the extragalactic background light (EBL). The HEGRA group has attempted to constrain the EBL spectral energy distribution (SED) by starting with an intrinsic source spectrum and fitting to the observed spectrum. This technique yields a reasonable shape and normalization for the EBL SED.

The other newly detected AGN is 1ES 1959+650. This source is an X-ray selected BL-Lac object at a redshift $z = 0.048$. It is a weak EGRET source that exhibits a high degree of variability in X-rays. Early evidence for this source was reported by the Telescope Array [15] and by HEGRA [16]. In May 2002, the source went into a flaring state and strong VHE γ -ray emission was reported by HEGRA. Initial results on the spectra and light curve for this source were presented by HEGRA (Horns) and VERITAS (Holder) at this meeting. VERITAS sees a spectral index similar to that for the Crab and strong night-to-night variability [17]. On one night, a doubling time scale of ~ 7 hr was observed. HEGRA sees a softer spectral index relative to the Crab, strong variability, and evidence for spectral hardening. The last result is very interesting; in the low state, the source spectra appears to be well fit by a power law of differential index $\alpha \sim -3.3$, but in the high state, a simple power law is a poor fit to the data and a curved spectral shape is required. Analyses of multi-wavelength observations of 1ES 1959+650 are in progress.

In addition to detecting new AGN at very high energies, we are continuing to learn more about the now well-known TeV sources Markarian 421 and Markarian 501. Mrk 421 exhibited dramatic flaring activity in 2001, and the large flux variations permitted detailed spectral measurements to be made as a function of flux level. These measurements clearly show spectral variability, where the spectrum hardens as the flux level increases. This behavior could be expected in a model where the synchrotron peak gets shifted to higher energy during the flaring activity. Similar results on the spectral variability of Mrk 421 were presented by VERITAS (Krennrich) and HEGRA (Horns). As shown in Figure 6, the differential spectral index varies from $\alpha \sim -3.0$ at relatively low flux values to $\alpha \sim -2.0$ at the highest recorded flux levels. Spectral variability is also observed on short time scales (~ 0.5 hr), but there is a lot of scatter in the data. HEGRA also reported a possible diurnal spectral variability indicating some sort of hysteresis-like effect. We are reminded that these blazar systems are quite complicated and that more data of this quality are needed to fully understand these sources.

3.5. *New Source: NGC 253*

At this meeting, the CANGAROO collaboration reported the detection of VHE γ -rays from the starburst galaxy NGC 253 (Itoh, see also [18]). The group also presented evidence for possible γ -ray emission from the galactic center (Tsuchiya) and from two supernova remnants: RCW86 (Watanabe) and RX J0852-4622 (Katagiri).

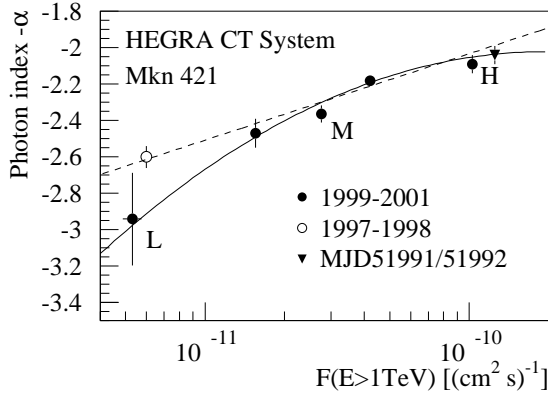


Fig. 6a. Spectral variability of Markarian 421, as measured by the HEGRA CT System. The spectral index is plotted as a function of flux level for various epochs.

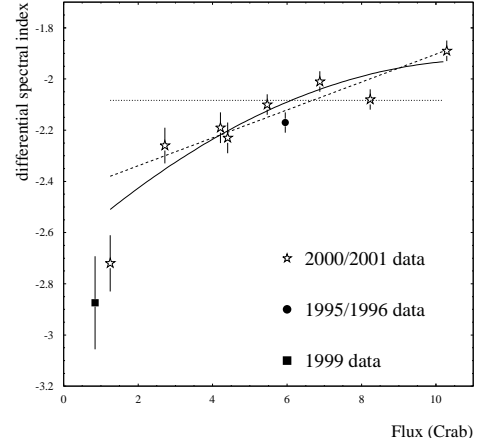


Fig. 6b. Spectral variability of Markarian 421, as measured by VERITAS. The spectral index is plotted as a function of the flux level in units of the Crab flux.

At a distance of ~ 2.5 Mpc, NGC 253 is one of the closest starburst galaxies. The galaxy is known to have a very high star formation rate, at the level of 0.1-0.3 SN/year. Although EGRET did not detect this source at GeV γ -ray energies, a large and bright synchrotron halo is seen in the radio band. Recent Chandra data from the core region indicates a heavily absorbed source of hard X-rays that may possibly signal a weak active nucleus [19]. It is argued (Voelk) that the high star formation rate in NGC 253 will lead to an enhanced rate of cosmic ray production (factor of 10-100 times greater than the Milky Way) and thus a substantial level of diffuse γ -ray emission.

CANGAROO made observations of NGC 253 totalling ~ 75 hr over a two year period. The distribution of the image orientation parameter α is shown for these data in Figure 7. An excess of events is observed at low values of α , corresponding to a raw significance of 11.1σ and a detection rate of 0.56 γ -rays/min. The source appears to be spatially extended in comparison with the Crab control data. A simple power-law fit to the energy spectrum does not adequately describe the data, and a strong turn-over below 1 TeV is needed. The multi-waveband spectrum of NGC 253, shown in Figure 7, indicates that the hard X-ray and TeV γ -ray data cannot be described by a simple model of inverse-Compton emission from a single source of electrons. The TeV γ -rays may possibly originate from the extended halo and the X-rays from the central region. Further observations of this source will be important to understanding its high-energy cosmic ray environment.

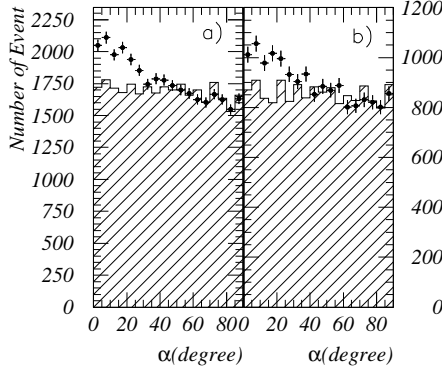


Fig. 7a. CANGAROO observations of the starburst galaxy NGC 253. The image orientation parameter, α , is shown for loose (left) and tight (right) selection cuts. The points (shaded histogram) correspond to the on (off) source regions.

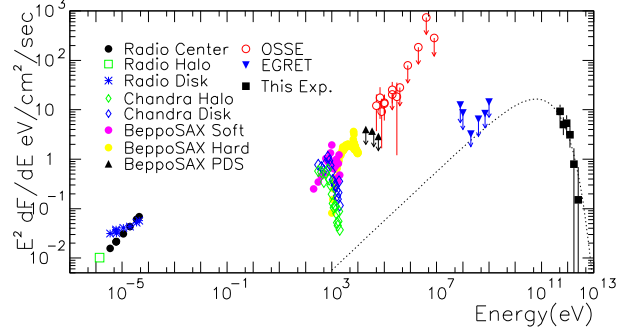


Fig. 7b. Multi-waveband observations of NGC 253 taken at different epochs. The CANGAROO data are shown by the squares. Observations at other wavebands are identified in the legend.

3.6. Spectral Measurements Between 50 and 250 GeV

The atmospheric Cherenkov technique has been a powerful technique for detecting sources and measuring their spectra at energies above several hundred GeV. Very recently, this technique has been successfully applied by solar array telescopes at energies between 50 to 250 GeV. These telescopes give us the first source measurements in this unexplored waveband. Both CELESTE and STACEE presented results from recent observations.

CELESTE reported results from a spectral analysis of Crab Nebula and Markarian 421 data (Piron). An energy resolution of $\sim 20\%$ was achieved. The CELESTE data provide spectral measurements near the peak of the putative inverse-Compton component, and the measured spectra are observed to connect well with higher energy results from the CAT telescope. Future work is needed to reduce the systematic uncertainties due to varying atmospheric conditions. CELESTE has also made low-threshold observations to search for the Crab Pulsar. Although the pulsar has not yet been detected by a ground-based γ -ray telescope, CELESTE is the first to explore the very interesting region below 50 GeV.

STACEE reported results from detailed observations made on Markarian 421 during the 2001 flare (Hanna, see also [20]). The light curve showed night-to-night flux variations and peak detection rates exceeded 1000 γ -rays/hr. The average flux mea-

sured by STACEE generally agrees with an extrapolation from the VERITAS spectrum recorded on the same nights. Moreover, a good correlation is observed between the STACEE and VERITAS flux measurements on a daily time scale. Weaker correlation is seen between the STACEE and RXTE light curves. STACEE also reported on observations made of the AGN sources W Comae ($z = 0.102$) and H1426+428. Neither of these sources were detected, but the limits are interesting and constrain the spectral behavior in the waveband centered on 100 GeV.

4. Summary

VHE astronomy continues to be an exciting area to work in. The catalog of known sources is growing, and our knowledge of specific source properties has significantly increased over the last few years. We are discovering new types of sources and measuring their spectral, temporal, and multi-wavelength behavior with greater accuracy. With the advent of a new generation of ground-based Cherenkov telescopes, we are entering a new era. VHE astronomy is observationally driven, and the new telescopes will soon be providing lots of results to be understood by the theorists.

It is very gratifying to see the great progress made on the construction of the CANGAROO, HESS, MAGIC, and VERITAS telescopes. It has taken ten years to reach the “Major Atmospheric Cherenkov Detector” but we are almost there! Of course, nothing stands still, and work is already well underway towards a future generation of instruments, possibly Cherenkov telescopes at high altitude with very wide fields of view. New technology in optics, photodetectors, and electronics will be essential for moving the field forward.

5. Acknowledgements

I wish to acknowledge organizers of this symposium, Ryoji Enomoto, Masaki Mori, and Shohei Yanagita, for inviting me to give this review. Many thanks are due to all the speakers who gave me materials before, during, and after the meeting, especially Ryoji Enomoto, Dieter Horns, Frank Krennrich, Gavin Rowell, and Gus Sinnis. Dirk Petry kindly provided me with a template for the sky map. Any inaccuracies in the presentation of results are my responsibility.

Considerable gratitude is owed to Tadashi Kifune, one of the pioneers in the field of using ground-based telescopes to study VHE astrophysics. Tadashi has been a key figure in the exploration of the southern hemisphere sky. With the advent of new telescope arrays, we can rightfully expect to see an explosion in the number of VHE γ -ray sources, as predicted by Tadashi.

6. References

1. Symposium entitled: *The Universe Viewed in Gamma-Rays*, 25-28 Sep 2003, Kashiwa, Japan, published by Universal Academy Press, Inc. (Tokyo), ed. R. Enomoto. References to papers presented at this meeting are given in the body of the text by listing the presenter's name.
2. For reviews of the field, see, for example: R.A. Ong 1998, Phys. Rep. 305, 93; Weekes, T.C. 2000, Proc. High Energy Gamma-Ray Astronomy (Heidelberg), American Institute of Physics Conf. Proc. 558 (ed. F.A. Aharonian and H.J. Voelk), p. 15.
3. Pohl, M. 2001, Proc. 27th Int. Cosmic Ray Conf. (Hamburg), Copernicus Gesellschaft, Invited and Rapporteur Talks, astro-ph/0111552.
4. Donato, D., Ghisellini, G., Tagliaferri, G., and Fossati, G. 2001, A&A 375, 739.
5. Kniffen, D.A. et al. 2000, Proc. of GeV-TeV Gamma-Ray Astrophysics Workshop, Towards a Major Atmospheric Cherenkov Detector VI (Snowbird), American Institute of Physics Conf. Proc. 515, (ed. B.L. Dingus, M.H. Salamon, and D.B. Kieda), p. 492.
6. Aharonian, F. et al. 2002, A&A 393, L37.
7. Enomoto, R. et al. 2002, Nature 416, 823.
8. Reimer, O. and Pohl, M. 2002, A&A 390, L43.
9. Butt, Y.M. et al. 2002, Nature 418, 499.
10. Costamante, L. and Ghisellini, G. 2002, A&A 384, 56.
11. Horan, D. et al. 2002, ApJ 517, 753.
12. Aharonian, F. et al. 2002, A&A 384, L23.
13. Djannati-Atai, A. et al. 2002, A&A 391, L25.
14. Petry, D. et al. 2002, ApJ 580, 104.
15. Nishiyama, T. et al. 1999, Proc. 26th Int. Cosmic Ray Conf. (Salt Lake City) 3, p. 370.
16. Konopelko, A. 2002, American Physical Society (APS) April Meeting and American Astrophysical Society (AAS) HEAD Meeting, Albuquerque, NM, 20-23 Apr 2002 (unpublished).
17. Holder, J. et al. 2003, ApJ 583, L9.
18. Itoh, C. et al. 2002, A&A 396, L1.
19. Weaver, K.A. et al. 2002, ApJ 576, L19.
20. Boone, L. et al. 2002, ApJ 579, L5.