

Suppressing the lower Multipoles in the CMB Anisotropies

Carlo R. Contaldi^{1,*}, Marco Peloso^{1,†}, Lev Kofman^{1,‡} and Andrei Linde^{2,§}

¹*CITA, University of Toronto, 60 St. George Street, Toronto, M5S 3H8, ON, Canada*

²*Department of Physics, Stanford University, Stanford, CA 94305-4060, USA*

(Dated: March 31, 2003)

The CMB anisotropy power on the largest angular scales observed both by WMAP and COBE DMR appears to be lower than the one predicted by the standard model of cosmology with almost scale free primordial perturbations arising from a period of inflation [1, 2, 3, 4]. One can either interpret this as a manifestation of cosmic variance or as a physical effect that requires an explanation. We discuss various mechanisms that could be responsible for the suppression of such low ℓ multipoles. Features in the late time evolution of metric fluctuations may do this via the integral Sachs-Wolfe effect. Another possibility is a suppression of power at large scales in the primordial spectrum induced by a fast rolling stage in the evolution of the inflaton field at the beginning of the last 65 e-folds of inflation. We illustrate this effect in a simple model of inflation and fit the resulting CMB spectrum to the TT data. We find that the WMAP observations suggest a cutoff at $k_c = 4.9^{+1.3}_{-1.6} \times 10^{-4} \text{Mpc}^{-1}$ at 68% confidence, while only an upper limit of $k_c < 7.4 \times 10^{-4} \text{Mpc}^{-1}$ at 95%. Thus, although it improves the fit of the data, the presence of a cutoff in power spectrum is only required at a level close to 2σ . This is obtained with a prior which corresponds to equal distribution wrt k_c . We discuss how other choices (such as an equal distribution wrt $\ln k_c$ which is natural in the context of inflation) can affect the statistical interpretation.

Keywords: Cosmology: Cosmic Microwave Background, Inflation, Large Scale Structure

I. INTRODUCTION

The most appealing cosmological scenario emerged in the mid 1980s as the flat cold dark matter model with a nearly scale free initial power spectrum, characterized by a gravitational potential $k^3 |\Phi_k|^2 \equiv P_\Phi(k) = A_s k^{n_s-1}$, with $n_s \approx 1$. Besides the usual ingredients like baryon content Ω_B and a present expansion rate H_0 , the model has only a single free parameter, namely the amplitude of initial scalar perturbations A_s . However, the wealth of observational results over the past decade has forced the inclusion of an extra parameter in the form of an effective cosmological constant Ω_Λ .

Inflation plays a crucial role in explaining the flatness and homogeneity required by the observations, as well as providing a theory of the primordial spectrum of cosmological perturbations [1, 2, 3, 4, 5, 6, 7, 8, 9, 10, 11]. The simplest single field models of inflation [12, 13, 14] predict a flat universe with primordial perturbations which slightly deviate from exact scale invariance, $n_s \approx 0.95 \pm 0.03$ or so [15], while more elaborate models with more parameters can go beyond this interval. For instance in the simplest models of hybrid inflation with two fields one can have $n_s > 1$ [16]. A long period of inflation (with more than 65 e-folds of expansion) generates a huge patch which is much larger than the presently observable universe.

CMB experiments manifest a striking agreement with

this standard cosmological model [3, 6, 17]. However, an interesting result of the WMAP data, which confirms earlier COBE DMR observations, is a lower amount of power on the largest scales when compared to that predicted by the standard Λ CDM models [1, 2, 3]. Accurate Monte Carlo simulations of the WMAP observations indicate that only 0.7% of the models studied in [3] have less power than the observed quadrupole. One could dismiss this result by attributing it to cosmic variance. We may simply live in a patch of the universe where the low ℓ multipoles happens to be small, for no special reason. One may even argue that with many independent measurements (many bins) it would be very surprising if the results of at least one of these measurements would not deviate strongly from theoretical expectations. Indeed, WMAP shows several such peculiarities at various values of ℓ .

Therefore it would be premature to interpret the smallness of the low multipoles as a serious problem of the standard model, particularly in light of its great success in explaining and predicting major features of our universe in great detail. Indeed this is the attitude adopted by Ref. [3] who mention the “intriguing” smallness of the low ℓ multipoles, but overall interpret their results as providing a strong confirmation of the standard inflationary paradigm. However, the deficit in power observed first by COBE DMR and now by WMAP is an interesting result, and it is tempting to look for possible explanations for such an effect [18, 19, 20, 21, 22]. In this paper we discuss some candidates for the mechanism by which the low ℓ multipoles may be suppressed. In other words, we shall investigate possible modifications of the standard model which can give much better probability to have small power in low ℓ multipoles.

We distinguish between two possibilities in suppressing

*Electronic address: contaldi@cita.utoronto.ca

†Electronic address: peloso@cita.utoronto.ca

‡Electronic address: kofman@cita.utoronto.ca

§Electronic address: alinde@stanford.edu

the low ℓ amplitudes. One is related to the physics of the inflationary phase in the *early universe*. Theoretically we have significant freedom in the design of inflationary potentials and, consequently, in the shape of the primordial power spectra [23, 24, 25, 26]. As we will show, one can also use the freedom in choosing initial conditions at the onset of inflation. This also provides a mechanism to affect the primordial power spectra. Both effects can be related through the existence of a stage when the velocity of the scalar field is not negligible, either during or prior to the observed 65-e-fold stage of inflation, and hence the perturbations cannot be described using the usual slow-roll parameter approximation. The drawback of this approach is clear; it is simply a tuning of parameters to obtain a feature close to the present horizon scale. A similar problem is encountered in other attempts [18, 19, 20, 21, 22].

As a second option, the suppression could be due to *late universe* physics under the influence of an effective cosmological constant. This is probably the most interesting possibility, because it relates the suppression of CMB anisotropy power at horizon scales $\sim H^{-1}$ to the smallness of the cosmological constant, which becomes dominant precisely at times $\sim H^{-1}$. The realization of such a mechanism would then link two seemingly unrelated coincidence problems.

This paper is organized as follows. In Sections II and III we comment on late and early universe physics effects as a cause for the suppression. In Section IV we present a simple example of an inflationary model used to obtain a spectrum with a cutoff. In Section V we fit two separate cutoff spectra to the WMAP observations in an attempt to constrain the scale of the cutoff. We discuss our results in Section VI.

II. LATE UNIVERSE CASE

Observations of late-time acceleration and low power on largest scales challenge our simplest theoretical expectations. In both cases the effects become manifest on scales comparable to the present size of the horizon, and at a time equal to the present age of the universe. This is seen as a coincidence problem: “Why now?”

Indeed, CMB observations suggest that the spectrum of density perturbations is nearly flat on scales even a few times smaller than the present size of the observable universe. Therefore, if we were born 10^9 instead of 1.4×10^{10} years after the big bang, we would see CMB anisotropies that do not display any suppression of low multipoles (unless we were living in an unusual part of the universe due to cosmic variance). Similarly, if we were living 10^9 years after the big bang, the value of Ω_Λ would be less than 1%.

It is thus tempting to search for a physical mechanism relating these two problems. This may require a non-trivial modification of gravity at the horizon scale. For example, it would be appealing to have a mechanism that

would screen not only the cosmological constant [28], but also inhomogeneities on the scale $O(H^{-1}) \sim t$, on which the effects of the cosmological constant become manifest. Another idea is related to possible nonperturbative effects due to eternal inflation. For example, under certain assumptions concerning the choice of measure in the theory of eternal inflation, one can come to a paradoxical conclusion that we should live in a center of a spherically symmetric distribution of matter [29]. This could lead to suppression of the large-angle anisotropy without affecting the small-angle effects.

However, these possibilities are very speculative. As a simpler alternative one may investigate whether the late time evolution of the metric fluctuations Φ could be responsible for the suppression via the Integral Sachs–Wolfe (ISW) effect.

The observed large-angle CMB temperature anisotropies are generated by scalar perturbations to the FRW geometry, which in the longitudinal gauge can be written as

$$ds^2 = a^2(\eta) ((1 + 2\Phi)d\eta^2 - (1 - 2\Phi)d\vec{x}^2). \quad (1)$$

The anisotropy has a contribution of $\frac{1}{3}\Phi$ sources at the last scattering time hypersurface η_r . In addition, an integral contribution arises, in the case where time derivative Φ' is non-vanishing. Here $a(\eta)$ denotes the scale factor, η the conformal time, and a prime denotes differentiation wrt η . Consider a scale free primordial spectrum $|\Phi_k|^2 = \frac{A^2}{k^3}$. Then, for the CMB angular power spectrum amplitudes we can adopt the result of [30]

$$\left\langle \left(\frac{\Delta T}{T} \right)^2 \right\rangle_\ell = \frac{2\ell + 1}{\ell(\ell + 1)} \frac{A^2}{36\pi^2} K_\ell^2, \quad (2)$$

where the coefficient K_ℓ^2 is given by

$$K_\ell^2 = 2\ell(\ell + 1) \int_0^\infty \frac{dk}{k} \left[j_\ell(k\eta_0) + 6 \int_{\eta_r}^{\eta_0} d\eta f'_k j_\ell(k(\eta_0 - \eta)) \right]^2, \quad (3)$$

where f'_k is Φ'_k normalized to $\frac{A}{k^{3/2}}$. The flat CDM model gives $\Phi' = 0$ and $K_\ell^2 = 1$ at large scales. The flat Λ CDM model with pure cosmological constant $\Omega_\Lambda \sim 0.7$ gives instead $K_\ell^2 > 1$, amplifying the power above the Sachs–Wolfe plateau [30].

However, the coefficients K_ℓ^2 may be smaller than unity with particular solutions for the late time evolution of Φ . This can be realized if the interference between the two terms in the integral (3) is destructive, which in turn constrains the spectrum and evolution of the metric perturbation $\Phi_k(\eta)$. This requires special models of the effective cosmological constant, or the addition of isocurvature fluctuations in the quintessence field. We will address these possibilities in a future investigation.

III. EARLY UNIVERSE CASE

Here we will describe modifications of the simplest inflationary models that can account for the suppression of the low ℓ multipoles. As we will see, these modifications have a common cause, which is the presence of a primordial or intermediate regime where some of the slow roll approximations are not valid (without necessarily meaning the interruption of inflation). This results in a departure from the slow roll approximation when one evaluates the power spectrum originated during inflation.

A. Changing the Potentials

There have been many suggestions in the past on how to alter the amplitude of density perturbations produced during inflation, see e.g. [23, 24, 25, 26, 27, 31]. The simplest idea is to fine-tune the shape of the potential. In general, this procedure is far from being trivial. The amplitude of metric perturbations at the horizon crossing in the slow-roll approximation is given by

$$k^{3/2}\Phi_k = \frac{V^{3/2}(\phi)}{\sqrt{6}V'(\phi)}, \quad (4)$$

where in the r.h.s. $\phi(t)$ is a function of k through $k \sim a(t)H(t)$, and we use the units $M_p = (8\pi G)^{-1/2} = 1$. This formula is convenient to gain a heuristic insight of the problem. Once we start bending the potential, change occurs both in $V(\phi)$ and in $V'(\phi)$, and the relation between ϕ and the momentum k of perturbations changes as well.

To do so, one does not have to use complicated potentials. One can use, for instance, the simple generic renormalizable potential

$$V(\phi) = \frac{1}{2}m^2\phi^2 + \frac{1}{3}\sigma\phi^3 + \frac{1}{4}\lambda\phi^4. \quad (5)$$

By an appropriate choice of parameters we can generate significant features – dips or peaks – in the spectrum, as demonstrated in [32] with exact solutions of the gauge invariant mode-by-mode equations for fluctuations. Obviously, we must tune the parameters to place the dip of the power spectrum Φ_k around the present day cosmological horizon.

The situation is even simpler in the hybrid inflation scenario, which has more parameters by construction. The value of $V(\phi)$ is mainly determined by the cosmological constant V_0 that does not change significantly during inflation. In this case, in order to make the amplitude of the potential smaller (greater) one should simply increase (decrease) the slope of the potential.

Suppose, for example, that we have $\Phi \sim 10^{-5}$ (as we should) in the theory where the potential looks like $V_0 + \alpha\phi$ at low ϕ , corresponding to the number of e-folds $N_e \lesssim 55$. Suppose also that at larger ϕ the slope gradually increases and becomes 10 times greater on

the scale corresponding to $60 < N_e < 65$. Then on this scale the amplitude of perturbations will become 10 times smaller. This should lead to a primordial spectrum Φ_k with an amplitude which is strongly suppressed at low k , which will give us a desirable effect in the CMB anisotropy. Again, this requires some fine-tuning of the position of the place where the slope of the potential changes. An analogous spectrum was found in [33] through a numerical mode-by-mode computation in the model $V(\phi) \approx V_0 + \lambda\phi^4$.

Moreover, potentials of this type naturally appear in the simplest versions of hybrid inflation in supergravity (F-term inflation [34]). If one considers N=1 supergravity with a minimal Kähler potential and a very simple superpotential $W = S(\kappa\bar{\phi}\phi - \mu^2)$, one finds a potential of the following general form [35]:

$$V(\phi) \approx V_0(1 + \alpha \ln \phi) + \lambda\phi^4 + \dots \quad (6)$$

Note that the potential is steep at small and at large ϕ , and relatively flat for some intermediate values of ϕ . This leads to the cutoff of the spectrum at very short distances, as well as on the very large scale. A similar behavior was advocated in [2, 3, 4] based on the WMAP data and LSS+ L_α data. For certain natural values of parameters the infrared cutoff of the spectrum occurs on the scale of the horizon. This is exactly what one needs to explain the suppression of the low ℓ multipoles of CMB.

B. Kinetic regime

It is usually assumed that the inflaton scalar field is moving very slowly at the beginning of inflation. This picture goes back to the early days of inflationary paradigm, when the field was supposed to be trapped in the minimum of the effective potential [13, 36]. Therefore the initial speed of the field was supposed to be zero. In the language of density perturbations, $\frac{\delta\rho}{\rho} \sim \frac{V^{3/2}}{V'} \sim \frac{H^2}{\dot{\phi}}$, this implied that the density perturbations produced at the beginning of inflation were very large, in complete agreement with the usual statement that the spectrum of density perturbations in simplest one-field inflationary models is red.

However, in chaotic inflation [14] the initial speed of the field ϕ can be quite large. The field eventually slows down when it approaches the inflationary regime, which is an attractor in the phase space of all possible trajectories $(\phi(t), \dot{\phi}(t))$. For a small subset of initial conditions the field may approach the inflationary trajectory relatively late, so that at the onset of the last 65 e-folds of inflation the field will have higher speed than is usually expected. In this case the amplitude of metric perturbations at the scale of the horizon will be smaller than expected, which in turn will result in a lower variance of CMB anisotropies at small ℓ . This marginal inflation requires a tuning of the initial conditions, and not of the shape of the potential.

A similar situation may occur in hybrid inflation. The simplest potential for two-field hybrid inflation is [16]

$$V(\phi, \sigma) = \frac{\lambda}{4}(\sigma^2 - v^2)^2 + \frac{g^2}{2}\phi^2\sigma^2 + \frac{1}{2}m^2\phi^2. \quad (7)$$

The point where $\phi = \phi_c = \frac{\sqrt{\lambda}}{g}v$ and $\sigma = 0$ is a bifurcation point. For $\phi > \phi_c$ the squares of the effective masses of both fields $m_\sigma^2 = g^2\phi^2 - \lambda v^2 + 3\lambda\sigma^2$ and $m_\phi^2 = m^2 + g^2\sigma^2$ are positive and the potential has a minimum at $\sigma = 0$. For $\phi < \phi_c$ the potential has a maximum at $\sigma = 0$. The global minimum is located at $\phi = 0$ and $|\sigma| = v$. Inflation in this model occurs while the ϕ field rolls slowly from large values towards the bifurcation point.

The space of initial conditions now is $(\phi(t), \dot{\phi}(t); \sigma(t), \dot{\sigma}(t))$. In general evolution begins with large values of ϕ and σ , at the boundary with Planck energy density. At large ϕ the dominant contribution to V is given by the term $g^2\phi^2\sigma^2/2$, so the Planck boundary is given by a set of four hyperbole [37]

$$g|\phi||\sigma| \sim 1. \quad (8)$$

We will assume that initially $|\phi| > |\sigma|$ and take $g \ll 1$. The field ϕ on this branch can take any value up to g^{-1} (for greater values of ϕ the field σ would have a super-Planckian mass $g\phi$). Suppose for definiteness that $|\phi|$ is close to its upper bound, so that the initial value of the field σ at the Planck boundary is of order 1 or somewhat greater. This allows for a short stage of chaotic inflation supported by the potential of the field σ when this field rolls down towards $\sigma = 0$.

After the first stage of inflation, the field σ rapidly oscillates, with the frequency just slightly smaller than the Planck mass, and with the amplitude $\sigma(t)$ decreasing as $a^{-3/2}$. The oscillations induce a large contribution to the effective mass of the field ϕ : $m_\phi^2 = m^2 + g^2\langle\sigma^2\rangle$. Here $\langle\sigma^2\rangle \sim a^{-3}$ stays either for the average square of the amplitude of the oscillations of the field, or for the fluctuations of this field produced during its decay to particles ϕ and σ .

In the beginning, $g^2\langle\sigma^2\rangle \gg m^2$, so the field moves with a much greater speed than what one could naively expect by looking at the effective potential of the field ϕ and ignoring its interactions with the field σ [37, 38]. This leads to a strong suppression of density perturbations produced at the first stages of hybrid inflation. However, eventually the term $g^2\langle\sigma^2\rangle$ drops down and we enter the standard hybrid inflation regime producing perturbations with nearly flat spectrum. Since the term $g^2\langle\sigma^2\rangle$ drops down very rapidly, as $a^{-3}(t)$, the transition between the flat spectrum produced at late stages of inflation and the strongly suppressed spectrum at the early stages of inflation occurs very abruptly, within a single e-fold of inflation. This is exactly what we want in order to explain the absence of the low ℓ multipoles.

In terms of the slow roll parameters $\epsilon = \frac{\dot{\phi}^2}{2H^2}$, $\delta = -\frac{\ddot{\phi}}{H\dot{\phi}}$,

one has $n_s - 1 = -2\delta - 4\epsilon$.¹ Suppression of the spectrum at small k implies that $n_s - 1$, is large for k corresponding to the scale of the present horizon. This means that in our examples some of the slow-roll parameters ϵ, δ , etc., at some early (or intermediate) stage of inflation were large. This can be attributed to the time derivatives $\dot{\phi}$, $\ddot{\phi}$, etc. Thus, departure from the slow roll approximation for calculating power spectrum is related to the regime where kinetic terms cannot be neglected.

We would like to mention also, that there is a new possibility of modulated cosmological perturbations from inflation [39, 40], where one may use a different type of tuning to get desirable spectra from inflation, while leaving the inflaton potential unchanged.

IV. ILLUSTRATION OF THE CUTOFF SPECTRUM

For illustrative purposes, we now study in a more detailed way one of the simplest possibilities we have discussed above, namely the existence of a period of fast rolling of the inflaton field ϕ (with strong kinetic domination) before the last stage of inflation. The period of inflation is assumed to last for about 60 – 65 e-folds (the exact length depending on the details of reheating) such that the stage of fast roll can leave an imprint precisely at the largest scales we presently observe. As a working assumption, we start with a homogeneous and flat universe already at the stage of fast roll, so that one may have to postulate the existence of a previous period of inflation at earlier times. Apart for this requirement, we leave the details of the earlier universe unspecified, and we rather concentrate on the evolution of the background and of the cosmological perturbations starting from the fast roll regime.

We are mainly interested in the spectrum of primordial perturbations. We first perform an exact mode-by-mode numerical computation in the context of chaotic inflationary potential and large initial velocity for the inflaton field. We will then compute the spectrum in a simpler idealized situation, with an instantaneous transition between a regime of kinetic domination and a nearly de-Sitter stage. In this last case one can derive a simple analytical result which reproduces very well the exact spectrum obtained in the numerical evolution.

We start with a quadratic inflaton potential, $V(\phi) = m_\phi^2\phi^2/2$, and initial conditions $\phi_{\text{in}} = 18.0 M_P$, $(d\phi/dt)_{\text{in}} \simeq -10 m_\phi \phi_{\text{in}}$, giving about 61 e-folds of inflation. Concerning the perturbations, we work in momentum space and focus on the Mukhanov variable

¹ Note that these parameters can be further expressed in terms of the slow-roll parameters ϵ, η, λ , etc., given in terms the inflaton potential and its derivatives. For our purposes however, it is convenient to keep the original parameters given in the text.

[41]

$$v_k \equiv a \left(\delta\phi_k + \frac{\phi'}{h} \Phi_k \right) \quad (9)$$

where $\delta\phi_k$ denotes the perturbations in the inflaton field, Φ is the metric perturbation given in Eq. (1), and $h \equiv a'/a$, a being the scale factor of the universe. The evolution of v_k is given by (see e.g. [42] for details)

$$v'' + \left[k^2 - \frac{z''}{z} \right] v = 0 \quad , \quad z \equiv \frac{a\phi'}{h} \quad (10)$$

Due to the choice of initial conditions, the system is initially in a kinetic dominated regime, with $h \propto \phi'$. As a consequence, we have initially

$$\begin{aligned} a &\simeq \sqrt{1 + 2h_0\eta} \\ \frac{z''}{z} &\simeq \frac{a''}{a} \simeq \frac{-h_0^2}{(1 + 2h_0\eta)^2} \end{aligned} \quad (11)$$

with h_0 denoting the value of h at the time $\eta = 0$, where we have normalized $a = 1$.

As long as the approximation (11) is valid, Eq. (10) is solved by

$$v_k(\eta) = \sqrt{\frac{\pi}{8h_0}} \sqrt{1 + 2h_0\eta} H_0^{(2)} \left(k\eta + \frac{k}{2h_0} \right) \quad (12)$$

where $H_0^{(2)}$ is a specific Hankel's function and where we have chosen (and appropriately normalized) the solution of Eq. (10) which reduces to $\exp(-ik\eta)/\sqrt{2k}$ at very short wavelengths, $k \gg 1/|\eta|$.

In the numerical integration we have solved exactly the evolution equations for the background quantities ϕ and a , together with Eq. (10) for the perturbation mode v_k . We have used Eq. (12) only to set the value of v_k and its derivative at the initial time $\eta = 0$. We have then plotted in the last panel of fig. 1 the final spectrum for the metric perturbation Φ_k .

Modes with very large k are well inside the horizon during the fast roll of ϕ , and hence they are quite insensitive to the evolution of the background at this stage. Their horizon crossing occurs during inflation, and the usual computation (giving nearly scale invariant spectrum) applies. At wavelengths comparable with the size of the horizon H_*^{-1} during the onset of inflation we find instead a strong departure from scale invariance. The amplitude of the spectrum is oscillating for $k \gtrsim H_*$, followed by a sharp decrease at $k \sim H_*$. By an appropriate choice of the number of e-folds of inflation, it is possible to relate such wavelengths to the size of the present horizon, with a consequent decrease of the observed CMB anisotropies at large scales.

This result is well reproduced in a highly simplified situation, with an instantaneous transition between the regimes of kinetic domination and nearly de-Sitter expansion. The scale factor a in the idealized model evolves as

$$\begin{aligned} a &\simeq \sqrt{1 + 2H\eta} \quad , \quad \eta \leq 0 \\ a &\simeq \frac{1}{1 - H\eta} \quad , \quad \eta \geq 0 \end{aligned} \quad (13)$$

where we have now set $\eta = 0$, and $a = 1$ at the transition, while H denotes the (physical) Hubble parameter during inflation.

The evolution equation for the Mukhanov variable v_k is again given by Eq. (10), with $z''/z \simeq a''/a$ in both regimes. During kinetic domination, the evolution of v_k is again given by Eq. (12) with the quantity h_0 replaced by H . During the de-Sitter stage one finds instead

$$\begin{aligned} v &= C e^{-i(k\eta - k/H)} \left(1 - \frac{i}{k\eta - k/H} \right) + \\ &+ D e^{i(k\eta - k/H)} \left(1 + \frac{i}{k\eta - k/H} \right) \end{aligned} \quad (14)$$

and the coefficients of the two modes can be obtained by requiring continuity of v and v' at the transition,

$$\begin{aligned} C &= \frac{e^{-ik/H}}{\sqrt{32H/\pi}} \left[H_0^{(2)} \left(\frac{k}{2H} \right) - \left(\frac{H}{k} + i \right) H_1^{(2)} \left(\frac{k}{2H} \right) \right] \\ D &= \frac{e^{ik/H}}{\sqrt{32H/\pi}} \left[H_0^{(2)} \left(\frac{k}{2H} \right) - \left(\frac{H}{k} - i \right) H_1^{(2)} \left(\frac{k}{2H} \right) \right] \end{aligned} \quad (15)$$

We consider the spectrum of $Q \equiv v/a$ which becomes constant at late time, as indicated by the leading order contribution to equation (14) for $\eta \rightarrow 1/H$

$$P_Q \equiv \frac{k^3}{2\pi^2} |Q|^2 \rightarrow \frac{H^2}{2\pi^2} k |C - D|^2 \quad (16)$$

At short wavelengths ($k \gg H$) one recovers the standard result of a (nearly) scale invariant spectrum

$$\begin{aligned} |C| &\simeq \frac{1}{\sqrt{2k}} \quad , \quad |D| \ll |C| \\ P_Q &\simeq \left(\frac{H}{2\pi} \right)^2 \end{aligned} \quad (17)$$

At super-horizon scales, the two modes Q_k and Φ_k are related by a k independent rescaling so that the spectrum given by Eqs. (15) and (16) directly translates into the spectrum of Φ , up to a overall normalization factor. By plotting these two equations, it is immediate to see that this simple analytical calculation reproduces very well the spectrum of Φ obtained with the exact numerical evolution.

V. CMB ANISOTROPIES WITH A CUTOFF

To determine how strongly the data favour a primordial power spectrum with a feature at large scales we have fit the WMAP data with two template cutoffs. The first is derived from the simple model discussed above and includes the detailed oscillatory effect at the transition between the two regimes in the initial spectrum. The second is based on an exponential cutoff of the form

$$k^3 |\Phi(k)|^2 = A_s (1 - \exp^{-(k/k_c)^\alpha}) k^{n_s-1}, \quad (18)$$

where we have chosen α to fit the rise of the model with $\alpha = 3.35$. A_s is the overall amplitude of the scalar perturbations.

We use a modified version of the publicly available CMBFAST [43] code to compute CMB spectra with various k_c in the two cutoffs. We generate grids of models by varying three parameters which affect the shape of the spectrum at the lowest multipoles, namely the spectral index of the primordial power spectrum n_s , the energy density of cosmological constant component in units of the critical density Ω_Λ , and the present day wavenumber of the cutoff in the spectrum k_c in units of Mpc^{-1} . The grid values are regular in the parameters and have a resolution of 32, 20, and 32 grid points with ranges $[0.83, 1.04]$, $[0.6, 0.85]$, and $[2.0 \times 10^{-3}, 1.0 \times 10^{-5}]$ respectively.

At each point in the grid we use subroutines derived from those made available by the WMAP team to evaluate the log likelihood with respect to the WMAP data [44]. Other parameters that are not expected to affect the shape of the spectrum at $\ell < 30$ are held fixed at the following values; $\Omega_b h^2 = 0.022$, $\Omega_m h^2 = 0.135$ and $\tau_c = 0.17$ [3]. In addition we consider only flat models with $\Omega_{\text{tot}} = 1$. The present value of the Hubble constant for each model is then fixed for each choice of Ω_Λ in the grid. As we are not interested in the overall amplitude of the primordial perturbations we marginalize over a range of values in the amplitude of the power spectrum. We only consider scalar perturbations in this work.

In Fig. 1 we show the resulting best-fit models we obtain from the grid for both cutoff models considered. The top panel shows a standard, scale invariant spectrum model with the same parameters as those obtained in the best-fit for the two models ($n_s = 0.9587$ and $\Omega_\Lambda = 0.732$). We have displayed the noise contribution to the uncertainties as errors on the binned WMAP results. The cosmic variance contribution to the errors is shown as upper and lower contours around the model. We have displayed the 1σ confidence limits for a lognormal distribution as this approximates more clearly the significance of the low quadrupole and octupole signal. The middle two panels show the best-fit for the model cutoffs. We can see that both models fit the lower multipoles better than the standard, scale invariant spectrum by reducing power on the largest scales. The bottom panel shows the two template spectra used in the fits shifted to an arbitrary cutoff scale of $k_c = 1$ for a $n_s = 1$ model.

The bottom panel shows the two template spectra used in the fits shifted to an arbitrary cutoff scale of $k_c = 1$ for a $n_s = 1$ model. It is important to note that even a step-like cutoff in the initial spectrum will not produce a step-like feature in the CMB spectrum due to the convolution of the initial spectrum in Eq. 3. Thus it is difficult to reproduce the sharp drop-off that occurs in the angular power spectrum.

Although we fit for all TT multipoles in the range $2 \leq \ell \leq 900$, most of these simply provide an accurate calibration of the overall amplitude of the model

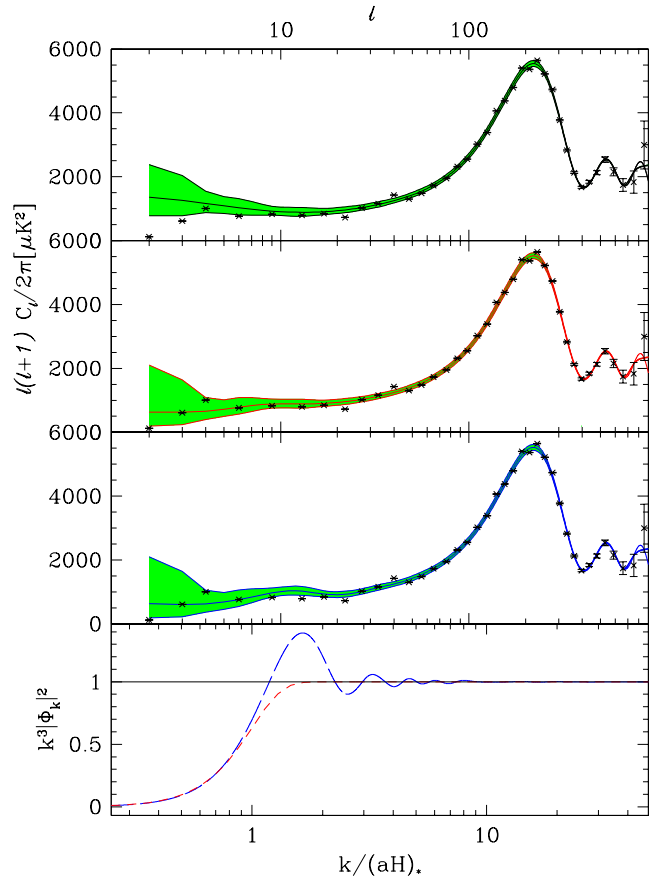


FIG. 1: CMB anisotropies with cutoff primordial spectra. The top panel shows a standard, scale invariant $\Omega_\Lambda \text{CDM}$ model with $n_s = 0.9587$ and $\Omega_\Lambda = 0.7316$ corresponding to the best-fit values of our model grids. The upper and lower contour show the 1σ confidence level for a lognormal distribution appropriate for the sample variance of the observations. The error bars show the experimental noise contributions. The two middle panels show the same model with an exponential (upper) and toy model (lower) cutoff. Both were generated with best-fit cutoff scales $k_c = 4.9 \times 10^{-4} \text{Mpc}^{-1}$ and $k_c = 5.3 \times 10^{-4} \text{Mpc}^{-1}$ respectively. The bottom panel shows the two cutoffs for the case $n_s = 1$.

as we are keeping the matter content fixed. We therefore concentrate on the lowest multipoles in considering the significance of our best-fit models. For $\ell \leq 10$ we find that the probability of exceeding the observed χ^2 is 5.6% in the case of the standard model, 21.7% when using the template model cutoff, and 33.4% with the exponential cutoff of Eq. 18.

In Fig. 2 we marginalize over the range in Ω_Λ with a Gaussian prior $\Omega_\Lambda = 0.70 \pm 0.03$ and plot the resulting χ^2 values as a function of n_s and cutoff scale k_c . The contours shown are for $\Delta\chi^2$ values giving one, two, and three σ contours for two parameter Gaussian distributions. We find that the distribution for the cutoff scale has a tail as $k_c \rightarrow 0$ close to the 2σ level. This is evident from the fact that the models asymptotically approach

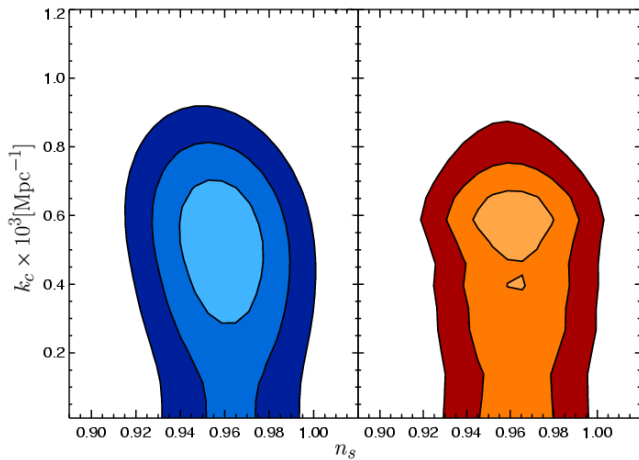


FIG. 2: Marginalized distribution in the n_s - k_c plane for our grid of models. The left panel is for the exponential cutoff while the right panel is for the toy model discussed in the text. The solid contours show drops in χ^2 corresponding to 68%, 95%, and 99.7% confidence for a two-dimensional Gaussian distribution.

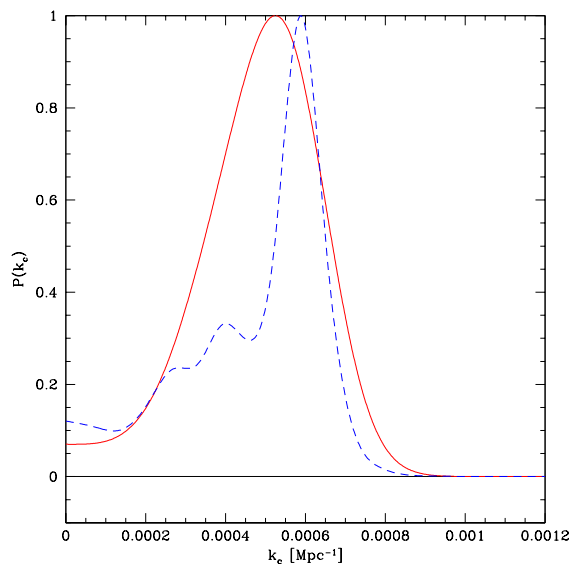


FIG. 3: The one dimensional marginalized distribution for the cutoff scale k_c . The solid (red) curve is for the exponential cutoff while the dashed (blue) curve is for the spectrum obtained in the inflation model discussed in the text.

the scale invariant case which has a low but not vanishing probability with respect to the observations [3]. The data however prefer a cutoff scale within the present observable universe at the 1σ level.

Finally we marginalize over n_s with a flat prior to obtain the marginalized probability distribution in k_c shown in Fig. 3. As the distributions do not vanish as $k_c \rightarrow 0$ we integrate the functions in the range $0 \leq k_c \leq \infty$ to obtain 68% and 95% confidence limits. For the inflation model

we find $k_c = 5.3^{+0.9}_{-2.6} \times 10^{-4} \text{Mpc}^{-1}$ with a 95% upper limit of $k_c < 7.02 \times 10^{-4} \text{Mpc}^{-1}$. Similarly for the exponential cutoff model we find $k_c = 4.9^{+1.3}_{-1.6} \times 10^{-4} \text{Mpc}^{-1}$ with a 95% upper limit of $k_c < 7.4 \times 10^{-4} \text{Mpc}^{-1}$. It is important to note that the confidence limits depend on the integration measure adopted. In this case we have taken a measure linear in k_c ; however an alternative would be to take a measure in $\ln k_c$ which may be more suitable for the distribution of the cutoff scales given by inflation theories. This second option, which gives higher weights to lower wavenumbers, will crucially depend on the value chosen for the largest scales, $\ln k_c^{\min} > -\infty$. In the context of inflationary models it is natural to limit to those scales which left the horizon when the energy density of the universe was close to Planckian.

When faced with such ambiguities it is useful to refer to the difference in likelihoods between different values of k_c . This allows an approximate estimate of the significance of having a cutoff without depending on any measure used in deriving confidence limits. As an example the difference in χ^2 between the peak in the distributions and at $k_c = 0$ is found to be $\Delta\chi^2 = 5.3$ for the exponential cutoff and $\Delta\chi^2 = 4.2$ for the inflation model. This indicates that the case with no cutoff is just over 2σ below our best-fit cutoff model.

VI. DISCUSSION

Both COBE DMR and WMAP observations indicate a low value for the power on largest scales. Interestingly, these scales are of the same order as the scale corresponding to the time of dominance of the cosmological constant. If one ignores the possible interpretation of the suppression of low multipoles due to cosmic variance (which is perhaps the simplest and the least dramatic interpretation), one faces a new coincidence problem in addition to the usual one required to explain the late-time acceleration of the universe (i.e. $\Omega_\Lambda \sim 2\Omega_m$ today). In this paper we briefly discussed the possibility that the late-time evolution of the metric perturbations $\Phi_k(t)$ may reduce the power in the low multipoles through integrated Sachs-Wolfe effect. This may require a combined investigation of adiabatic and isocurvature perturbations in certain models of dark energy.

The main emphasis of our paper was related to modifications of the simplest models of inflation due to the possible existence of a kinetic stage, when the velocity of the scalar field was not negligible. The breaking of the slow roll approximation which could occur at this stage may cause a significant suppression of the large scale density perturbations. In order to affect the low ℓ multipoles, this stage should occur in the beginning of the last 65 e-fold period of inflation. Clearly, this requires either fine tuning of parameters in the inflaton potential, or fine-tuning of initial conditions which are necessary to obtain a desirable modification of the spectrum close to the present horizon scale.

The final part of the paper has the aim to quantify with a simple example the level of suppression required by the data. A stage of kinetic domination before the observable stage of inflation can result in a sharp cutoff in the spectrum of primordial perturbations.

Fits to the observations reveal that the data favour a cutoff in the spectrum although the significance of the “detection” is less than 3σ . This is a reflection of the fact that the $k_c = 0$ case (i.e. standard Λ CDM model) is not a terrible fit to the data. The price of obtaining a better fit is the addition of an extra parameter in the theory which should probably be done under stronger observational evidence than we currently have.

On the other hand, we should note that when we attempt to evaluate all possible theories that could produce the required suppression of the spectrum, we consider the space of all possible cutoff parameters equally distributed in momentum space. Meanwhile if we would assume equal prior distribution in space of parameters of inflationary models, this would translate into an approximately equal distribution in terms of $\ln k$ rather than k . This remark also applies to other attempts to explain the suppression of low multipoles [18, 19, 20]. A possibly less ambiguous quantity is the likelihood ratio between different values of the cutoff since this does not depend on any underlying theoretical distribution. We quantified this in the previous section.

We should also bear in mind that in any case, observations tell us the values of the parameters, and we should accept them even if they seem unusually fine-tuned. For example, many coupling constants in the standard theory of electroweak interactions are of the order 10^{-1} . Meanwhile the coupling constant of the electron and the Higgs field, which is responsible for the electron mass, is 2×10^{-6} . The smallness of this parameter is noticeably, but usually we do not assume that all coupling constants are random variables and do not calculate the probability to have such a small coupling constant on the basis of its comparison to other coupling constants in the theory. We still do not know why this coupling constant is so incredibly small, but it does not make the standard the-

ory of electroweak interactions unacceptable. Moreover, according to the standard model, the neutrino must be massless, meanwhile the recent data suggest that this is not the case. This means that we need to extend the standard model by making it even more complicated. However, this does not cast any doubts concerning the basic idea of gauge invariance and spontaneous symmetry breaking, which made the electroweak theory internally consistent.

High energy physicists never say that they fine-tune the parameters of the theory, they fit the data. Until very recently cosmologists did not need to do the same and had the luxury to debate which values of the parameters seem more natural. Now we are entering the age of precision cosmology, and we need to adjust our attitude accordingly.

During the last 20 years, the inflationary scenario emerged as the simplest and possibly even unique way of constructing an internally consistent cosmological theory. The main result of our paper is that, if needed, we can fit the parameters of the inflationary theory and make it consistent with the small amplitude of the large-angle anisotropy of the CMB. It is incomparably easier to do so than to explain all features of the spectrum of the CMB, as well as the observed homogeneity, isotropy and flatness of the universe without using inflation.

Acknowledgments

It is a pleasure to thank Dick Bond, Juan Garcia-Bellido, Mark Halpern, Antony Lewis, Johannes Martin, Dmitri Pogosyan, David Spergel, Max Tegmark, and David Wands for helpful discussions. Research at CITA is supported by NSERC and the Canadian Institute for Advanced Research. The computational facilities at CITA are funded by the Canadian Fund for Innovation. The work by A.L. was also supported by NSF grant PHY-9870115 and by the Templeton Foundation grant No. 938-COS273.

-
- [1] C. L. Bennett *et al.*, “4-Year COBE DMR Cosmic Microwave Background Observations: Maps and Basic Results,” *Astrophys. J.* **464**, L1 (1996) [arXiv:astro-ph/9601067].
 - [2] C. L. Bennett *et al.*, “First Year Wilkinson Microwave Anisotropy Probe (WMAP) Observations: Preliminary Maps and Basic Results,” arXiv:astro-ph/0302207.
 - [3] D. N. Spergel *et al.*, “First Year Wilkinson Microwave Anisotropy Probe (WMAP) Observations: Determination of Cosmological Parameters,” arXiv:astro-ph/0302209.
 - [4] H. V. Peiris *et al.*, “First year Wilkinson Microwave Anisotropy Probe (WMAP) observations: Implications for inflation,” arXiv:astro-ph/0302225.
 - [5] A. D. Miller *et al.*, “A Measurement of the Angular Power Spectrum of the CMB from $l = 100$ to 400,” *Astrophys. J.* **524**, L1 (1999) [arXiv:astro-ph/9906421].
 - [6] J. E. Ruhl *et al.*, “Improved measurement of the angular power spectrum of temperature anisotropy in the CMB from two new analyses of BOOMERANG observations,” arXiv:astro-ph/0212229.
 - [7] R. Stompor *et al.*, “Cosmological implications of the MAXIMA-I high resolution Cosmic Microwave Background anisotropy measurement,” *Astrophys. J.* **561**, L7 (2001) [arXiv:astro-ph/0105062].
 - [8] N. W. Halverson *et al.*, *Astrophys. J.* **568**, 38 (2002) [arXiv:astro-ph/0104489].
 - [9] T. J. Pearson *et al.*, “The Anisotropy of the Microwave

- Background to $l = 3500$: Mosaic Observations with the Cosmic Background Imager,” arXiv:astro-ph/0205388.
- [10] K. Grainge *et al.*, “The CMB power spectrum out to $l=1400$ measured by the VSA,” arXiv:astro-ph/0212495.
- [11] C. I. Kuo *et al.*, “High Resolution Observations of the CMB Power Spectrum with ACBAR,” arXiv:astro-ph/0212289.
- [12] A. A. Starobinsky, “A New Type Of Isotropic Cosmological Models Without Singularity,” Phys. Lett. B **91**, 99 (1980).
- [13] A. D. Linde, “A New Inflationary Universe Scenario: A Possible Solution Of The Horizon, Flatness, Homogeneity, Isotropy And Primordial Monopole Problems,” Phys. Lett. B **108**, 389 (1982);
A. Albrecht and P. J. Steinhardt, “Cosmology For Grand Unified Theories With Radiatively Induced Symmetry Breaking,” Phys. Rev. Lett. **48**, 1220 (1982).
- [14] A. D. Linde, “Chaotic Inflation,” Phys. Lett. B **129**, 177 (1983).
- [15] V. F. Mukhanov and G. V. Chibisov, “Quantum Fluctuation And ‘Nonsingular’ Universe,” JETP Lett. **33**, 532 (1981) [Pisma Zh. Eksp. Teor. Fiz. **33**, 549 (1981)]; S. W. Hawking, “The Development Of Irregularities In A Single Bubble Inflationary Universe,” Phys. Lett. B **115**, 295 (1982); A. A. Starobinsky, “Dynamics Of Phase Transition In The New Inflationary Universe Scenario And Generation Of Perturbations,” Phys. Lett. B **117**, 175 (1982); A. H. Guth and S. Y. Pi, “Fluctuations In The New Inflationary Universe,” Phys. Rev. Lett. **49**, 1110 (1982); J. M. Bardeen, P. J. Steinhardt and M. S. Turner, “Spontaneous Creation Of Almost Scale - Free Density Perturbations In An Inflationary Universe,” Phys. Rev. D **28**, 679 (1983).
- [16] A. D. Linde, “Axions in inflationary cosmology,” Phys. Lett. B **259**, 38 (1991); A. D. Linde, “Hybrid inflation,” Phys. Rev. D **49**, 748 (1994) arXiv:astro-ph/9307002.
- [17] C. R. Contaldi, H. Hoekstra, A. Lewis, “Joint CMB and Weak Lensing Analysis; Physically Motivated” arXiv:astro-ph/0302435.
- [18] M. Tegmark, A. de Oliveira-Costa and A. Hamilton, “A high resolution foreground cleaned CMB map from WMAP,” arXiv:astro-ph/0302496.
- [19] J. P. Uzan, U. Kirchner and G. F. Ellis, “WMAP data and the curvature of space,” arXiv:astro-ph/0302597.
- [20] G. Efstathiou, “Is the Low CMB Quadrupole a Signature of Spatial Curvature?” arXiv:astro-ph/0303127.
- [21] S. L. Bridle, A. M. Lewis, J. Weller, G. Efstathiou, “Reconstructing the primordial power spectrum,” arXiv:astro-ph/0302306.
- [22] A. Linde, “Can we have inflation with $\Omega > 1$,” arXiv:astro-ph/0303245.
- [23] L. A. Kofman and A. D. Linde, “Generation Of Density Perturbations In The Inflationary Cosmology,” Nucl. Phys. B **282**, 555 (1987); L. A. Kofman and D. Y. Pogosian, “Nonflat Perturbations In Inflationary Cosmology,” Phys. Lett. B **214**, 508 (1988).
- [24] D. S. Salopek, J. R. Bond and J. M. Bardeen, “Designing Density Fluctuation Spectra In Inflation,” Phys. Rev. D **40**, 1753 (1989).
- [25] L. Kofman, G. R. Blumenthal, H. Hodges and J. R. Primack, “Generation Of Nonflat And Nongaussian Perturbations From Inflation,” ASP Conf. Ser. **15**, 339 (1991).
- [26] J. E. Lidsey, A. R. Liddle, E. W. Kolb, E. J. Copeland, T. Barreiro and M. Abney, “Reconstructing the inflaton potential: An overview,” Rev. Mod. Phys. **69**, 373 (1997) arXiv:astro-ph/9508078.
- [27] H. M. Hodges and G. R. Blumenthal, “Arbitrariness Of Inflationary Fluctuation Spectra,” Phys. Rev. D **42**, 3329 (1990).
- [28] N. Arkani-Hamed, S. Dimopoulos, G. Dvali and G. Gabadadze, “Non-local modification of gravity and the cosmological constant problem,” arXiv:hep-th/0209227. N. Arkani-Hamed, S. Dimopoulos, G. Dvali, G. Gabadadze, and A.D. Linde, “Self-terminating inflation,” in preparation.
- [29] A. D. Linde, D. A. Linde and A. Mezhlumian, “Do we live in the center of the world?,” Phys. Lett. B **345**, 203 (1995) [arXiv:hep-th/9411111]. A. D. Linde, D. A. Linde and A. Mezhlumian, “Nonperturbative Amplifications of Inhomogeneities in a Self-Reproducing Universe,” Phys. Rev. D **54**, 2504 (1996) [arXiv:gr-qc/9601005].
- [30] L. Kofman and A. A. Starobinsky, “Effect Of The Cosmological Constant On Large Scale Anisotropies In The Microwave Background,” Astron. Lett. **11**, 271 (1985) [Pisma Astron. Zh. **11**, 643 (1985)].
- [31] A. A. Starobinsky, “Spectrum Of Adiabatic Perturbations In The Universe When There Are Singularities In JETP Lett. **55**, 489 (1992) [Pisma Zh. Eksp. Teor. Fiz. **55**, 477 (1992)].
- [32] H. M. Hodges, G. R. Blumenthal, L. A. Kofman and J. R. Primack, “Nonstandard Primordial Fluctuations From A Polynomial Inflaton Potential,” Nucl. Phys. B **335**, 197 (1990).
- [33] S. M. Leach and A. R. Liddle, “Inflationary perturbations near horizon crossing,” Phys. Rev. D **63**, 043508 (2001) [arXiv:astro-ph/0010082]; S. M. Leach, M. Sasaki, D. Wands and A. R. Liddle, “Enhancement of superhorizon scale inflationary curvature perturbations,” Phys. Rev. D **64**, 023512 (2001) [arXiv:astro-ph/0101406].
- [34] E. J. Copeland, A. R. Liddle, D. H. Lyth, E. D. Stewart and D. Wands, “False vacuum inflation with Einstein gravity,” Phys. Rev. D **49**, 6410 (1994) arXiv:astro-ph/9401011; G. R. Dvali, Q. Shafi and R. K. Schaefer, “Large Scale Structure And Supersymmetric Inflation Without Fine Tuning,” Phys. Rev. Lett. **73**, 1886 (1994) [arXiv:hep-ph/9406319].
- [35] A. D. Linde and A. Riotto, “Hybrid inflation in supergravity,” Phys. Rev. D **56**, 1841 (1997) arXiv:hep-ph/9703209.
- [36] A. H. Guth, “The Inflationary Universe: A Possible Solution To The Horizon And Flatness Problems,” Phys. Rev. D **23**, 347 (1981).
- [37] G. Felder, L. Kofman and A. Linde, “Inflation and preheating in NO models,” Phys. Rev. D **60**, 103505 (1999) arXiv:hep-ph/9903350.
- [38] J. M. Cline, “Mimicking transPlanckian effects in the CMB with conventional physics,” arXiv:astro-ph/0303407.
- [39] G. Dvali, A. Gruzinov and M. Zaldarriaga, “A new mechanism for generating density perturbations from inflation,” arXiv:astro-ph/0303591.
- [40] L. Kofman, “Probing String Theory with Modulated Cosmological Fluctuations,” arXiv:astro-ph/0303614.
- [41] V. F. Mukhanov, “Quantum Theory Of Gauge Invariant Cosmological Perturbations,” Sov. Phys. JETP **67**, 1297 (1988) [Zh. Eksp. Teor. Fiz. **94N7**, 1 (1988 ZETFA,94,1-11.1988)].
- [42] V. F. Mukhanov, H. A. Feldman and R. H. Branden-

- berger, “Theory Of Cosmological Perturbations,” Phys. Rept. **215**, 203 (1992).
- [43] U. Seljak and M. Zaldarriaga, “A Line of Sight Approach to Cosmic Microwave Background Anisotropies,” Astrophys. J. **469**, 437 (1996) arXiv:astro-ph/9603033.
- [44] L. Verde *et al.*, “First Year Wilkinson Microwave Anisotropy Probe (WMAP) Observations: Parameter Estimation Methodology,” arXiv:astro-ph/0302218.