

# A Model for Quasi-Spherical Accretion Flow in a Global Magnetic Field

Mohsen Shadmehri<sup>★</sup>

*Department of Physics, School of Science, Ferdowsi University, Mashhad, Iran*

Received — / Accepted —

## ABSTRACT

A model for axisymmetric accretion flow in a global magnetic field is proposed. The dominant mechanism of energy dissipation is assumed to be the magnetic diffusivity due to turbulence in the accretion flow. In analogy to the advection-dominated accretion flow (ADAF) solutions, a constant fraction of the resistively dissipated energy is stored in the accreting gas and the rest is radiated. The general self-similar solutions which describe a resistive and differential rotating flow with both poloidal and toroidal components of magnetic field is first introduced. The radial dependence of solution is identical to viscous ADAF solutions. We show that the accretion and the rotation velocities are both below the Keplerian rate, irrespective of the amount of cooling. We show that the set of the equations is reduced to a second order differential equation for a nonrotating flow. The geometrical shape of the disk changes depending on the fraction of the resistively dissipated energy which is stored in the accreting gas. However, there is a hot low-density gas above the disk in almost all cases.

**Key words:** accretion, accretion disks: - black hole physics - galaxies: active - MHD

## 1 INTRODUCTION

The importance of the accretion processes has been recognized in connection with the physics of many astrophysical systems such as protostellar disks (e.g., Mineshige & Umemura 1997; Tsuribe 1999; Calvet, Hartmann & Strom 2000), disks around black holes or compact objects or disks at center of the active galactic nuclei (e.g., Lynden-Bell & Rees 1971; Kato, Fukue & Mineshige 1998). According to their geometrical shapes, accretion disks are generally divided into thin and thick disks. A mechanism for transport of angular momentum is another key ingredient in theory of accretion processes and many theoretical uncertainties remain about its nature. However, the theory of thin disks is well understood based on a pioneer work by Shakura & Sunyaev (1973). In this theory it is assumed that there is efficient radiation cooling in the flow.

During recent years another type of accretion disks has been studied, in which the energy released through viscous processes in the disk may be trapped within the accreting gas (see, e.g., Ichimaru 1977; Narayan & Yi 1995; hereafter NY). In this kind of flow which is known as advection-dominated accretion flow (ADAF), the accreting gas has a very low density and is unable to cool efficiently. A full analysis of the dynamics of the solution was presented in an im-

portant paper by NY. Since both the angular momentum and the energy dissipation in the flow is undertaken by the turbulent viscosity similar to the standard  $\alpha$  model, we can call such flows "viscous" ADAF models.

There are growing evidences that the accretion flows in many astrophysical systems involve magnetized plasma. Accretion disks containing magnetic fields have been studied by many authors (e.g., Ogilvie 1997; Hawley 2001; Casse & Keppens 2002). However, the standard viscous ADAF model completely ignores the presence of an ordered global magnetic field and it is assumed the turbulent magnetic field contribute a constant fraction of the total pressure (NY). However, we can expect accretion flows, in which angular momentum is transported by a global magnetic field and the energy is released by Joule heating. This possibility has been addressed by Kaburaki (2000). He presented a set of analytical solutions for a fully advective accretion flow in a global magnetic field and the conductivity is assumed to be constant for simplicity.

As for the accretion flows in presence of magnetic field, Schwartzman (1971) was the first to point out the importance of the magnetic field in an accretion process. He proposed a hypothesis of equipartition between the magnetic and kinetic energy densities and this picture as mentioned above is usually accepted in modern picture of viscous ADAF models (e.g., NY). More accurate study was done by Bisnovatyi-Kogan & Ruzmaikin (1974), where ex-

<sup>★</sup> E-mail: mshadmehri@science1.um.ac.ir

act nonstationary solution for a field amplification in the radial accretion flow was also obtained.

Dynamics of radiatively inefficient accretion flows has been the subject of many studies during recent years (e.g., Igumenshchev & Abramowicz 1999, 2000; Stone, Pringle & Begelman 1999; McKinney & Gammie 2002). In these viscous accretion models, the behaviour of the flow depends on the standard dimensionless viscosity parameter  $\alpha$ . On the other hand, as rotation is allowed, such flows become subject to strong convection with completely different flow pattern and radiative properties (Igumenshchev & Abramowicz 1999; Stone, Pringle & Begelman 1999). Numerical MHD simulations of radiatively inefficient flows have been done recently by many authors (e.g., Hawley 2001; Machida, Matsumoto & Mineshige 2001; Casse & Keppens 2002). But most of these studied have neglected the resistive terms in the MHD equations or the resistivity has been considered only in the induction equation without accounting the corresponding dissipation in the energy equation.

In this paper, we want to explore how the structure of a steady-state thick disk depends on its resistivity by solving the two-dimensional MHD equations for disks which have the simplifying feature that they are self-similar in radius. We will consider the general problem of accretion flow where gas has an angular momentum and the field annihilation is approximated by a finite "turbulent" conductivity and the viscosity of the fluid is completely neglected in order to construct a fully resistive model for accretion within a global magnetic field. We restrict our attention to the nonrotating accretion flow, in which the flow contains a purely poloidal magnetic field, and the general case will be reported in future. However, we will present self-similar solutions for the general case where the fluid is rotating and it contains both poloidal and toroidal components of the magnetic field.

This paper is organized as follows. In section 2 the general problem of constructing a model for resistively accretion flow is defined. The self-similar solutions are presented in section 3, and the effects of the input parameters are examined. The implications of this analysis are summarized in section 4.

## 2 FORMULATION OF THE PROBLEM

As stated in the Introduction, we are interested in constructing a model for describing accretion disks in global magnetic field. The macroscopic behavior of such flows can be studied by MHD approximation. For simplicity, the self-gravity and general relativistic effects have been neglected. The first assumption is true as long as the total mass of the disk is small compared with the product of the mass of central object and the angular thickness of the disk. Thus, the basic equations of our problem are written as follows:

$$\frac{\partial \rho}{\partial t} + \nabla \cdot (\rho \mathbf{v}) = 0, \quad (1)$$

$$\rho \left( \frac{\partial \mathbf{v}}{\partial t} + (\mathbf{v} \cdot \nabla) \mathbf{v} \right) = -\nabla p - \rho \nabla \Psi + \frac{1}{4\pi} \mathbf{J} \times \mathbf{B}, \quad (2)$$

$$\frac{\partial \mathbf{B}}{\partial t} = \nabla \times (\mathbf{v} \times \mathbf{B} - \eta \mathbf{J}), \quad (3)$$

$$\frac{\rho}{\gamma - 1} \frac{d}{dt} \left( \frac{p}{\rho} \right) + p \nabla \cdot \mathbf{v} = Q_{\text{diss}} - Q_{\text{cool}} \quad (4)$$

$$\nabla \cdot \mathbf{B} = 0, \quad (5)$$

where  $\rho$ ,  $\mathbf{v}$ ,  $p$ ,  $\Psi$  are the density, the velocity, the pressure and the gravitational potential due to a central object, respectively. We assume that the mass of central object is  $M$  and so, the gravitational potential becomes  $\Psi = -GM/r$  where  $r$  is the spherical radial coordinate. Also,  $\mathbf{J} = \nabla \times \mathbf{B}$  is the current density and  $\eta$  represents the magnetic diffusivity. The term on the right hand side of the energy equation,  $Q_{\text{diss}}$ , is the rate of heating of the gas by the dissipation and  $Q_{\text{cool}}$  represents the energy loss through radiative cooling and  $\gamma$  is the adiabatic index. We assume that the difference between energy dissipation and radiative cooling is a fraction  $f$  of energy dissipation, i.e.  $Q_{\text{diss}} - Q_{\text{cool}} = f Q_{\text{diss}}$  (e.g., NY). The parameter  $f$  measures the degree the flow is advection-dominated and in general it may depend on the details of the heating and cooling mechanisms and will vary with both  $r$  and  $\theta$ . However, we assume a constant  $f$  for simplicity. Clearly, the case  $f = 1$  corresponds to the extreme limit of no radiative cooling and in the limit of efficient cooling, we have  $f = 0$ .

We work in spherical polar coordinate  $(r, \theta, \varphi)$  with the origin on the central object. The disk is stationary and axisymmetric, so the continuity equation (1) takes the form

$$\frac{1}{r^2} \frac{\partial}{\partial r} (\rho v_r r^2) = 0. \quad (6)$$

We can write the components of equation of motion (equation (2)) in spherical coordinates:

$$\rho \left( v_r \frac{\partial v_r}{\partial r} - \frac{v_\varphi^2}{r} \right) = -\frac{\partial p}{\partial r} - \rho \frac{GM}{r^2} + \frac{1}{4\pi} (J_\theta B_\varphi - J_\varphi B_\theta), \quad (7)$$

$$\rho v_\varphi^2 \cot \theta = -\frac{\partial p}{\partial \theta} + \frac{r}{4\pi} (J_\varphi B_r - J_r B_\varphi), \quad (8)$$

$$\rho v_r \frac{\partial v_\varphi}{\partial r} + \rho \frac{v_r v_\varphi}{r} = \frac{1}{4\pi} (J_r B_\theta - J_\theta B_r). \quad (9)$$

Also, the three components of induction equation (3) are:

$$\frac{\partial}{\partial \theta} (v_r B_\theta \sin \theta - \eta J_\varphi \sin \theta) = 0, \quad (10)$$

$$\frac{\partial}{\partial r} (r v_r B_\theta - \eta r J_\varphi) = 0, \quad (11)$$

$$\begin{aligned} \frac{\partial}{\partial r} (r v_\varphi B_r - r v_r B_\varphi) + \frac{\partial}{\partial \theta} (v_\varphi B_\theta) - \frac{\partial}{\partial r} (\eta r J_\theta) \\ + \frac{\partial}{\partial \theta} (\eta J_r) = 0. \end{aligned} \quad (12)$$

The energy equation (4) and the magnetic flux conservation give

$$\rho \left( v_r \frac{\partial}{\partial r} \left( \frac{p}{\rho} \right) - \frac{p}{\rho^2} v_r \frac{\partial \rho}{\partial r} \right) = f Q_{\text{diss}}, \quad (13)$$

$$\frac{1}{r^2} \frac{\partial}{\partial r} (r^2 B_r) + \frac{1}{r \sin \theta} \frac{\partial}{\partial \theta} (B_\theta \sin \theta) = 0, \quad (14)$$

where in the above equations the components of the current density  $\mathbf{J}$  are

$$J_r = \frac{1}{r \sin \theta} \frac{\partial}{\partial \theta} (B_\varphi \sin \theta), \quad J_\theta = -\frac{1}{r} \frac{\partial}{\partial r} (r B_\varphi),$$

$$J_\varphi = \frac{1}{r} \left[ \frac{\partial}{\partial r} (r B_\theta) - \frac{\partial B_r}{\partial \theta} \right].$$

To close the system of equations, we should specify the functional forms of the magnetic diffusivity  $\eta$  and the energy dissipation  $Q_{\text{diss}}$ . In this study, we have completely neglected the effects of viscous processes and the attention has been restricted only to the resistive dissipation. In other words, the accretion flow of our model is *not* infinitely conducting. For simplicity, we could assume the resistivity to be constant (see, e.g., Kaburaki 2000). But, we assume the magnetic diffusivity is due to turbulence in the accretion flow and it is reasonable to express this parameter in analogy to the  $\alpha$ -prescription of Shakura and Sunyaev (1973) for the turbulent viscosity,

$$\eta = \eta_0 c_s l_t, \quad (15)$$

where  $l_t$  is the outer scale of the turbulence, and  $c_s$  is the isothermal sound speed. The magnetic diffusivity has the same units as kinematic viscosity and we assume that the magnitude of  $\eta$  is comparable to that of turbulent viscosity (Bisnovatyi-Kogan and Ruzmaikin, 1976; Parker, 1979), although we have neglected kinematic viscosity.

For the heating term,  $Q_{\text{diss}}$ , we may have two sources of dissipation. Magnetic reconnection may lead to energy release. Also, we can consider the viscous and resistive dissipations due to a turbulence cascade. In this study, only the resistive dissipation has been considered as the dominant process:  $Q_{\text{diss}} = \frac{\eta}{4\pi} J^2$ .

### 3 ANALYSIS

#### 3.1 Self-Similar Solutions

To better understand the physics of our accretion flow in a global magnetic field, we seek self-similar solutions of the above equations. Of course, this method is familiar from its wide applications to the full set of equations of MHD in many research fields of astrophysics. As long as we are not interested in boundaries of the problem, such solutions can accurately describe the behavior of the solutions in an intermediate region far from the radial boundaries.

Before presenting the self-similar solutions, we introduce a convenient functional form for the magnetic field. Generally, we may have both poloidal and toroidal components of the magnetic field. We can define a positive-definite magnetic flux function  $\Phi(r, \theta)$  from which we may obtain the poloidal components of the magnetic field:

$$\mathbf{B} = \frac{1}{2\pi} \nabla \times \left( \frac{\Phi}{r \sin \theta} \mathbf{e}_\varphi \right) + B_\varphi \mathbf{e}_\varphi. \quad (16)$$

We can easily show that by integrating the above equation over the circular area  $\pi r^2$  at plane of  $\theta = \pi/2$ , the result, i.e.  $\Phi(r, \pi/2)$ , is the defined magnetic flux. This equation automatically satisfies the equation (5).

Writing the equations in a non-dimensional form, that is, scaling all the physical variables by their typical values, brings out the non-dimensional variables. We can simply show that a solution of the following form satisfies the equations of our model:

$$\rho(r, \theta) = \rho_0 \frac{R(\theta)}{(r/r_0)^{3/2}}, \quad (17)$$

$$p(r, \theta) = p_0 \frac{P(\theta)}{(r/r_0)^{5/2}}, \quad (18)$$

$$v_r(r, \theta) = r \Omega_K(r) V(\theta), \quad (19)$$

$$v_\varphi(r, \theta) = r \Omega_K(r) \Omega(\theta), \quad (20)$$

$$B_r(r, \theta) = \frac{B_0}{2\pi \sin \theta} \frac{d\phi(\theta)}{d\theta} \frac{1}{(r/r_0)^{5/4}}, \quad (21)$$

$$B_\theta(r, \theta) = -B_0 \frac{3\phi(\theta)}{8\pi \sin \theta} \frac{1}{(r/r_0)^{5/4}}, \quad (22)$$

$$B_\varphi(r, \theta) = B_0 \frac{b(\theta)}{(r/r_0)^{5/4}}, \quad (23)$$

where  $\rho_0, p_0, B_0$  and  $r_0$  provide convenient units with which the equations can be written in non-dimensional forms and  $\Omega_K$  denotes the Keplerian angular velocity, viz.  $\Omega_K(r) = \sqrt{GM/r^3}$ . Also, we obtain the following equations for the components of current density:

$$J_r(r, \theta) = \frac{B_0}{r_0} \frac{1}{\sin \theta} \frac{d}{d\theta} (b(\theta) \sin \theta) \frac{1}{(r/r_0)^{9/4}}, \quad (24)$$

$$J_\theta(r, \theta) = \frac{B_0}{4r_0} \frac{b(\theta)}{(r/r_0)^{9/4}}, \quad (25)$$

$$J_\varphi(r, \theta) = \frac{B_0}{2\pi r_0} \left[ \frac{3\phi(\theta)}{16 \sin \theta} - \frac{d}{d\theta} \left( \frac{1}{\sin \theta} \frac{d\phi(\theta)}{d\theta} \right) \right] \frac{1}{(r/r_0)^{9/4}}. \quad (26)$$

Substituting the above solution in the momentum, induction and energy equations, we obtain the following six coupled ordinary differential equations:

$$R \left( -\frac{V^2}{2} - \Omega^2 \right) = \frac{5}{2} A_1 P - R + \frac{A_2}{16\pi} \{ b^2 + \frac{3\phi}{4\pi^2 \sin \theta} \left[ \frac{3\phi}{16 \sin \theta} - \frac{d}{d\theta} \left( \frac{1}{\sin \theta} \frac{d\phi}{d\theta} \right) \right] \}, \quad (27)$$

$$R \Omega^2 \cot \theta = -A_1 \frac{dP}{d\theta} + \frac{A_2}{4\pi} \left\{ \frac{1}{4\pi^2 \sin \theta} \frac{d\phi}{d\theta} \times \left[ \frac{3\phi}{16 \sin \theta} - \frac{d}{d\theta} \left( \frac{1}{\sin \theta} \frac{d\phi}{d\theta} \right) \right] - \frac{b}{\sin \theta} \frac{d}{d\theta} (b \sin \theta) \right\}, \quad (28)$$

$$RV\Omega = -\frac{A_2}{4\pi^2 \sin \theta} \left[ b \frac{d\phi}{d\theta} + \frac{3\phi}{4 \sin \theta} \frac{d}{d\theta} (b \sin \theta) \right], \quad (29)$$

$$\frac{d}{d\theta} \left( \frac{1}{\sin \theta} \frac{d\phi}{d\theta} \right) - \frac{3\phi}{16 \sin \theta} - \frac{3}{4\eta_0 \sin \theta} \frac{RV\phi}{P} = 0, \quad (30)$$

$$2\pi V b - \frac{d}{d\theta} (\Omega \phi) - \frac{\Omega}{\sin \theta} \frac{d\phi}{d\theta} + \frac{\eta_0}{2} \frac{Pb}{R} + \frac{8\pi\eta_0}{3} \frac{d}{d\theta} \left[ \frac{P}{R \sin \theta} \frac{d}{d\theta} (b \sin \theta) \right] = 0, \quad (31)$$

$$RV \frac{3\gamma - 5}{2(\gamma - 1)} = \frac{f\eta_0 A_2}{4\pi A_1} \left\{ \frac{1}{4\pi^2} \left[ \frac{3\phi}{16 \sin \theta} - \frac{d}{d\theta} \left( \frac{1}{\sin \theta} \frac{d\phi}{d\theta} \right) \right]^2 + \frac{b^2}{16} + \left[ \frac{1}{\sin \theta} \frac{d}{d\theta} (b \sin \theta) \right]^2 \right\}, \quad (32)$$

where

$$A_1 = \frac{p_0}{\rho_0 (GM/r_0)}, A_2 = \frac{B_0^2}{\rho_0 (GM/r_0)}. \quad (33)$$

We can define the ratio of the thermal to the magnetic pressures  $\beta$  as

$$\beta(\theta) = \beta_0 \frac{4\pi^2 P \sin^2 \theta}{9\phi^2/16 + (d\phi/d\theta)^2 + 4\pi^2 b^2 \sin^2 \theta}, \quad (34)$$

where  $\beta_0 = \frac{p_0}{B_0^2/8\pi} = 8\pi \frac{A_1}{A_2}$ . Equations (27)-(32) constitute a system of ordinary non-linear differential equations for the

six similarity variables  $\phi(\theta)$ ,  $b(\theta)$ ,  $R(\theta)$ ,  $P(\theta)$ ,  $V(\theta)$  and  $\Omega(\theta)$ . Indeed, the behaviour of the solution depends on boundary conditions which are supposed based on some physical assumptions such as symmetry with respect to the equatorial plane. Ogilvie (1997) studied equilibrium of magnetized non-accreting disks by assuming self-similarity in spherical radial coordinate. If we neglect resistivity, our solution reduces to the Ogilvie's solution, i.e. the model describes a non-accreting disk containing poloidal and toroidal components of magnetic field. However, in the case of resistive accretion flow, the scalings of quantities with spherical radius are still similar to those presented by Ogilvie (1997) and some authors (e.g., Blandford & Payne 1982), i.e.  $\rho \propto r^{-3/2}$ ,  $p \propto r^{-5/2}$  and  $\mathbf{B} \propto r^{-5/4}$ .

The main focus of this study is nonrotating accretion flow. But an interesting feature of the solutions is worth emphasizing. Using equation (30), we can rewrite equation (27) as

$$R(1 - \frac{V^2}{2} - \Omega^2) = \frac{5}{2}A_1P + \frac{A_2}{16\pi}(b^2 - \frac{9RV\phi^2}{16\pi^2\eta_0P\sin^2\theta}). \quad (35)$$

Since all the similarity variables are positive except for  $V$ , we see that the right hand side of the equation (35) is positive for all  $\theta$ . Thus, we should have

$$\frac{V^2}{2} + \Omega^2 \leq 1. \quad (36)$$

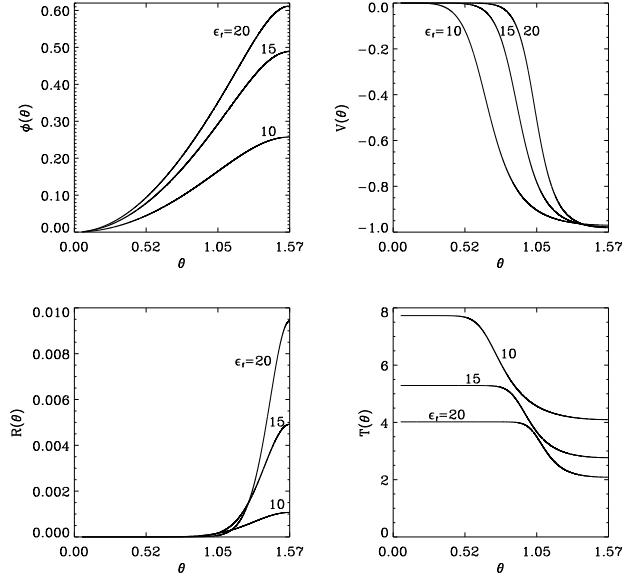
This inequality implies rotation velocities at below Keplerian rate for the solutions of the model, irrespective of the amount of cooling or value of resistivity  $\eta_0$ . Also, we can say as the value of angular velocity increases, the accretion velocity decreases. In other words, in this model, the high accretion rate corresponds to low rotation rate. In this study, we shall restrict our attention to non-rotating accretion flow, i.e.  $\Omega = 0$ .

### 3.2 Nonrotating accretion Solutions

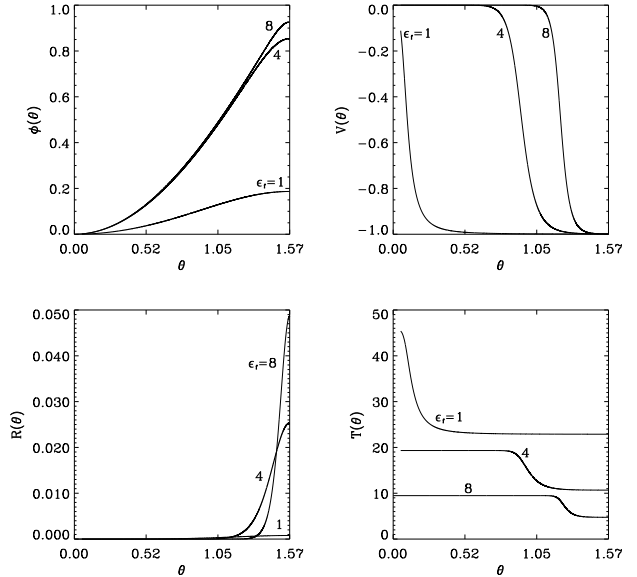
What we have is a set of complicated differential equations which must be solved under appropriate boundary conditions. Although a full numerical solutions to the equations (27)-(32) would now be possible, it is more instructive to proceed by analyzing the model in some restrictive conditions such as nonrotating case. To derive this solution we set  $\Omega = 0$  and  $b = 0$ , which the later condition means that we consider purely poloidal magnetic fields. However, to further simplify the problem, we can not impose spherical symmetry, i.e.  $d/d\theta \equiv 0$ . Because if we impose spherical symmetry, we can not identify the actual magnetic field lines, nor can we account for nonradial forces. But we know that in resistive accretion flow the topology of magnetic field has a vital role.

The same as NY we are defining parameters  $\epsilon = \frac{5/3 - \gamma}{\gamma - 1}$  and  $\epsilon_f = \frac{\epsilon}{f}$ . As we will see the parameter  $\epsilon_f$  plays an important role in the behaviour of the solutions. Obviously, when we set  $\Omega = 0$  and  $b = 0$ , equations (29) and (31) then immediately drop out. Using equation (30), the equations (27), (28) and (32) can be written as

$$R(1 - \frac{V^2}{2}) = \frac{5}{2}A_1P - \frac{9A_2}{256\pi^3\eta_0} \frac{RV\phi^2}{P\sin^2\theta}, \quad (37)$$



**Figure 1.** Self-similar solutions corresponding to  $\eta_0 = 0.1$ ,  $\epsilon_f = 10, 15, 20$ . Top left: magnetic flux function  $\phi(\theta)$  as a function of polar angle  $\theta$ . Top right: radial velocity  $v(\theta)$ . Bottom left: density  $R(\theta)$ . Bottom right: temperature  $T(\theta)$ .



**Figure 2.** As Figure 1, but for these parameters  $\eta_0 = 0.6$ ,  $\epsilon_f = 1, 4, 8$ .

$$A_1 \frac{dP}{d\theta} + \frac{3A_2}{64\pi^3} \frac{RV\phi}{P\sin^2\theta} \frac{d\phi}{d\theta} = 0, \quad (38)$$

$$RV\phi^2 = -\frac{256\pi^3\epsilon_f\eta_0A_1}{3A_2} P^2 \sin^2\theta. \quad (39)$$

From these equations, we obtain

$$P = \phi^n, \quad (40)$$

$$R(1 - \frac{V^2}{2}) = (5/2 + 3\epsilon_f)A_1P, \quad (41)$$

$$V(\theta) = \frac{1 - \sqrt{1 + a^2 \phi^{2(n-2)} \sin^4 \theta}}{a \phi^{n-2} \sin^2 \theta}, \quad (42)$$

where

$$n = 4\epsilon_f \eta_0, \quad a = \frac{64\pi^2 \beta_0 \eta_0 \epsilon_f}{A_1(5/2 + 3\epsilon_f)}. \quad (43)$$

Also, equation (30) becomes

$$\frac{d}{d\theta} \left( \frac{1}{\sin \theta} \frac{d\phi}{d\theta} \right) - \frac{3\phi}{16 \sin \theta} + 8\pi^2 \beta_0 \epsilon_f \phi^{n-1} \sin \theta = 0 \quad (44)$$

or,

$$\frac{d^2 \phi}{d\xi^2} - \frac{3\phi}{16(1 - \xi^2)} + 8\pi^2 \beta_0 \epsilon_f \phi^{n-1} = 0, \quad (45)$$

where  $\xi = \cos \theta$ . Now, we have a second order ordinary differential equation for  $\phi(\theta)$  which can be solved using a numerical method (in Appendix we can find an analytical solution for  $n = 1$ ). One boundary condition can be specified on the equatorial plane, by assuming that field lines thread the equator vertically:

$$\left( \frac{d\phi}{d\theta} \right)_{\theta=\pi/2} = 0. \quad (46)$$

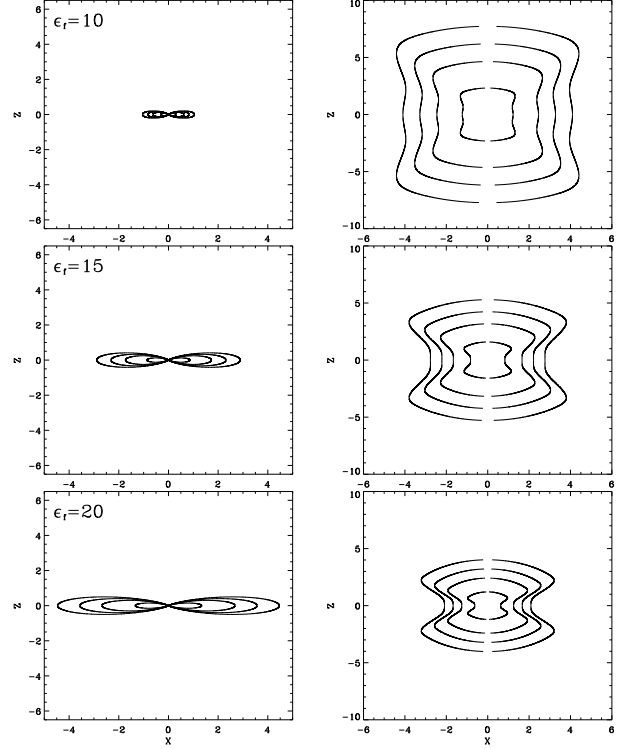
The second boundary condition can be specified by demanding the magnetic flux enclosed by the polar axis to vanish:

$$\phi(\pi/2) = 0. \quad (47)$$

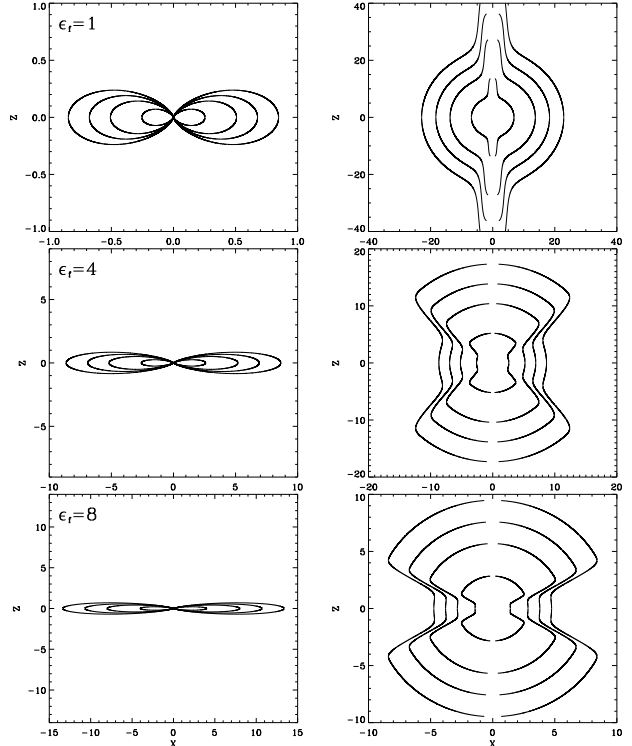
Thus, the complicated set of differential equations is reduced to a boundary value problem of a second order differential equation. We have obtained numerical solutions of the above equation for different values of  $\epsilon_f$  and  $\eta_0$ . For our illustrative parameters, we assume  $r_0 = 1 \text{ pc}$ ,  $B_0 = 10^{-5} \text{ G}$ ,  $M = 10^6 M_\odot$ ,  $\beta_0 = 0.1$  and  $\dot{M}_0 = 2\pi\rho_0 r_0^2 \sqrt{GM/r_0} = 1.2 \times 10^{-4} M_\odot/\text{year}$  which gives  $\rho_0 = 2 \times 10^{-20} \text{ g/cm}^3$ . Figure 1 shows some particular solutions corresponding to  $\eta_0 = 0.1$  and  $\epsilon_f = 10, 15$  and  $20$ . If we assume that the flow is radiatively inefficient, i.e.  $f = 1$ , these solutions can be considered with  $\gamma = 1.06061, 1.04167$  and  $1.03175$ . Also, for a fixed value of  $\gamma$ , the solutions imply increasing cooling. This general behavior is the same as NY for viscous ADAF.

The behaviour of the solutions, as the four panels in Figure 1 show, is very sensitive to the value of  $\epsilon_f$ . The top left panel shows variations of magnetic flux function  $\phi(\theta)$  as a function of  $\theta$ . While this similarity magnetic flux is zero on the polar axis (this is a boundary condition), it has a maximum value on the equator. The maximum value of  $\phi(\theta)$  on the equator increases with increasing  $\epsilon_f$ . This growing flux contrast between the equatorial region and the polar region implies that at a fixed radius on the equator, the magnetic flux increases with decreasing  $\gamma$  (or, equivalently, increasing cooling).

The top right panel shows similarity function of radial velocity  $V(\theta)$  (see equation (42)). We see that the maximum accretion velocity is at equatorial region and on the polar axis there is no mass inflow. As we expected the accretion velocity is sub-Keplerian. Although for our representative set of parameters the variation of  $V(\theta)$  as a function of  $\theta$  is decreasing from equatorial region to polar region, we can recognize two distinct regions in the general profile of  $V(\theta)$  depending on the value of the velocity. The bulk of accretion occurs from the equatorial plane at  $\theta = \pi/2$  to a surface at  $\theta = \theta_f$ , inside of which the velocity  $V(\theta)$  is zero. Note that



**Figure 3.** The isodensity and isothermality contours in the meridional plane for the solutions shown in Figure 1. Left: The isodensity contours. Right: The isothermality contours.



**Figure 4.** As Figure 3, but for the solutions shown in Figure 2.

all of our solutions have well-behaved nonsingular  $V(\theta)$  at all  $\theta$  and the radial velocity does not diverge at  $\theta = \theta_f$ . Also, for the flows which extend from the equatorial plane to a surface at  $\theta = \theta_s$  where  $\theta_f < \theta_s < \pi/2$ , the accretion velocity is roughly constant around unity. With increasing  $\epsilon_f$ , the region with maximum accretion velocity becomes thin, i.e.  $\theta_s$  decreases.

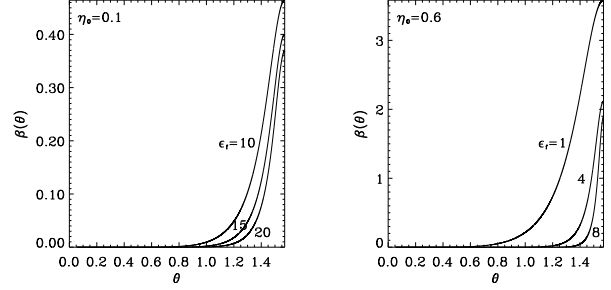
In the bottom left panel of Figure 1, we plot the density similarity function  $R(\theta)$ . The density contrast between equatorial and polar regions increases with increasing  $\epsilon_f$ . The same as the magnetic flux function  $\phi(\theta)$ , as  $\epsilon_f$  increases, the density grows and becomes concentrated toward the equatorial plane. As already mentioned, the large  $\epsilon_f$  solutions correspond to efficient cooling for a fixed  $\gamma$ . Thus, the  $R(\theta)$  profile clearly shows what we expect with increasing cooling, or equivalently  $\epsilon_f$ . More interestingly, although the solutions for the large  $\epsilon_f$  implies the bulk of the accretion occurs in equatorial region (i.e., like a thin disk configuration), in all cases there is a low density with higher temperature above the disk as the bottom right panel of Figure 1 shows. While bulk of the accreting gas along the equatorial plane has approximately constant temperature, this tenuous region also has a constant higher temperature. As cooling increases, the temperatures of both regions decrease. Note that at tenuous region, there is no accretion.

Figure 2 shows the similarity variables for another set of parameters:  $\eta_0 = 0.6$ ,  $\epsilon_f = 1, 4, 8$ . The general behaviour of the solutions is similar to Figure 1, but there are some minor differences. For  $\gamma = 4/3$ , the case of  $\epsilon_f = 1$  corresponds to radiatively inefficient flow. The accreting gas at all  $\theta$ , except for a small region at polar axis, has a constant velocity and the system resembles a thick disk. The tenuous non-accreting gas at polar region has much higher temperature than the accreting flow. We can see that the density contrast between equatorial and polar regions still increases with increasing  $\epsilon_f$  from 1 to 8. Also, as cooling becoming dominant, while the temperatures of the both regions of the accreting and non-accreting tenuous gases decrease, the size of the hotter and tenuous region increases.

Figures 3 and 4 show the isodensity and isotherm contours in the meridional plane for the solutions shown in Figures 1 and 2. We can see as  $\epsilon_f$  increases, the disk becomes thin. However, almost always a tenuous hot gas surrounds the disk which is very large in the case of efficient cooling. Figure 5 shows that the ratio of the thermal to the magnetic pressure  $\beta(\theta)$  may exceed unity depending on the input parameters  $\epsilon_f$  and  $\eta_0$ . As cooling increases, the maximum value of this ratio which is at the equatorial region decreases.

#### 4 DISCUSSION AND CONCLUSIONS

In this paper, we have obtained axisymmetric magnetized self-similar advection-dominated flow solutions by considering an ordered magnetic field and a resistive dissipation of the energy of the flow. The radial dependence of the solutions has the same behaviour as ADAF solutions (NY), but the angular parts are obtained by solving a set of ordinary differential equations. In the model, the viscosity of the flow is completely neglected in order to make the contrast between the standard viscous and resistive ADAF solutions



**Figure 5.** Ratio of the thermal to the magnetic pressures for the solutions shown in Figures 1 and 2.

clear. We showed that the radial and the rotational velocities are well below the Keplerian velocity, and this is independent of the resistivity and the amount of cooling. However, the main aim of this study was to study the nonrotating quasi-spherical magnetized flow directly just by solving the relevant MHD equations. The same problem has been addressed by many authors, under the assumption that the field will achieve equipartition of magnetic and kinetic energies (see, e.g., Shvartsman 1971; NY). In our model, this kind of the equipartition depends on the input parameters, more importantly the amount of advected energy ( $\epsilon_f$ ) and the resistivity  $\eta_0$ . Also, the unmagnetized problem is described by pure hydrodynamics and it was solved by Bondi (1952) and has been widely applied. Note that our solutions differ in various aspects from Bondi (1952) spherical accretion.

For a nonrotating resistive accretion flow, the system of equations simplified to a second order differential equation. For given  $\epsilon_f$  and  $\eta_0$ , this equation determines the magnetic field and the other physical variables can be found using a set of obtained algebraic equations. Although, we have neglected ingredients such as angular momentum and viscosity, the general properties of our solutions are similar to ADAF solutions. More importantly, the geometrical shape of the flow is determined by the amount of the advected energy (i.e.,  $\epsilon_f$ ) for a given  $\eta_0$ . While solutions with efficient cooling resemble to thin disks, the radiatively inefficient accretion describe nearly quasi-spherical flows.

The bulk of accretion with nearly constant velocity occurs in a region which extends from the equatorial plane to a surface at  $\theta_s$ , inside of which the accretion velocity gradually decreases to zero. Thus, the accretion velocity is constant in the region  $\pi/2 < \theta < \theta_s$ . As  $\epsilon_f$  decreases, the size of this region increases and the accretion tends to a quasi-spherical flow. The temperature of this region is constant as well and is surrounded by a region with low-density and higher temperature. This hot gas corona is similar to what has been discussed in viscous ADAF solutions (NY). As the cooling increases and the flow tends to disk like configuration, the size of this corona increases.

The ratio of the thermal to the magnetic pressure  $\beta(\theta)$  depends on the input parameters  $\epsilon_f$  and  $\eta_0$ . In the limit of large  $\epsilon_f$ , the value of  $\beta(\theta)$  is lower than one for all  $\theta$ . It means that the thermal pressure is not in equipartition with the magnetic pressure and more precisely, the magnetic pressure is stronger than thermal pressure in this regime. On the other hand, for inefficient cooling flows, we found that the value of the ratio exceeds than one for a range of  $\theta$ .

Still there is no equipartition between the thermal and the magnetic pressures except for a surface at a specific angle which can be determined.

As for the rate of heating  $Q_{\text{diss}}$ , the resistive dissipation at small scales as a result of a turbulence cascade has been assumed as the dominant mechanism. However, there are other sources such as energy release through magnetic reconnection and more importantly viscous dissipation. Phenomenological considerations may lead us to define  $Q_{\text{diss}}$  as a fraction of the gravitational potential energy of the accreting gas. This simple definition allows one to consider all the dissipation processes without having detailed models for them. Preliminary results for this form of  $Q_{\text{diss}}$  shows that the scalings of quantities with radius still remains similar to our model, but the other properties of the solutions should be studied.

Since we completely neglected the viscous dissipation, the turbulent magnetic Prandtl number of our model is zero. This unsatisfactory aspect can be removed by considering both the viscosity and the resistivity simultaneously. Fortunately, the radial scaling of the physical variables in the resistive case, as we showed, is similar to the viscous case. By dimensional analysis, one can simply show that self-similarity is possible as long as  $\eta$  (and viscosity  $\nu$ ) scales with radius as  $r^{1/2}$ . Thus, it is still possible to find self-similar solutions in the general case. Given the importance of the value of the turbulent magnetic Prandtl number, we can construct a model for viscous-resistive accretion flow, in which this number is a free parameter.

## REFERENCES

- Bisnovatyi-Kogan G. S., Ruzmaikin A. A., 1976, *AS&SS*, 42, 401  
 Blandford R. D., Payne D. G., 1982, *MNRAS*, 199, 883  
 Bondi H., 1952, *MNRAS*, 112, 195  
 Calvet N., Hartmann L., Strom S. E., 2000, in Mannings V., Boss A. P., Russell S. S., eds., *Protostars and Planets IV*, University of Arizona Press, Tucson, p. 377  
 Casse F., Keppens R., 2002, *ApJ*, 581, 988  
 Hawley J. F., 2001, *ApJ*, 554, 534  
 Ichimaru S., 1977, *ApJ*, 214, 840  
 Igumenshchev I. V., Abramowicz M. A., 1999, *MNRAS*, 303, 309  
 Igumenshchev I. V., Abramowicz M. A., 2000, *ApJS*, 130, 463  
 Kaburaki O., 2000, *ApJ*, 531, 210  
 Kato S., Fukue J., Mineshige S., 1998, *Black-Hole Accretion Disks*, Kyoto University Press, Kyoto  
 Lynden-Bell D., Rees M. J., 1971, *MNRAS*, 152, 461  
 Machida M., Matsumoto R., Mineshige S., 2001, *PASJ*, 53, L1  
 McKinney J. C., Gammie C. F., 2002, *ApJ*, 573, 728  
 Mineshige S., Umemura M., 1997, *ApJ*, 480, 167  
 Narayan R., Yi I., 1995, *ApJ*, 444, 231 (NY)  
 Ogilvie G. I., 1997, *MNRAS*, 288, 63  
 Shakura N. I., Sunyaev R. A., 1973, *A&A*, 24, 337  
 Shvartsman V. F., 1971, *Soviet Astron.*, 15, 377  
 Stone J. M., Pringle J. E., Begelman M. C., 1999, *MNRAS*, 310, 1002  
 Tsuribe T., 1999, *ApJ*, 527, 102

## APPENDIX A:

Equation (45) can be solved analytically for  $n = 1$ . Assuming

$$\phi(\xi) = \frac{16}{35} 8\pi^2 \beta_0 \epsilon_f (1 - \xi^2) + y(\xi), \quad (\text{A1})$$

equation (45) reduces to

$$\frac{d^2 y}{d\xi^2} - \frac{3}{16} \frac{y}{1 - \xi^2} = 0. \quad (\text{A2})$$

By changing the variables as

$$z = \frac{1 + \xi}{2}, y = zY \quad (\text{A3})$$

this equation becomes

$$z(1 - z) \frac{d^2 Y}{dz^2} + (2 - 2z) \frac{dY}{dz} - \frac{3}{16} Y = 0. \quad (\text{A4})$$

The general solution of this hypergeometric equation is

$$Y(z) = C_1 F\left(\frac{3}{4}, \frac{1}{4} |2|z\right) + C_2 F\left(\frac{3}{4}, \frac{1}{4} |2|z\right) \times \int \frac{dz}{[zF(\frac{3}{4}, \frac{1}{4} |2|z)]^2}, \quad (\text{A5})$$

where  $C_1$  and  $C_2$  are arbitrary constants and  $F$  is hypergeometric function.

This paper has been produced using the Royal Astronomical Society/Blackwell Science L<sup>A</sup>T<sub>E</sub>X style file.