

A systematic study of X-ray variability in the ROSAT all-sky survey

B. Fuhrmeister and J. H. M. M. Schmitt

Hamburger Sternwarte, University of Hamburg, Gojenbergsweg 112, D-21029 Hamburg
e-mail: bfuhrmeister@hs.uni-hamburg.de

the date of receipt and acceptance should be inserted later

Abstract.

We present a systematic search for variability among the ROSAT All-Sky Survey (RASS) X-ray sources. We generated lightcurves for about 30 000 X-ray point sources detected sufficiently high above background. For our variability study different search algorithms were developed in order to recognize flares, periods and trends, respectively. The variable X-ray sources were optically identified with counterparts in the SIMBAD, the USNO-A2.0 and NED data bases, but a significant part of the X-ray sources remains without cataloged optical counterparts. Out of the 1207 sources classified as variable 767 (63.5 %) were identified with stars, 118 (9.8 %) are of extragalactic origin, 10 (0.8 %) are identified with other sources and 312 (25.8 %) could not uniquely be identified with entries in optical catalogs. We give a statistical analysis of the variable X-ray population and present some outstanding examples of X-ray variability detected in the ROSAT all-sky survey. Most prominent among these sources are white dwarfs, apparently single, yet nevertheless showing periodic variability. Many flares from hitherto unrecognised flare stars have been detected as well as long term variability in the BL Lac 1E1757.7+7034.

Key words. surveys – X-rays: general – stars: activity – stars: flares

1. Introduction

The ROSAT X-ray observatory, launched in 1990, carried out an all-sky survey during its first six months of operations. This first X-ray imaging all-sky survey tremendously increased the number of X-ray sources known at the time. Variability is known to be one of the key properties of the X-ray sky. Almost all source classes, with the exception of supernova remnants, clusters of galaxies and possibly white dwarfs, show variable X-ray emission. Some source classes have already been searched for variability in the RASS data. For example, Haisch & Schmitt (1994) studied the variability of RS CVn systems and other active giants detected in the RASS data, Greiner et al. (1999) searched for X-ray counterparts of γ -ray bursts, and individual outstanding events have been reported. Donley et al. (2002) searched systematically for galaxies with count rate variability of more than a factor of 20 by cross-correlating the RASS sources with data from pointed observations and found five galaxies in this process. Grupe et al. (2001) used a similar approach to search for variability in soft X-ray detected active galactic nuclei. Furthermore Stelzer & Neuhäuser (2000) investigated the X-ray properties of stars in the Tucanae association using both RASS and pointed ROSAT data. They generated

lightcurves and found flares as well as irregular variability among young stars. There are more examples for variability studies of individual sources using the RASS data Schmitt (1994), however, up to now no systematic search for variability in the total all-sky survey data has been carried out.

The first great advantage of the RASS data set is that it is *unbiased* in the sense that no specific objects or regions of the sky were preferentially observed. Therefore all types of objects can be analysed for variability and a statistical analysis of the variability properties can be performed in an unbiased fashion. A second reason why the RASS data is very suitable for a variability search programs is the temporal sampling of the survey data. Due to the survey geometry all sources were scanned repeatedly for at least two days for up to about 30 seconds during each satellite orbit. Therefore the lapse time for each X-ray source is at least two days and much longer for sources close to the poles of the ecliptic. Such a temporal sampling is almost never achieved in pointed observations. Therefore for the study of variability on longer time scales there is a definite advantage of the survey data compared to pointed observations, which are of course much deeper but typically sample variability on shorter time scales.

In this paper we will elaborate on the problem of finding variability in the RASS data and identifying the vari-

able X-ray sources with optical counterparts. Sect. 2 of our paper describes the RASS data and the survey geometry, Sect. 3 presents the generation of the lightcurves and some problems arising in that process; the different search algorithms used in our study are explained as well. Sect. 4 discusses the identification of the X-ray sources with optical counterparts via the SIMBAD and USNO-A2.0 catalogs and the NED data base and provides a statistical analysis of the variable sources. Sect. 5 shows some examples of variability highlights we found in this survey.

2. The survey data

The ROSAT satellite was operated in an almost circular low Earth orbit at an altitude of 580 km with an inclination of 53° . It carried the *Wide Field Camera* for observations in the XUV and the X-ray telescope (XRT) for the measurement of soft X-rays in the energy range of 0.1 - 2 keV, corresponding to wavelengths of 120 - 6 Å. During the scanning phase of the satellite the position sensitive proportional counter (PSPC) was mounted in the focal plane of the XRT. This is a photon counting detector which registered the arrival time of each X-ray photon, the position and the photon energy with quite modest spectral resolution.

The RASS observations were carried out between 1990 July 30 and 1991 January 25; a few gaps in the survey were filled in July 1990, in February and in August 1991. During the RASS the satellite scanned the sky in great circles. Scanning and orbital period were the same with each orbit lasting 96 min. The scans circles were perpendicular to the plane of the ecliptic and contained the ecliptical poles. The ecliptical longitude of the instantaneous scan longitude moved approximately with the apparent speed of the Sun along the ecliptic; thus the whole sky was covered within half a year. Since the circular field of view had a radius of 57 arcmin (and the angular velocity of the Sun is ~ 1 degree per day) a source near the ecliptic plane was scanned for about two days while sources at the ecliptical poles were scanned during the whole survey. The period T during which that a given source is observed is a function of the ecliptical latitude β and is computed as

$$T \sim \frac{2}{\cos(\beta)}. \quad (1)$$

The length of a single scan can last up to 30.4s if the source passes exactly through the center of the field of view; note that the scan speed was 3.75 arcmin/s. The exact length of a scan depends on the impact parameter b , which is defined as the nearest distance of a given source to the left (western) border of the detector during a given scan; the scan geometry is illustrated in Fig. 1.

Clearly, the RASS data for each source consist of a series of snapshots, each of which has a different exposure time (depending on its impact parameter). The individual snapshots follow each other with the orbital period of ≈ 96 min.

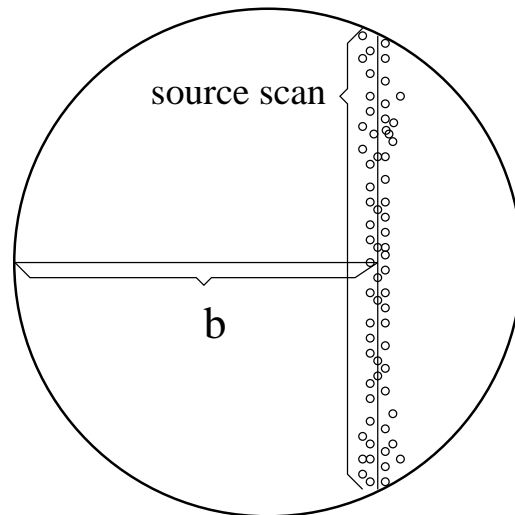


Fig. 1. Schematic view of a single scan of a source in the PSPC detector and its impact parameter b . The big circle indicates the detector field of view, while the little circles represent the individual photons detected from the given source. The vertical line is the calculated apparent path of the source through the detector. The actually recorded photons scatter around this regression line due to the detector's point response function.

3. Data Analysis

3.1. Source detection

A meaningful search for variability is possible only for sufficiently strong sources. For example, a source with 0.1 cts/sec will produce only three expected counts in the longest possible scan with an signal-to-noise ratio (SNR) of less than two. In order to find sufficiently strong sources we proceeded as follows: A source detection was first carried out on the merged survey data with a maximum likelihood algorithm; an X-ray source was accepted for further analysis if it exceeds the threshold of the maximum likelihood value of 15 (which corresponds roughly to 5 sigma). This resulted in about 30 000 point sources for which lightcurves were generated. For the source detection and generation of these lightcurves the EXSAS context within MIDAS (distributed by the European Southern Observatory) was used; for description of the EXSAS environment see Zimmermann et al. (1994).

3.2. Extraction of lightcurves

For the construction of X-ray lightcurves we extracted all photons within a circular region centered on the nominal source position. The correct choice of the size of the extraction region is a nontrivial problem. Clearly, the larger the extraction region the more background is picked up; on the other hand, because of the sensitivity of the point response function with off axis angle, too small an extraction region leads to an unacceptable loss of source photons. Ideally one should work with a "breathing" detect cell that

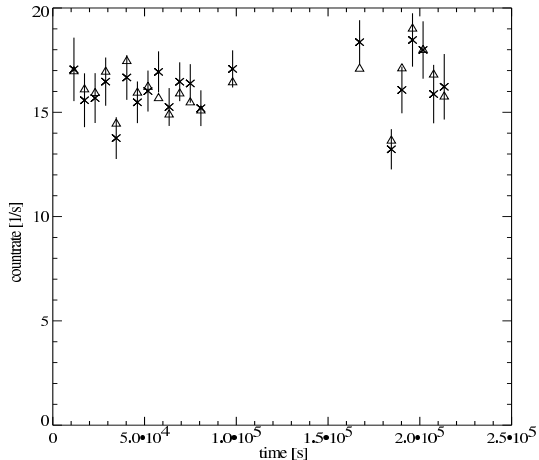


Fig. 2. Comparison between the two extraction methods applied to the strong white dwarf source Sirius B. The crosses with error bars indicate the count rates computed using a fixed radius detect cell large enough to collect more than 99 percent of the source photons. The triangles indicate the values from our adopted two radii method with a correction to account for the full photon flux.

changes its size according to the actual off axis angle, a process computationally a bit cumbersome. Since meaningful results are expected to emerge only from stronger sources, we decided instead to work with two different extraction radii depending on the scan impact parameter b , one for the central scans with middle values of b and one for the non-central scans with larger and smaller values of b . The detect cell sizes were determined in such a way that 90 % of the source photons must be collected; the resulting lightcurves were then corrected for the missing source photons.

We tested this method using four strong sources, i. e. Capella, Algol and the white dwarfs Sirius B and HZ 43; especially the latter two sources are expected to be constant. All of these sources are so strong that one can choose a fixed radius which collects on average more than 99 percent of the source photons while the background level is negligible. A comparison of the lightcurves generated with the two methods resulted in differences at a level of about 5 percent (see Fig 2). Since the variability effects that can be meaningfully searched for in the RASS data are much larger we conclude that our method is acceptable and does not introduce any artificial variability. Also note that scan to scan variations of up to 20 % can occur for presumably constant sources; any variability below that level may therefore be spurious.

For the generation of the lightcurves we used the EXSAS procedure `create/accepted`, which computes the exposure time per scan from the known scan speed and the average photon impact parameter b of the scan. Since for many scans there are only a few photons defining the scan path on the detector plane, this method is not very exact. To improve the accuracy of the impact parameter the procedure automatically performs a linear fit of b against the

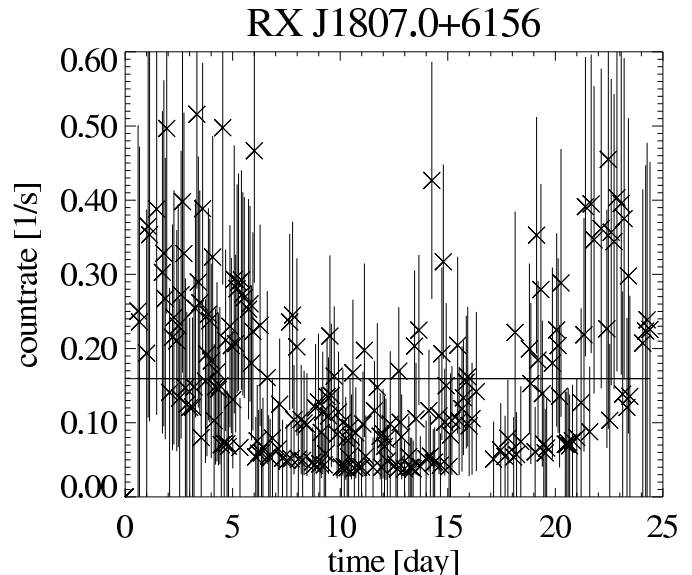


Fig. 3. Example of a RASS lightcurve showing a typical curvature with the count rate rising towards both start and end of the observations; note that scans with zero counts and zero exposures are not included.

average photon arrival time T of each scan. The relation between b and T is theoretically an arc of a sinusoid, but a straight line approximation is good enough for all sources with a distance of more than 2 degrees from the ecliptic poles. In the immediate vicinity of the ecliptic poles the approximation of a straight line breaks down, because the sources are detected in every scan. Hence the center position of the source in each scan is the projection of the circular motion of the source onto the detector and therefore a sinusoid. A second reason led us to excluded these sources from our analysis. All these sources turned out to be very weak and for such sources at a distance of less than about 15 degrees of the ecliptical poles there is another problem illustrated in Fig. 3.

Sources with an average count rate of less than ~ 0.5 photons per second show a typical curvature that increases with decreasing count rate. This curvature is not caused by an incorrect vignetting correction, rather it is due to the survey geometry and the small number counting statistics: The exposure time in the scans near the edge of the detector and therefore at beginning and end of the survey observations is very short. If a single photon or maybe two are detected in one of these scans, the count rate is consequently high. If, on the other hand, no photon is detected, no impact parameter and no data points can be derived with our method. Near the ecliptic poles the impact parameter b changes only slowly from scan to scan thus causing the described curvature of the lightcurves. In principle, the same effect is also present for sources at lower ecliptic latitudes but it does not become apparent because of the rapid change of impact parameter b with increasing scan number. In order to confirm this interpretation we simulated lightcurves where the photons for

each scan were computed assuming a fixed count rate under Poisson noise. For these artificial sources lightcurves were generated showing the same curvature as observed in the ROSAT lightcurves, too. The curvature could be removed by averaging over several scans at the expense of temporal resolution. However, since we have no easy way to distinguish between scans with zero counts and scans with zero exposure we decided not to pursue this matter any further. Unfortunately the lightcurves with curvature turned out to be a major problem for our variability search algorithms, since both spurious flares and periods were recognised by our search algorithms.

3.3. Search for flares

For the search for flares we developed an algorithm combining different tests. Altogether ten tests were applied, and if five give a positive answer then the lightcurve is assumed to be variable. Out of the ten tests seven are empirical and three are statistical ones. The statistical ones are the Kolmogorov-Smirnov test and the χ^2 -test with a double weight. For a description of these two tests see e. g. Press et al. (1992). For the Kolmogorov-Smirnov test a false-alarm probability threshold of 40 percent was used. This high threshold can be used because the KS-test is only one indicator for a flare out of ten. Using a lower threshold makes the KS-test insensitive to minor flares. The χ^2 -test was adapted using

$$\chi^2 = \frac{1}{n} \cdot \sum_{i=1}^n \frac{(\mu - r_i)^2}{e_i^2}$$

with μ being the mean, r_i being the count rate in the i -th scan and e_i being the error of the count rate. If $\chi^2 > 1.8$ then the scan with the largest deviation is searched and excluded. A new χ^2 is computed and the process is iterated until $\chi^2 < 1.5$. If one of the excluded scans has a count rate higher than the mean, then the test is positive. If the excluded scans have all count rates lower than the mean the lightcurve is not thought to be variable since dips can be instrumental. The two thresholds for χ^2 were empirically determined with a testfield. The empirical tests try to identify signatures in the lightcurves which have the typical shape of a flare. Specifically, we searched for a time bin with a count rate three times higher than the median, for four time bins following each other, each higher than the median and each one lower than the prior one.

We tested our search algorithm with simulated lightcurves. First we created constant lightcurves with only Poisson noise imposed and tested the number of lightcurves associated with spurious variability. We realized - not surprisingly - that this kind of error depends on the mean count rate. With a high count rate (10 counts per second) about 4 percent of the simulated lightcurves are classified as variable, while with a low count rate (< 0.3 counts per second) about 0.3 percent is classified as variable despite their constancy. The bent lightcurves we found (see 3.6) were not taken into account in this test.

3.4. Search for periods

The search for periods was performed with the Lomb-Scargle Algorithm (see Press et al. (1992)), that can deal with discrete, unevenly spaced data. The algorithm computes a periodogram, in which the amplitude translates directly into a false-alarm probability of the apparent period. The threshold for the false-alarm probability for variable sources was set to 5 percent. Moreover the found period must not be longer than 95 percent of the lightcurve to be accepted.

3.5. Search for trends

In lightcurves with ecliptic latitude $\beta \gtrsim |60|^\circ$ corresponding to a minimum of four days observation was also searched for trends. The algorithm compared the median of the first quarter of the lightcurve with the median of the last quarter of the lightcurve. If the difference exceeds 30 percent of the median of the whole lightcurve and is at least 0.2 then a trend is assumed.

The sources with ecliptical latitude $\beta \lesssim |60|^\circ$ were not searched for trends since the lightcurves consist of only few scans so that the the median of the lightcurve becomes less robust.

3.6. Revision by eye

The analysis of the lightcurves was performed in two steps. First, all lightcurves with ecliptical latitude $\beta \gtrsim |60|^\circ$ were analysed, then the much shorter ones at lower latitudes. We found it necessary to visually inspect all high latitude lightcurves because of the curvature feature described above. The ill defined background level could produce spurious flares and the curvature in the high latitude lightcurves would produce spurious periods. Therefore spurious variability arising from such curved lightcurves was removed manually. The data quality of lightcurves at low ecliptical latitude turned out to be much better and we did not find it necessary inspect all the lightcurves by eye. The number of variable sources found at both low and high ecliptic latitudes is given in Table 1. Table 1 shows very clearly that at low ecliptic latitudes flares are detected almost exclusively; at high latitude this pattern changes completely, however, we also found it necessary to reject a significant number of sources that probably show only spurious variability.

4. Optical identification of the variable sources

In order to perform a statistical analysis of the variable sources it is necessary to identify them with optical counterparts. For this purpose we used three catalogs, i. e. the SIMBAD database, the USNO-A2.0 catalog and the NED. SIMBAD (Set of Identifications, Measurements, and Bibliography for Astronomical Data) contains names, positions and known properties of 3 063 000 objects outside the solar system that are mainly galactic. The USNO-A2.0

Table 1. Number of variable sources found in the RASS. In brackets the number of sources researched by eye. In the lower part are the numbers of sources which show two types of variability.

number of sources analysed			29970
	$\beta \gtrsim 60 ^\circ$	$\beta \lesssim 60 ^\circ$	total
flares	330 (664)	664	994
periods	85 (887)	60	145
trends	90 (412)	-	90
flares and trends	2		
periods and trends	2		
flares and periods	18		

catalog of the U.S. Naval Observatory contains 526 280 881 stars with positions and brightness in the R and B band. The NED (NASA/IPAC Extragalactic Database) contains names, positions and basic data for about 4 700 000 extragalactic objects.

4.1. Identification with the SIMBAD database

Since we expect mostly stars to show variability (flares and periods) we first tried to identify the detected variable sources with counterparts cataloged in the SIMBAD database. In order to match RASS sources with SIMBAD entries we used a search radius of 1.5 arcmin which significantly exceeds the error circle of 90 % of 30'' determined by Krautter et al. (1999). Despite this rather generous search radius many X-ray sources turned out to have no cataloged SIMBAD counterpart.

4.2. Identification with the USNO-A2.0 catalog

For the sources that remained unidentified with SIMBAD entries or that were only listed as X-ray sources in SIMBAD we tried to find counterparts using the USNO-A2.0 catalog. In order to limit the number of counterparts to a reasonable level we constrained the search radius to 40'', a procedure that left us with at least one candidate object for each source. In order to assess the plausibility of this matching procedure by positional coincidence we estimated the ratio of the X-ray flux to the R band flux and defined a threshold above which the candidate stars were not accepted. The X-ray flux was estimated from mean count rate using the conversion factor $\alpha = 6 \cdot 10^{-12} \frac{\text{erg}}{\text{counts cm}^2}$. The flux $f_\lambda(R)$ in the R band outside the atmosphere was computed from $\log f_\lambda(R) = -0.4m_R - 8.58 + 3$ where m_R is the brightness in the R band; the width of the R band was assumed to be 1000 Å. The value 8.58 applies only for B stars and changes slightly with the spectral class; the exact numbers can be found in (Allen 1973). Note that for O stars the equation is not valid; however, since variability among O-type stars is quite unusual this should hardly matter.

Object class	$\log(\frac{f_x}{f_V})$		$\log(\frac{f_x}{f_V})$		used threshold
	min	max	min	max	
B stars	-3.09	-0.56	-	-	-0.56
A stars	-3.58	-3.41	-4.59	-3.78	-3.41
F stars	-4.19	-1.92	-4.82	-1.97	-1.92
G stars	-4.37	-1.84	-5.52	-0.80	-0.80
K stars	-3.52	-0.10	-4.57	+0.20	+0.20
M stars	-1.99	+1.30	-4.41	-0.14	-0.14

Table 2. At the left are shown the limits of the X-ray to V band flux ratio found in the identified sample. In the middle the same for the sample Krautter et al. (1999) used. At the right the used threshold for the R band.

In order to define sensitive thresholds we used typical maximal values of this ratio known in the V band from Krautter et al. (1999) and of our own sample that was identified with SIMBAD. In our own sample we find a tendency to higher values for both the lower and the upper limits of the ratio which we ascribe to flares in this sample that increment the X-ray flux. The determined values of the ratio in the V band as well as the used threshold in the R band are listed in Table 2.

Using these threshold values out of 436 X-ray sources not cataloged as SIMBAD entry 183 X-ray sources ended up with exactly one acceptable object within the search radius while 149 objects had no acceptable entry within the search radius. In all other cases more than one acceptable star was found in the search radius so no unique (positional) identification can be performed.

4.3. Uncataloged objects

Since the number of objects with no stellar counterpart in the USNO catalog is quite high these objects must either be very active in the X-ray band or very faint in the R band or they are no stars at all. In order test this hypothesis we used the NED data base. For the 149 objects without stellar identification we could identify 15 with galaxies and 4 with quasars listed in the NED data base but not in SIMBAD; the remaining 130 sources are still unidentified. We suggest that these are likely to be stars for the most part due to two reasons. First there are stellar counterparts for all sources found in the USNO-A2.0 catalog without applying the threshold ratio of the X-ray to visual flux. Taking into account that most of the unidentified objects show flares the threshold is presumably too low and therefore the stellar content of the sample is underestimated. The second reason is implied by the lightcurves themselves: Many of the unidentified sources do in fact show typical stellar flare lightcurves as shown in Fig 4; it would be a conspiracy of nature if the counterparts were not stars.

In Table 3 we give a summary of the identifications obtained from the SIMBAD, USNO-A2.0 and NED data bases. The variable objects are distinguished according to their stellar types as well as to the type of variability

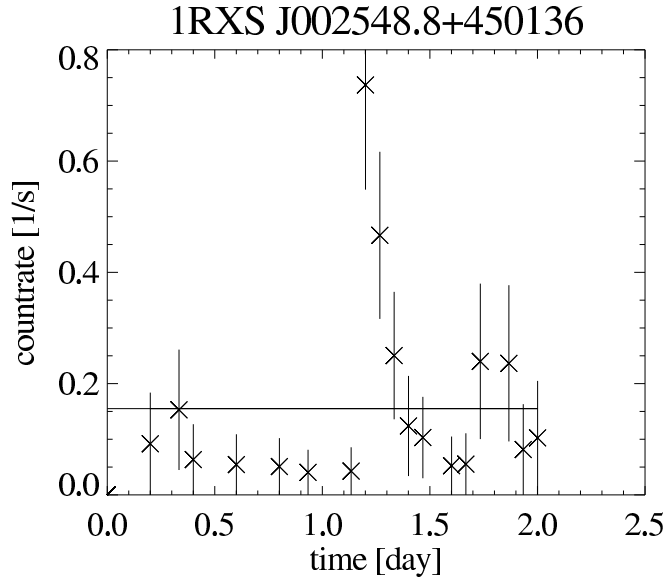


Fig. 4. Example of a typical lightcurve of an optical not cataloged source. Note that strong flare with its sudden rising and long lasting decay strongly suggesting a stellar nature of this event.

found; note that several types of variability can be found for the same lightcurve. The quoted percentages refer to the percentage of the respective source class among all the variable sources. As is obvious from Table 3, late-type stars are responsible for the largest portion of the variable source population; about 10 % of the variable sources are of extragalactic origin.

A list of all ROSAT all-sky survey variable sources is given in Table 7, available at the CDS, where we list the name, position, type and the luminosity (if known) of the objects. Furthermore there are variability flags given showing which sort of variability was found. The flags indicate the following: fa - flare automatically found, f - flare, pa - period automatically found, p - period, ta - trend automatically found, t - trend.

4.4. Unexpected identifications

X-ray variability among late-type stars does not come unexpectedly. However, there are some variable objects found in classes that are not expected to show any variability at all. The former are the classes SNR and WD, the latter are the classes of stars with spectral type O, B and possibly A. A closer inspection of the individual sources shows the two O-stars to be high mass X-ray binaries (HMXB) as well as 4 of the B-stars (and one of the WDs); the specific sources are V779 Cen, 4U 2206+54 (O-stars), V662 Cas, LMC X-3, GP Vel, 2A 0116-737 (B-stars) and Her X-1 (WD). Further, two of the B-stars are double or multiple stars, namely CCDM J20016+7027AB and HD 5394, while 5 of the A-stars are eclipsing binaries of Algol type (HD 18022, HD 139319, HD 153345, V752 Sqr, HZ Dra). Some of the A-stars are identified using only the USNO-A2.0 catalog and the threshold for the

Object class	total	flares	periods	trends
Sy1	60 (5.0)	44	6	12
Sy2	3 (0.2)	0	1	2
AGN	36 (3.0)	24	5	7
Gal	19 (1.6)	10	3	6
LXB	8 (0.7)	7	0	1
SNR	2 (0.2)	1	0	1
WD	13 (1.1)	9	5	1
O	2 (0.2)	2	0	0
B	9 (0.7)	8	2	1
A	12 (1.0)	10	2	0
F	45 (3.7)	40	3	2
G	95 (7.9)	77	13	7
K	239 (19.8)	205	27	10
M	137 (11.3)	134	2	1
star	215 (17.8)	191	22	9
not uniquely identified	173 (14.3)	144	22	8
not id with cataloged obj	139 (11.5)	88	32	22
total	1207	994	145	90

Table 3. The identification of the variable sources. Given are the numbers of objects of each object type for the different kinds of variability. In brackets is shown the percentage. AGN is active galactic nuclei, LXB is low mass X-ray binary, SNR is supernova remnant, WD is white dwarf. The sources in the category 'not identified with cataloged objects' are mainly identified with X-ray sources, with some minor identification of infrared and radio sources. The objects in the category 'stars' are stars from the SIMBAD database with unknown spectral type and stars from the USNO catalog where more than one star with a sensible X-ray to optical flux ratio was found. The sources not uniquely identified with SIMBAD are found in the category 'not uniquely identified'.

X-ray to optical flux ratio; the spectral type is therefore quite uncertain. The other early-type stellar sources are X-ray sources listed in the SIMBAD database (HD 21364 and HD 33904 are B-type stars, HD 43940 and HD 116160 are A-type stars, the nova-like star is the CV BL Hyi)

All of the variable SNRs (SNR 021.0+63.0, SNR 0519-69.0 and SNR 0525-66.0) and some of the WDs have high count rates and therefore a relatively wide dispersion in the data which can trick especially the flare search algorithm (cf., Fig. 2). The four WDs for which periods have been found will be discussed below. One WD has an M-type companion (IN CMa), two others (WD 0809-728 and WD 1648+407) show small and rather long term variability that cannot be explained by high count rates or known physical properties. Out of these two WD 1648+407 is suspected to be a binary (Green et al. 2000), but this needs confirmation. We checked for stellar counterparts of these objects in the USNO-A2.0 catalog. A search with

Object class	Number	Remarks
O-stars	2	2 HMXBs
B-stars	9	4 HMXBs 2 variable X-ray sources 2 double star
A-stars	12	1 SNR (high count rate) 5 eclipsing binaries 1 Novastar 4 with USNO identified 2 known X-ray sources
SNR	2	2 high count rate
WD	13	5 high count rate 1 HMXB 4 periods (discussed later) 1 binary 2 possible misidentifications (see text)

Table 4. Remarks on the objects for some peculiar classes.

a 1.5 arcmin radius revealed in both cases nearby red stars, so these two white dwarfs might be misidentifications. Remarks on these objects can be found in Tab 4. In addition to these object classes there are three objects for which in SIMBAD only galaxy clusters or groups are found as possible counterparts. On the other hand, the X-ray lightcurves of at least two of these three objects show flares and look in fact quite stellar. It was confirmed with the USNO-A2.0 catalog that there are possible stellar counterparts for these objects. We therefore placed these three objects in the category 'not uniquely identified'.

5. Some examples of variability

In addition to the statistical analysis of the variable sources we present some highlights of variability detected in the RASS data; because of our specific interest in stars and the broad variety of variable X-ray sources this selection is subjective by necessity. We focus on objects where the detection of variability is mostly due to the long observation times of the RASS, i.e., variability that would have probably remained undiscovered in (shorter) pointed data.

Note: The solid line in all the lightcurve plots indicate the mean count rate.

5.1. New X-ray flare stars

Many X-ray flares were detected on objects that could either not be identified with optical counterparts or could only be identified with stars listed in the USNO-A2.0 catalog. Both groups contain objects that show long duration flares with both the flare onset and the whole decay observed as well as objects that show sporadic short flares with very high apparent fluxes. Some of these short duration events were already found by Greiner et al. (1999) in their search for γ -ray bursts, but due to their decision of studying only objects with a count rate consistent with zero before and after the flare they in fact missed many

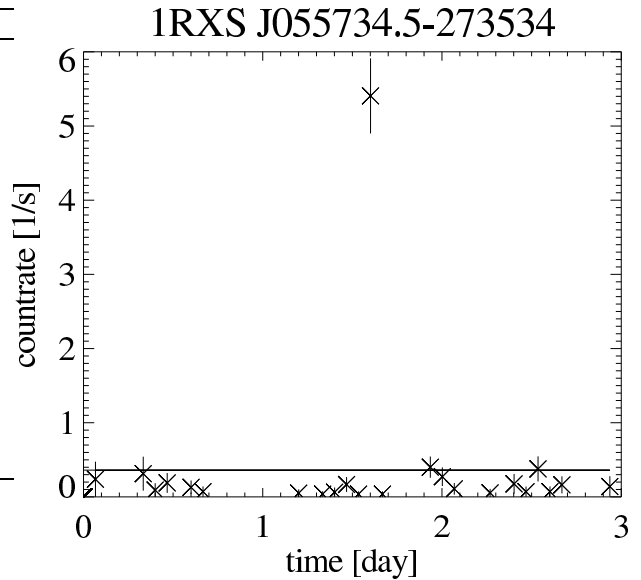


Fig. 5. The RASS lightcurve for 1RXS J055734.5-273534 with a short duration flare detected only in one single scan. Note the enormous peak X-ray flux of this event.

actual flares (albeit no γ -ray bursters). These short flares are often significantly detected only in one time bin with possibly more than one hundred photons in this bin. An example for such an event on an essentially anonymous object without identification in the USNO-A2.0 catalog is shown in Fig. 5. The quiescent count rate is about 0.1-0.2 counts/sec rising to more than 5 counts/sec in the scan covering the flare. From the available data it is not possible to tell whether the data point is in the flare rise, peak or decay. The two scans following the flare are somewhat elevated, so that this event could also be interpreted as along duration flare, but these count rate enhancements are not significant.

There are more such outstanding flare events detected only in one scan, but even more interesting are the newly detected long duration flares. Some of these belong to previously known flare stars. In Fig. 6 we present the RASS lightcurve of the nearby (optical) flare star GJ 3305. This star was observed twice during the RASS, the first time in the beginning of the all-sky survey showing no significant variability, and second time at the end of the all-sky survey showing this spectacular flare. Note that the flare decay lasts about one day and produces yet another example of a long-duration flare on M-type stars.

We fitted the lightcurve of this flare with an exponential function

$$c(t) = A_0 e^{-\frac{t}{\tau}} + B \quad (2)$$

where $c(t)$ is the count rate as function of time t , B the quiescent background count rate, τ the flare decay time and A_0 the count rate at flare peak. The parameters τ and A_0 determine the radiated flare energy, which is given by

$$E = A_0 \tau \alpha \cdot 4\pi R^2 \quad (3)$$

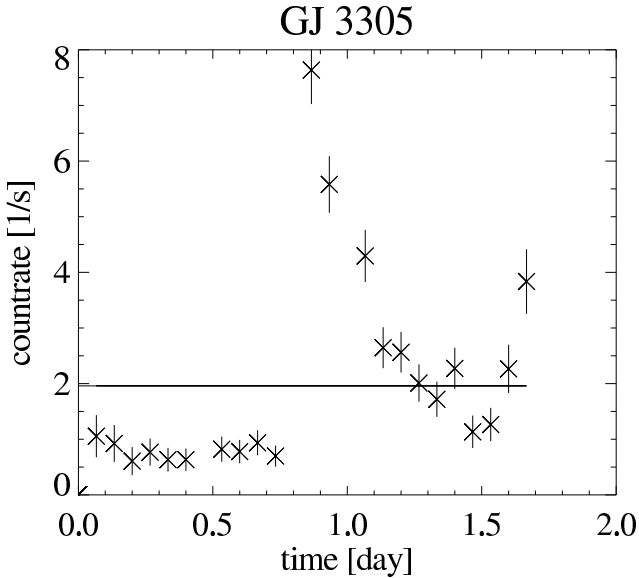


Fig. 6. The lightcurve of GJ 3305. The long duration flare is fully observed including both onset and the whole decay. Since the distance towards GJ 3305 is known, the energetics of the flare can be calculated (cf. text for details).

where R is the distance of the star and α the above mentioned conversion factor. The two parameter A_0 and τ were fitted while the background B was fixed to the median. From the best fit parameters $A_0 = 7.4 \pm 1.1$ and $\tau = 27633 \pm 8205$ and using the distance of 15.2 pc (Jahreiss et al. 1998) we find a total released energy of $3.4 \cdot 10^{34}$ erg. This number exceeds the typically quoted soft X-ray energy releases of the largest solar flares by more than two orders of magnitude, but compares well to other flares observed on M-type stars, for example the long-duration flare on EV Lac described by Schmitt (1994).

In addition to flares from previously known flare stars we report the detection of long duration flares on previously unknown flare stars with counterparts only in the USNO-A2.0 catalog. The lightcurves of two such objects are shown in Fig. 7 and Fig 8.

5.2. Periodic variability

Periodic variability was found for a substantial number of X-ray sources belonging to different source classes. In addition to periodic variability in short-period binary systems like RS CVns or CVs, we also find periodic variability in sources where such variability is uncommon and hard to understand. We specifically report periodic variability for the galaxy RBS 1490 and for four white dwarfs detected in our survey. While periodic variability among active galaxies is rare and unusual, quite number of the X-ray emitting WDs appear to be periodic. The four WDs in question are all previously known white dwarfs and all are very soft X-ray sources as expected for white dwarfs, therefore a misidentification is unlikely. The results of our period searches for white dwarfs are given in

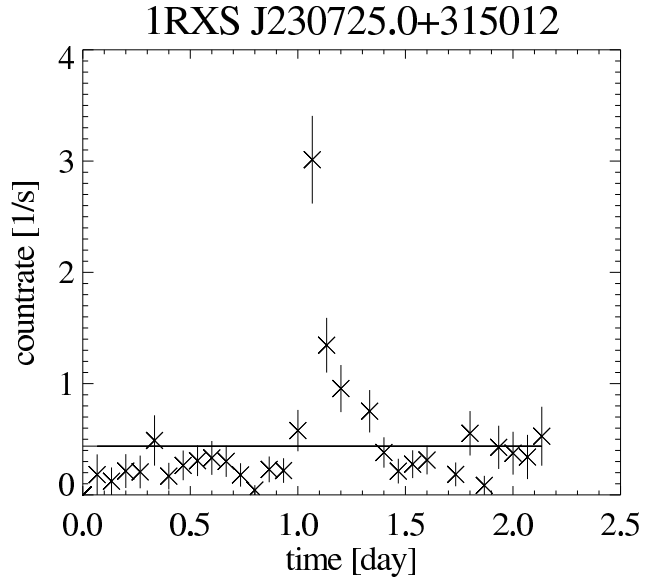


Fig. 7. The RASS lightcurve of an anonymous star. It is tentatively identified with a K star listed in the USNO-A2.0 catalog.

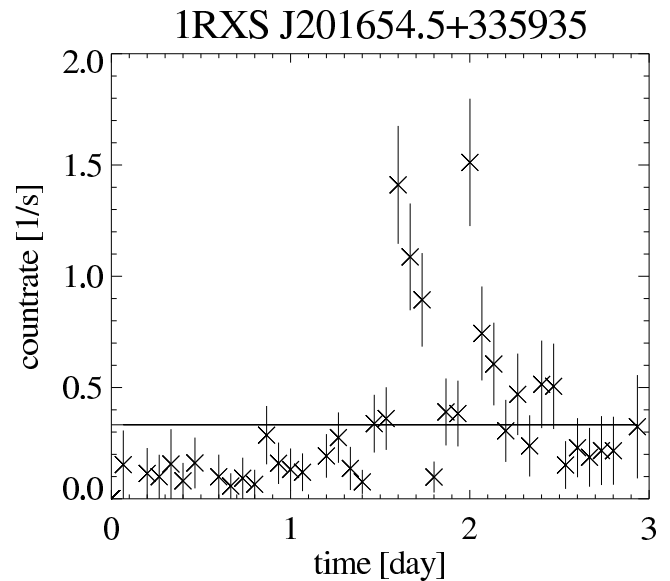


Fig. 8. The RASS lightcurve of an anonymous star. It is not identified uniquely in the USNO-A2.0 catalog. Note the multiple flare event which is quite typical for stellar sources.

Table 5; the error of the period is computed from the estimated FWHM of the peak in the periodogram. Below we discuss the sources individually.

5.2.1. The active binary CF Tuc

CF Tuc (HD 5303) is a partially eclipsing RSCVn system whose components are of spectral type G0IV and K4IV (Coates et al. 1983). For this system an orbital period of 2.798 day is known from UVB photometry (Budding 1985), the rotation of the two system compo-

Name	Period [h]	fap
WD 1057+719	25.3 ± 6.3	2.1
GD 394	26.8 ± 3.0	1.2
FBS 1500+752	11.6 ± 0.3	4.3
1ES 1631+78.1	69.4 ± 8.3	4.4

Table 5. Designations of the four periodically variable WDs, the RASS determined periods and the false-alarm probability (fap) in percent.

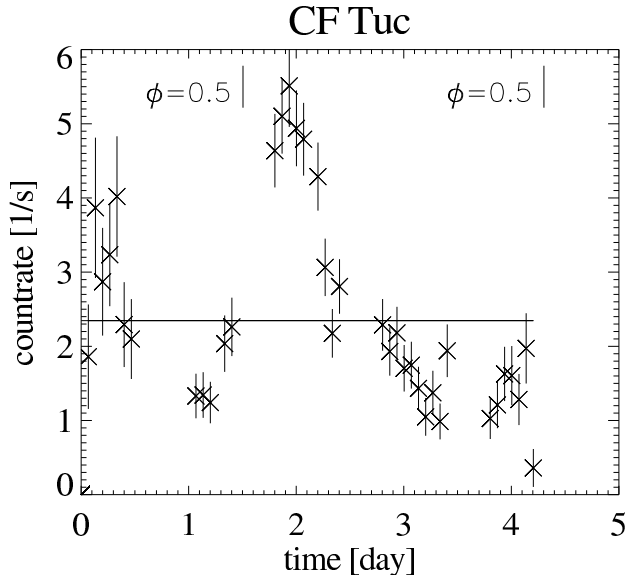


Fig. 9. RASS lightcurve of the active binary CF Tuc.

nents is synchronised with the orbital period. The RASS X-ray lightcurve of CF Tuc is shown in Fig. 9; its high degree of variability is self-evident. Our X-ray period of 2.7 ± 0.8 days is in full agreement with the optically determined period. In Fig. 9 we also marked the times of optical secondary minimum as computed from the ephemeris $\text{HJD } 2444555.009 + 2.7977672d \times E$ (Kürster & Schmitt 1996). Clearly, the X-ray minima do not coincide with any optical minimum. Alternatively, the RASS lightcurve of CF Tuc can also be interpreted as a long duration flare with a duration length close to the optical period; while this appears to be a strange coincidence, CF Tuc is known to be capable of producing even much longer flares (cf., (Kürster & Schmitt 1996))

5.2.2. The cataclysmic variable EU UMa

The RASS lightcurve of the cataclysmic variable of AM Her type EU UMa is in Fig. 10. One clearly sees a period of roughly one day (24.9 hours), which is much larger than periods typically found for CVs and specifically the EU UMa system period of 90.144 minutes (Ritter & Kolb 1998). Following (Mittaz et al. 1992), who present the ROSAT-WFC survey data for this source, we interpret the observed period P_{obs} as a result of folding the satellite period of $P_{obs} = 96.2$ min with the binary period P_{bin} ac-

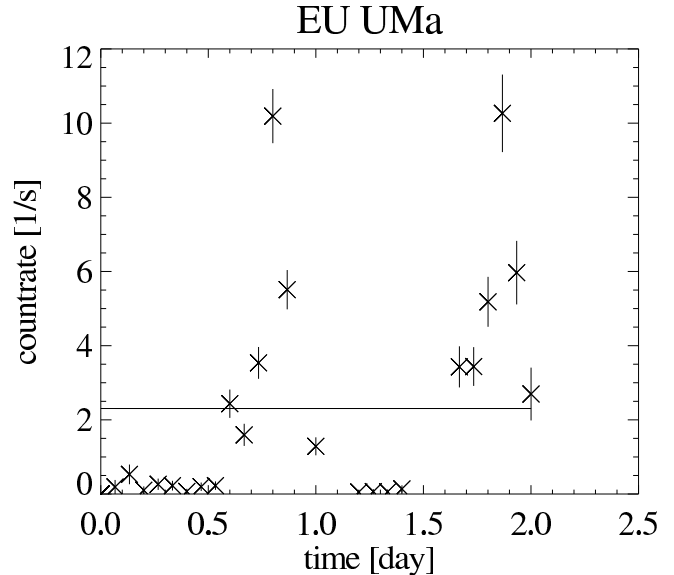


Fig. 10. RASS lightcurve of the cataclysmic variable EU UMa.

Position	spectral type	$\log(\frac{I_x}{f_V})$
15 22 17.376 +16 48 28.39	A	0.39
15 22 15.519 +16 48 25.98	K	0.65
15 22 15.092 +16 49 16.63	F	1.72
15 22 13.462 +16 49 01.42	A	0.59

Table 6. Positions (R.A. and δ (epoch 2000)) and optical to X-ray flux ratios for the four USNO stars in the vicinity of the source RBS1490.

ording to the rule $P_{bin}^{-1} = P_{sat}^{-1} \pm P_{obs}^{-1}$ with P_{sat} . Taking this aliasing into account, the ROSAT survey data result in a binary period of 90.36 minutes, consistent with the WFC and optical data of EU UMa.

5.2.3. The galaxy RBS 1490

Another peculiar case of a RASS lightcurve is the case of the galaxy RBS 1490, which shows a period of 12.2 hours; the lightcurve is shown in Fig. 11. Since the variability amplitude is very high (more a factor of 5 variations from peak to peak) the period is extremely significant, on the other hand, such a temporal behaviour is not expected even for a Seyfert 1 galaxy. Therefore we checked for the presence of stars in the USNO-A2.0 catalog and found four stars in an area within a 1.5 arcmin search radius around the X-ray position. All of those stars have too high a ratio of their X-ray to visual fluxes and we thus reject those stars as possible counterparts. We provide the positions and provisional spectral types of those stars in Table 6 for further investigation and conclude that at present no satisfactory explanation for the RASS lightcurve of RBS 1490 can be given.

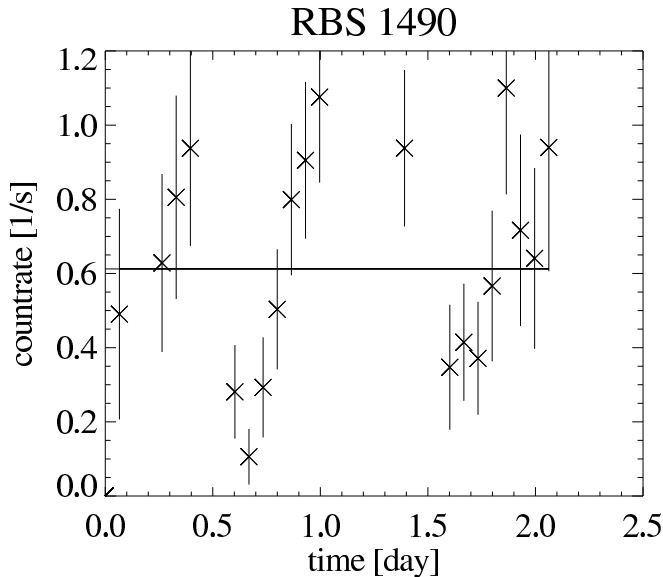


Fig. 11. RASS lightcurve of the galaxy RBS 1490.

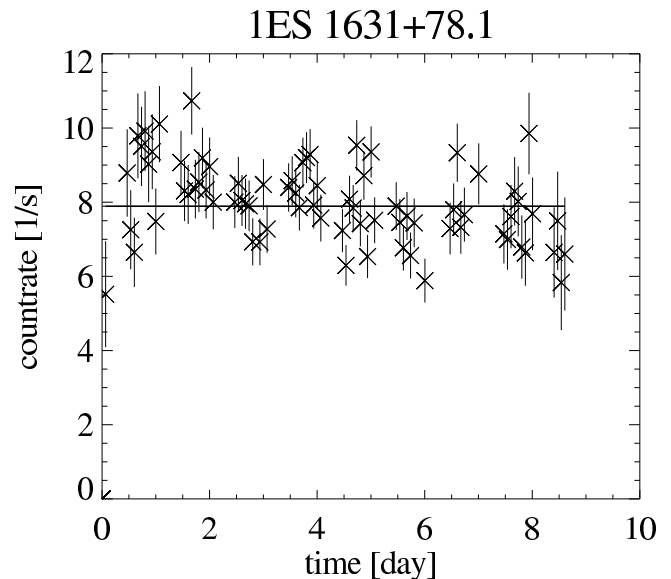


Fig. 12. RASS lightcurve of the white dwarf 1ES 1631+78.1.

5.2.4. The white dwarf 1ES 1631+78.1

The white dwarf 1ES 1631+78.1 is known to be a double system with the binary being a dM4 (Catalan et al. 1995). The period found from the RASS data is 69.4 ± 8.3 hours with a false-alarm probability of 4.4 percent. This white dwarf (“meaty”) was used as calibration source for the Wide Field Camera (WFC) observing in the extreme ultraviolet region during the ROSAT mission. Besides a couple of short pointed exposures there is also a 36 msec calibration exposure of this source. Unfortunately there is a data gap in this exposure and the duration of the gap corresponds roughly to the found period. No periodic variability is found in this lightcurve, but the length of the data gap prevents us from ruling out the 69.4 hr period found in the survey data.

5.2.5. The white dwarf GD 394

The lightcurve of GD 394 is shown in Fig. 13; the period of 26.8 hours is found with a false alarm probability of 1.2 %. The white dwarf GD 394 is also known to be variable in the EUV although it seems to be single (Dupuis et al. 2000). Analysing data from the EUVE satellite Dupuis et al. found a period of 1.150 ± 0.003 days, in perfect agreement with the period of 1.1 ± 0.1 days we found in the RASS data. Dupuis et al. interpret this period with a dark spot on the surface of the WD. They discuss two possible mechanisms that could produce such a spot: First, a magnetic field and asymmetric accretion of material along this field and second a comet may have been accreted. Since the data reported by Dupuis et al. were taken in 1995 and the RASS data were taken in 1990, we conclude that the spot has to be a persistent feature with a life time of at least 5 years which argues against interpretations invoking transient events.

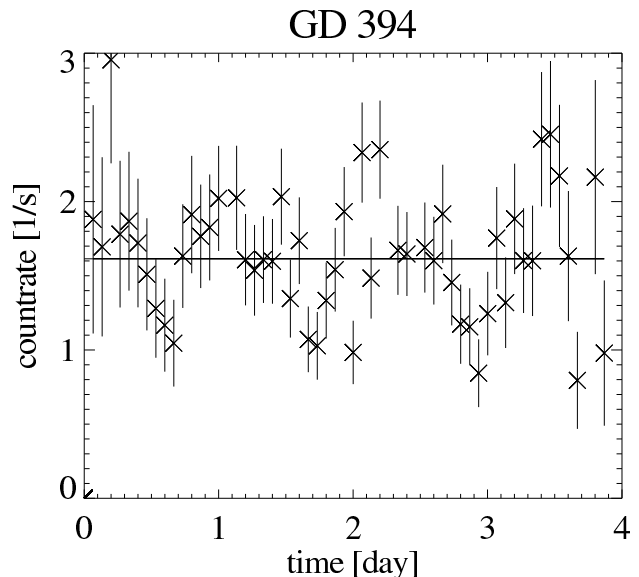


Fig. 13. RASS lightcurve of the white dwarf GD 394.

5.2.6. The white dwarf WD 1057+719

Another periodically variable white dwarf is WD 1057+719; its lightcurve and period (25.3 ± 6.3 hours) are strongly reminiscent of GD 394; its lightcurve is shown in Fig. 14. Like GD 394 WD 1057+719 seems to be single since Green et al. (2000) and we suggest it to be an analog to GD 394.

5.2.7. The white dwarf FBS 1500+752

Very little is known about the object FBS 1500+752. It is cataloged as a white dwarf in SIMBAD but no further information is available. We verified that the source is supersoft. The lightcurve of this object can be seen in Fig.

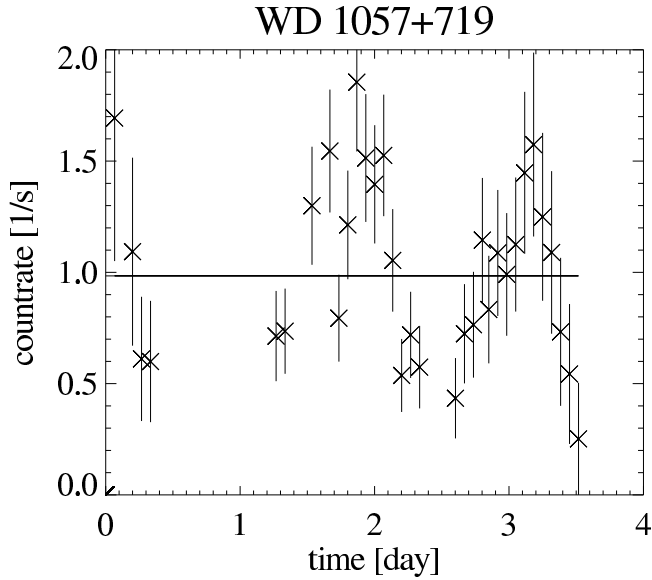


Fig. 14. RASS lightcurve of the white dwarf WD1057+719.

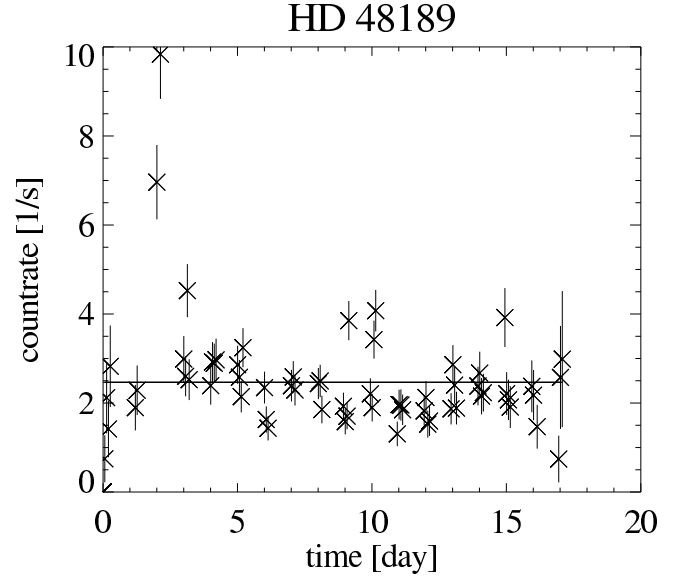


Fig. 16. Lightcurve of HD 48189. Apparently there is a flare and a period in the lightcurve.

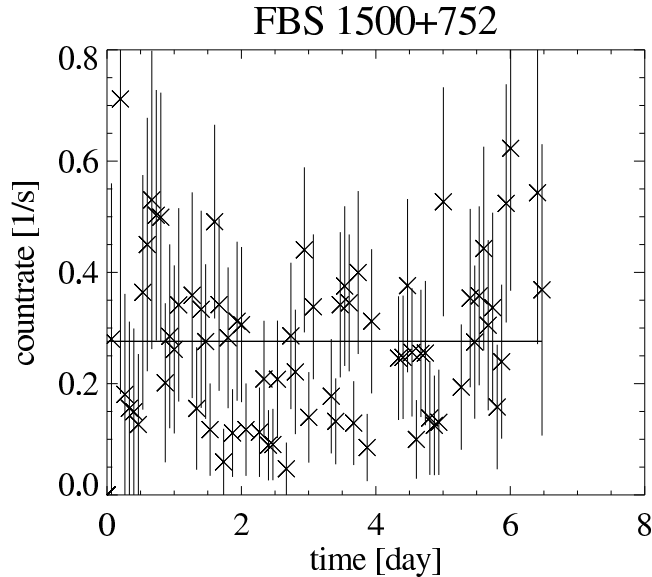


Fig. 15. RASS lightcurve of the white dwarf FBS 1500+752.

15. Our period search resulted in a period of 11.6 hours with a false alarm probability of 4 %. Of the four white dwarfs with periodic variability, FBS 1500+752 is by far the weakest and the lightcurve is quite noisy, but definitely variable. Further observations are clearly needed to confirm the variability found in the RASS data.

5.2.8. Periods not found: The case of HD48189

Our period search algorithm has problems finding periods in lightcurves contaminated with flares or dips. Consider the the case of HD 48189, whose lightcurve is shown in Fig. 16. HD 48189 is a relatively nearby (its HIPPARCOS parallax corresponds to a distance of 22 pc) visual binary

with a lithium content and high X-ray luminosity ($\log L_X = 10^{29.8}$ erg/sec). Both properties indicate youth. The X-ray lightcurve of HD 48189 is characterised by two episodes of flaring which is not unexpected for alike stars. Somewhat unusually, there also is an underlying sinusoidal variation with a period of about 12.5 days in the data. This period is not found by our algorithm with the full data set, however, once the flares are manually removed, the period does show up significantly. Of course, such a procedure is - strictly speaking - not legitimate; nevertheless, it is very attractive to interpret the 12.5 day period as the rotation period of HD 48189. However, Wichmann et al. (2002) determined a $v \sin(i)$ value of 17.0 km/sec from a high-resolution spectrum of HD 48189. Assuming a solar radius for HD 48189 we deduce a maximum period of 3 days in conflict with the measured X-ray period of 12.5 days. We thus conclude that the X-ray period does not reflect the rotation period of HD 48189. We note in passing that the spectrum obtained by Wichmann et al. (2002) (available under web site <http://www.hs.uni-hamburg.de/DE/For/Gal/Xgroup/projekte.html> under topic young stars) does not show any evidence for binarity of HD 48189.

5.3. Long term trends in active galactic nuclei

Two galaxies with long trends were detected that would not have been found in considerably shorter observations. One is the Seyfert I galaxy RBS 1660 with a lightcurve covering about 7 days (see Fig. 17); its X-ray flux first decreases for about three days, after the minimum it exhibits even shorter time-scale variability with a sharp increase by a factor of 2. The other object is the well known BL Lac 1E1757.7+7034 with lightcurve spanning 29 days shown in Fig. 18. For 1E1757.7+7034 the X-ray flux stayed

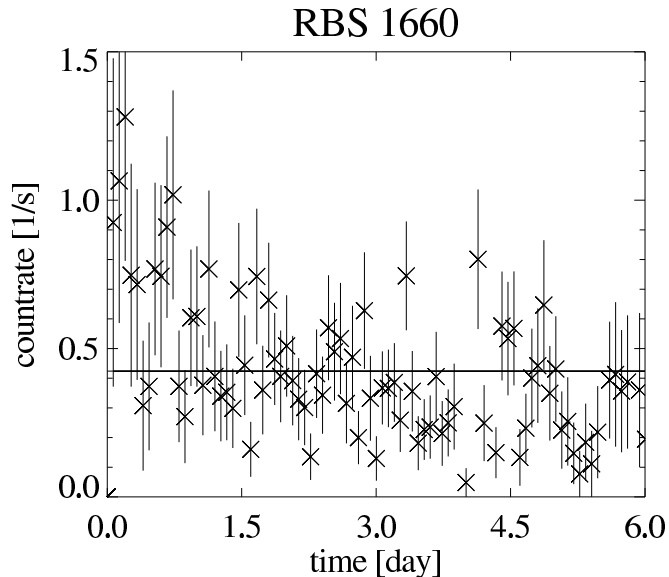


Fig. 17. The RASS lightcurve of the Seyfert 1 galaxy showing besides minor short term variability a long term weak trend.

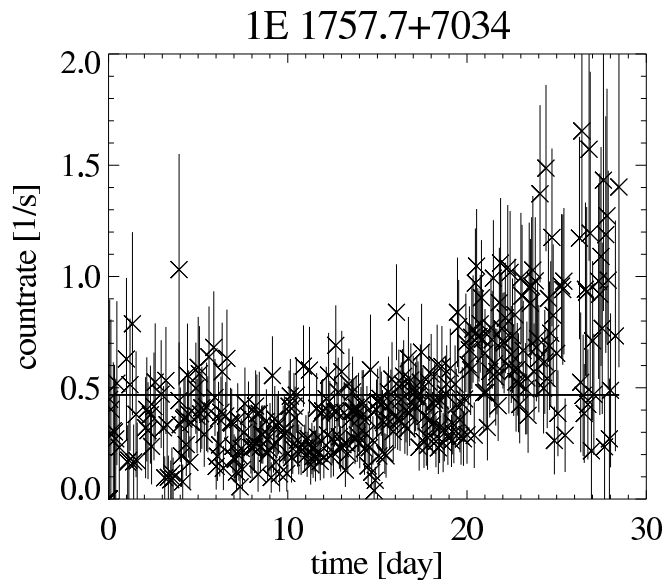


Fig. 18. The RASS lightcurve of the BL Lac showing a long term trend 1E1757.7+7034 with an increase in count rate of a factor of ≈ 3 over twenty days.

constant for about 2 weeks, after that it starts a more or less monotonic increase over the rest of the all-sky survey observations; 1E 1757.7+7034 is known to show intraday variability in the optical (Heidt & Wagner 1998) as well, but no X-ray variability has been reported so far.

6. Discussion and conclusions

Our study revealed widespread variability among the X-ray sources detected in the RASS data. Stellar sources account for the largest portion of the variable source population. Among the stellar sources we found different types

of variability: High mass X-ray binaries with a high degree of well studied variability but also flare stars, T Tauri stars or cataclysmic variables. Unexpected variability behavior was, however, also found: Some active galactic nuclei showed a decrease or increase in their count rate persisting throughout a couple of days. Further, we found four white dwarfs showing periodical changes in their lightcurves at high confidence levels. One of these white dwarfs is known as a double system, a second one has been very little studied so far, while the remaining two white dwarfs seem to be single; the mechanism(s) producing a periodic modulation of the X-ray flux of single white dwarfs can only be speculated upon.

Clearly the generous search radius used for our SIMBAD identifications could introduce a bias toward galactic sources since SIMBAD contains more galactic than extragalactic entries. In order to assess this possible bias we checked a random sample of stars being identified with the help of SIMBAD for extragalactic counterparts in the NED applying the same 1.5 arcmin search radius we used for SIMBAD identifications. We found that for at most 15 percent of the SIMBAD identifications an alternative NED identification could be made on positional grounds. However, since the probability for a variable X-ray source being a star is very high we conclude that the number of incorrect identifications of our variable X-ray sources must be small.

Interestingly and to us surprisingly, many of the variable X-ray could not be identified with SIMBAD cataloged sources; these sources had therefore not been identified as “interesting” (from their variability behavior) so far. To overcome this problem we attempted to identify these X-ray sources unknown to SIMBAD with stars from the USNO-A2.0 catalog using sensible thresholds for the X-ray to visual flux ratio. The main problem with this approach is the optimal choice of the threshold. We applied a very conservative threshold with the consequence that especially for flaring M-stars it is likely that the stellar content of the unidentified sample is underestimated.

The mean magnitude of those stars identified with USNO catalog entries is about 16 mag in the B-band and about 14 mag in the R-band. Other than their apparent luminosity very little is known about those faint stars, in particular there is no information on distances either from parallaxes or from spectroscopy; this is unfortunate because it prevents us from accurately assessing the energetics of the observed flares. The peak fluxes of some of the detected flares suggest very high energies, but distances are needed to confirm this suspicion. For some of the brighter stars HIPPARCHOS parallaxes are known. For those stars we computed the flare energy release from the fitted flare decay lightcurves and found energy releases between 10^{33} and 10^{35} erg. Forthcoming astrometric missions like DIVA or GAIA will provide distances for many of the stars identified with USNO entries, eventually allowing to compute the released energies.

An Aitoff projection of the flare X-ray sources in ecliptical coordinates supports the view that most of these

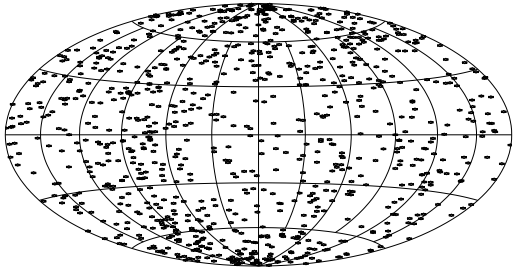


Fig. 19. Aitoff projection of the flare sources on the sky drawn in ecliptical coordinates; note the concentration towards the poles of the ecliptic which can be ascribed to the RASS survey geometry.

sources are nearby stars (cf., Fig. 19). The surface distribution is relatively uniform with an increase of sources towards the ecliptical poles. This is obviously a selection effect: Since the observation times increase for sources near the ecliptical poles, the chance for finding variability increases as well.

A natural question arising with these faint sources is their nature and age. Since these stars are quite active as evidenced by their strong flares we suspect them to be also rather young, yet no obvious clustering of the flare sources (e.g. in open clusters, star forming regions etc.) is observed (cf., Fig. 19). Apparently these stars are field stars of a young, but otherwise unspecified age. Possibly they represent the lower mass extension of the young field star population studied by Wichmann et al. (2002).

In addition to many flares on hitherto unrecognized flare stars we also find periodical variability on some stars. In a few cases these periods can be traced back to the binary periods in known binary systems. In other systems the periods are new and might be due to rotational modulation caused by active regions on the surface. The periods found range between 10 and 770 hours although we have searched for periods up to 1000 hours; the mean period is about 130 hours which is certainly consistent with the interpretation as rotational modulation. We nevertheless have to state that it is rather difficult to find rotationally modulated signals in the X-ray emission of stars except for known eclipsing systems. Since active stars, which the RASS data is most sensitive to, first, show a lot of intrinsic variability and, second, have active regions which may be predominantly concentrated near the stellar poles, rotationally modulated signals are expected to be weak and washed out by stochastic variability.

Acknowledgements. We have made extensive use of the ROSAT Data Archive of the Max-Planck-Institut für extraterrestrische Physik (MPE) at Garching, Germany. We particularly thank Rainer Gruber at MPE for technical support with EXSAS. This research has made extensive use of the SIMBAD database, operated at CDS, Strasbourg, France. This research has made use of the NASA/IPAC Extragalactic Database (NED) which is operated by the Jet Propulsion Laboratory, California Institute of Technology, under contract with the National Aeronautics and Space Administration. This research

has made use of the USNO-A2.0 catalog using the VizieR search page (Ochsenbein et al. 2000).

References

- Allen, C. W. 1973, University of London - The Athlone Press
- Budding, E. 1985, Informational Bulletin on Variable Stars, 2779, 1
- Catalan, M. S., Sarna, M. J., Jomaron, C. M., & Connon Smith, R. 1995, MNRAS, 275, 153
- Coates, D. W., Halprin, L., Sartori, P. A., & Thompson, K. 1983, MNRAS, 202, 427
- Donley, J. L., Brandt, W. N., Eracleous, M., & Boller, T. 2002, AJ, 124, 1308
- Dupuis, J., Chayer, P., Vennes, S. ., Christian, D. J., & Kruk, J. W. 2000, ApJ, 537, 977
- Green, P. J., Ali, B., & Napiwotzki, R. 2000, ApJ, 540, 992
- Greiner, J., Voges, W., Boller, T., & Hartmann, D. 1999, A&A, 138, 441
- Grupe, D., Thomas, H.-C., & Beuermann, K. 2001, A&A, 367, 470
- Haisch, B. & Schmitt, J. H. M. M. 1994, ApJ, 426, 716
- Heidt, J. & Wagner, S. J. 1998, A&A, 329, 853
- Jahreiss, H., Wielen, R., & Fuchs, B. 1998, Acta Historica Astronomiae, vol. 3, p. 171-180., 3, 171
- Krautter, J., Zickgraf, F.-J., Appenzeller, I., et al. 1999, A&A, 350, 743
- Kürster, M. & Schmitt, J. H. M. M. 1996, A&A, 311, 211
- Mittaz, J. P. D., Rosen, S. R., Mason, K. O., & Howell, S. B. 1992, MNRAS, 258, 277
- Ochsenbein, F., Bauer, P., & Marcout, J. 2000, A&A, 143, 23
- Press, W. H., Teukolsky, S. A., Vetterling, W. T., & Flannery, B. P. 1992, Cambridge University Press
- Ritter, H. & Kolb, U. 1998, A&AS, 129, 83
- Schmitt, J. H. M. M. 1994, ApJS, 90, 735
- Stelzer, B. & Neuhäuser, R. 2000, A&A, 361, 581
- Wichmann, R., Schmitt, J. H. M. M., & Hubrig, S. 2002, A&A, submitted
- Zimmermann, H. U., Becker, W., Belloni, T., et al. 1994, Max-Planck-Institut für extraterrestrische Physik, 85740 Garching, Germany, EXSAS user's guide, MPE report 257

Table 7: Catalog off variable sources

Num	position in X-ray		flags for variability						type	name	B [mag]	V [mag]	remarks
	α_{2000} [h m s]	δ_{2000} [' '']	f	fa	p	pa	t	ta					
0001	00 10 31.14	+10 58 34.5	1	1	0	0	0	0	Sy1	QSO B0007+107	0.0	0.0	
0002	00 11 24.67	-11 28 38.5	1	1	0	0	0	0	star	V*WW Cet	9.3	9.3	dwarf nova
0003	00 12 34.60	-04 16 30.1	0	0	1	1	0	0	starU	1RXS J001234.8-041633	0.0	0.0	
0004	00 13 09.50	+05 35 53.7	1	1	0	0	0	0	K4V	V*D V Psc	11.79	10.59	eclbinary
0005	00 13 55.33	-74 41 23.8	1	1	0	0	0	0	G6V	HD987	0.0	0.0	double*
0006	00 15 04.18	-72 50 28.9	1	1	0	0	0	0	M2V	EXO 001239-7307.3	0.0	0.0	flare*
0007	00 18 21.34	+30 57 20.6	1	1	0	0	0	0	G5	HD1405	9.6	8.6	RSCVn
0008	00 19 15.27	+07 48 20.7	1	1	0	0	0	0	M U	1RXS J001915.4+074816	0.0	0.0	
0009	00 20 10.69	+01 33 04.7	1	1	0	0	0	0	star	RBS44	0.0	0.0	
0010	00 21 23.26	+33 42 32.3	0	0	1	1	0	0	starU	1RXS J002123.2+334236	0.0	0.0	
0011	00 21 37.46	-46 05 27.6	1	1	0	0	0	0	M3	GJ3029	0.0	12.29	Fl*
0012	00 23 54.30	+60 57 41.3	1	1	0	0	0	0	X	1RXS J002354.0+605743	0.0	0.0	
0013	00 24 05.22	-72 04 57.9	0	0	0	0	1	1	NuID	NuID	0.0	0.0	
0014	00 25 02.18	-45 29 39.2	1	1	0	0	0	0	Sy1	ESO242-8	0.0	16.1	
0015	00 25 08.07	+64 09 55.7	1	1	0	0	0	0	B8	SNR021.0+63.0	0.0	0.0	SNR
0016	00 25 48.90	+45 01 32.6	1	1	0	0	0	0	X	1RXS J002548.8+450136	0.0	0.0	
0017	00 29 32.58	-37 41 31.0	1	1	0	0	0	0	K U	1RXS J002932.6-374133	0.0	0.0	
0018	00 35 09.19	-50 20 10.4	1	1	0	0	0	0	K1III	HD3237	10.82	9.8	
0019	00 35 28.90	+60 31 37.7	1	1	0	0	0	0	starU	1RXS J003528.6+603139	0.0	0.0	
0020	00 38 03.93	+79 03 29.0	1	1	0	0	0	0	NuID	NuID	0.0	0.0	
0021	00 40 31.30	+52 09 03.8	1	1	0	0	0	0	star	1RXS J004031.1+520906	0.0	0.0	
0022	00 41 11.89	+55 23 54.2	1	1	0	0	0	0	K U	1RXS J004111.8+552357	0.0	0.0	
0023	00 47 18.06	-22 45 03.7	1	1	0	0	0	0	K4V	RBS110	12.33	11.27	
0024	00 47 53.02	-32 45 21.3	1	1	0	0	0	0	K	CD-33 302	11.43	10.51	
0025	00 50 29.16	+11 28 58.6	1	1	0	0	0	0	star	1RXS J005029.2+112902	0.0	0.0	
0026	00 50 54.24	-71 09 16.4	0	0	0	0	1	1	F5V	HD5028	7.274	6.85	
0027	00 52 38.18	-18 59 47.1	1	1	0	0	0	0	NuID	NuID	0.0	0.0	
0028	00 53 08.28	-74 39 04.0	1	1	1	1	0	1	G3	V*CF Tuc	8.31	7.6	RSCVn*
0029	00 53 31.39	+85 46 33.7	1	1	0	0	0	0	star	G265-4	15.3	0.0	rotvar*
0030	00 56 04.86	+41 53 18.7	1	1	0	0	0	0	starU	1RXS J005604.8+415319	0.0	0.0	
0031	00 56 42.19	+60 42 59.2	1	1	0	0	0	0	B0IVe	HD5394	2.29	2.39	Be*
0032	00 56 55.94	-75 13 50.1	1	1	0	0	0	1	gal	GSC09142-00531	0.0	0.0	
0033	00 57 15.92	-82 45 27.4	1	1	0	0	0	0	star	1RXS J005718.6-824526	0.0	0.0	
0034	00 57 20.34	-22 22 52.2	1	1	0	0	0	0	Sy1	1AXG J005720-2222	0.0	0.0	
0035	00 58 36.67	+84 22 23.6	1	1	0	0	0	0	K U	1RXS J005834.5+842221	0.0	0.0	
0036	01 02 28.27	+41 01 59.2	1	1	0	0	0	0	star	LP194-16	0.0	14.59	
0037	01 07 05.28	+19 09 04.9	1	1	0	0	0	0	star	GSC01199-00701	10.95	9.94	
0038	01 11 54.39	-75 42 15.5	1	1	0	0	0	0	IR N		0.0	0.0	
0039	01 12 29.74	-16 59 52.2	1	1	0	0	0	0	M4.5	V*YZ Cet	12.8	11.6	Fl*
0040	01 12 40.58	-29 10 40.5	1	1	0	0	0	0	K0III	HD7280	9.68	8.8	double*
0041	01 13 19.68	+58 55 23.2	1	1	0	0	0	0	starU	1RXS J011319.6+585523	0.0	0.0	
0042	01 13 24.51	-63 38 33.0	1	1	0	0	0	0	X	1RXS J011323.2-633831	0.0	0.0	
0043	01 17 06.55	-73 26 35.0	1	1	0	0	0	1	B0	2A 0116-737	13.12	13.3	Pulsar
0044	01 18 00.14	+65 17 31.5	1	1	0	0	0	0	B0.5I	V*V662Cas	0.0	0.0	HMXB
0045	01 18 36.72	-73 25 29.3	0	0	0	0	1	1	G0IV	CCDM J01187-7325AB	10.84	10.19	double*
0046	01 22 10.99	+22 09 05.5	1	1	0	0	0	0	star	G34-23	15.1	0.0	PM*
0047	01 22 50.52	+00 42 45.3	1	1	0	0	0	0	G0	V*BI Cet	9.01	8.29	RSCVn
0048	01 27 57.77	+18 59 24.9	1	1	0	0	0	0	F8	BD+18 193	9.86	9.36	
0049	01 31 17.34	-39 56 45.3	1	1	0	0	0	0	gal N	1RXS J013117.4-395648	0.0	0.0	
0050	01 31 26.09	+36 02 38.7	1	1	0	0	0	0	star	RX J0131.4+3602	0.0	0.0	cataclvar
0051	01 32 40.66	-08 04 09.3	0	0	1	1	0	0	K U	PKS 0130-083	0.0	0.0	
0052	01 32 43.38	-65 54 37.3	1	1	0	0	0	0	star	V*CV Hyi	0.0	20.0	cataclvar
0053	01 32 53.58	+58 36 40.3	1	1	0	0	0	0	NuID	NuID	0.0	0.0	
0054	01 34 26.80	+64 26 47.8	1	1	0	0	0	0	starU	1RXS J013426.8+642651	0.0	0.0	
0055	01 35 00.68	-29 54 34.3	1	1	0	0	0	0	K3V	V*BB Scl	8.05	7.14	Variable
0056	01 35 14.21	-07 12 59.0	1	1	0	0	0	0	NuID	NuID	0.0	0.0	
0057	01 35 23.26	-27 28 10.7	1	1	0	0	0	0	gal N	1RXS J013523.1-272807	0.0	0.0	
0058	01 35 57.28	+23 15 48.1	1	1	0	0	0	0	K	RX J0135.9+2316	0.0	0.0	

Continuation of Table 7

Num	postion in X-ray		flags for variability							type	name	B [mag]	V [mag]	remarks
	α_{2000} [h m s]	δ_{2000} [' '']	f	fa	p	pa	t	ta						
0059	01 38 59.85	-17 57 12.6	1	1	0	0	0	0	M5.5e	V*UV Cet	0.0	0.0	F1*	
0060	01 40 31.97	-66 29 28.7	1	1	0	0	0	0	Sy1	2MASS J0140296-662932	0.0	0.0		
0061	01 40 34.82	-37 47 28.2	0	0	1	1	0	0		NuID	0.0	0.0		
0062	01 40 41.01	-07 58 52.7	1	1	0	0	0	0	bl	RBS231	0.0	0.0		
0063	01 41 01.29	-67 53 33.7	1	1	0	0	0	0	Am	V*BL Hyi	14.9	18.0	Novastar	
0064	01 41 32.66	-15 28 02.0	1	1	0	0	0	0	Sy1	RBS234	0.0	0.0		
0065	01 41 58.82	-43 40 51.6	1	1	0	0	0	0	X	1RXS J014158.8-434055	0.0	0.0		
0066	01 43 45.15	-06 02 41.8	1	1	0	0	0	0	star	BPS CS22962-001	0.0	0.0		
0067	01 46 21.59	-76 41 50.9	0	0	0	0	1	1	X	1RXS J014620.9-764151	0.0	0.0		
0068	01 47 32.40	+34 53 55.1	1	1	0	0	0	0		NuID	0.0	0.0		
0069	01 56 35.40	-23 49 11.0	0	0	1	1	0	0	gal N	1RXS J015635.4-234907	0.0	0.0		
0070	01 57 42.51	-42 34 51.6	0	0	1	1	0	0	QSO	1RXS J015742.8-423456	0.0	0.0		
0071	01 59 12.46	+03 31 07.2	1	1	0	0	0	0	M1	BD+02305	11.9	10.9	F1*	
0072	01 59 59.26	-79 14 12.6	1	1	0	0	0	0	star	GSC 09357-01099	10.82	10.43		
0073	02 01 46.77	+01 17 11.9	1	1	0	0	0	0	star	RBS269	0.0	0.0		
0074	02 03 48.82	+29 59 17.2	1	1	0	0	0	0	M2.5	V*AI Tri	0.0	17.0	cataclvar	
0075	02 04 52.23	-53 46 11.2	1	1	0	0	0	0	K U	1RXS J020452.6-534612	0.0	0.0		
0076	02 05 06.17	+77 16 54.3	1	1	0	0	0	0	F0Vn	HD12230	0.0	0.0	double*	
0077	02 07 10.85	+64 17 11.9	1	1	0	0	0	0	M4	G244-49	16.1	14.31	F1*	
0078	02 09 35.44	-85 18 10.4	0	0	0	0	1	1	G0	CD-85 22	10.48	9.88		
0079	02 13 12.84	+40 30 28.3	1	1	0	0	0	0		NuID	0.0	0.0		
0080	02 14 37.61	-64 30 12.2	0	0	0	0	1	1	Sy1	RBS 295	0.0	0.0		
0081	02 20 50.71	+33 20 47.4	1	1	0	0	0	0	M U	1RXS J022050.7+332049	0.0	0.0		
0082	02 22 25.13	+47 29 24.7	1	1	0	0	0	0	M0	V*V405And	12.82	11.48	variable	
0083	02 22 34.06	+50 33 33.6	1	1	0	0	0	0	star	BD+49646	10.47	9.64		
0084	02 22 43.62	-60 22 41.1	1	1	0	0	0	0		NuID	0.0	0.0		
0085	02 23 00.51	+66 00 48.5	1	1	0	0	0	0	starU	1RXS J022300.3+660052	0.0	0.0		
0086	02 27 16.05	-29 29 26.9	1	1	0	0	0	0	starU	1RXS J022716.1-292926	0.0	0.0		
0087	02 27 28.36	+30 58 26.0	1	1	0	0	0	0	K8	V*AG Tri	11.3	10.12	variable	
0088	02 28 18.68	-61 18 15.5	1	1	0	0	0	0	F3IV	HD15638	0.0	0.0	specbin	
0089	02 34 01.70	-65 36 35.6	0	0	0	0	1	1	G2IV	V*WY Hor	10.14	9.45	eclbin*	
0090	02 34 23.05	-43 47 45.1	1	1	0	0	0	0	M0	HD16157	0.0	0.0	variable*	
0091	02 34 30.99	-46 32 11.4	0	0	0	0	1	1	K U	1RXS J023430.8-463209	0.0	0.0		
0092	02 36 44.45	+22 40 33.3	1	1	0	0	0	0	star	1RXS J023644.4+224028	0.0	0.0		
0093	02 38 57.39	+44 44 26.8	1	1	0	0	0	0	starU	1RXS J023857.3+444429	0.0	0.0		
0094	02 39 00.95	-58 11 10.5	1	1	0	0	0	1	K7	CD-58 538	10.87	9.56	flare*	
0095	02 43 25.83	-37 55 47.2	1	1	0	0	0	0	G6V	V*UX For	8.74	8.05	RSCVn	
0096	02 44 39.46	-58 19 49.8	1	0	0	0	0	1	bl	RBS 351	0.0	0.0		
0097	02 45 28.29	-53 01 59.6	0	0	0	0	1	1		NuID	0.0	0.0		
0098	02 48 43.03	+31 06 57.0	1	1	0	0	0	0	K0	V*VY Ari	7.72	6.76	RSCVn	
0099	02 50 20.21	+37 29 06.1	1	1	0	0	0	0	K4V	1RXS J025020.0+372909	0.0	11.5	TT*	
0100	02 51 00.48	-34 09 16.0	1	1	0	0	0	0	K U	1RXS J025100.3-340914	0.0	0.0		
0101	02 51 53.17	+22 27 34.1	1	1	0	0	0	0	M	1RXS J025153.2+222735	12.6	0.0	TT*	
0102	02 52 24.36	-41 09 15.2	0	0	1	1	0	0	A1V	HD18022	0.0	0.0	eclbin	
0103	02 55 44.09	+47 46 49.4	1	1	0	0	0	0	K	GSC03301-02585	0.0	0.0		
0104	02 56 20.03	+61 41 26.2	1	1	0	0	0	0	M2Ve	GSC04048-00621	0.0	13.08		
0105	02 56 37.42	-53 09 43.2	0	0	0	0	1	1	K2	CD-53 596	11.4	10.2		
0106	02 56 41.02	+33 42 17.4	0	0	1	1	0	0	starU	1RXS J025640.9+334222	0.0	0.0		
0107	02 59 03.64	+13 33 51.0	1	1	0	0	0	0		NuID	0.0	0.0		
0108	03 06 15.17	-65 21 27.1	1	1	0	0	0	1	K2Ve	CD-65 149	0.0	0.0		
0109	03 07 55.68	-28 13 13.8	1	1	0	0	0	0	M0	CCDM J03079-2813A	0.0	0.0	F1*	
0110	03 08 07.11	-24 45 44.2	1	1	0	0	0	0	K4	V*AE For	10.8	9.7	F1*	
0111	03 11 48.91	-55 32 36.7	0	0	0	1	1	1	QSO	VV96 J031147.6-553209	0.0	17.0		
0112	03 12 49.92	-68 09 16.2	1	1	0	0	0	0	X	1RXS J031250.0-680915	0.0	0.0		
0113	03 14 24.48	-45 25 25.5	0	0	0	0	1	1		NuID	0.0	0.0		
0114	03 14 37.91	-52 52 09.6	0	0	0	0	1	1	gal N		0.0	0.0		
0115	03 15 24.07	-28 21 38.9	1	1	0	0	0	0	star	RBS404	0.0	0.0		
0116	03 15 45.24	+35 57 01.5	1	1	0	0	0	0		NuID	0.0	0.0		
0117	03 16 35.04	+32 11 12.2	1	1	0	0	0	0	G8IV	RX J0316.5+3211	6.964	6.0	pulsating	
0118	03 17 18.44	-41 06 56.9	1	1	0	0	0	0	gal	NGC1269	9.42	8.49		

Num	postion in X-ray		flags for variability							type	name	B [mag]	V [mag]	remarks
	α_{2000} [h m s]	δ_{2000} [' '']	f	fa	p	pa	t	ta						
0119	03 17 22.77	+26 18 57.8	1	1	0	0	0	0	K4V	1RXS J031723.1+261908	0.0	0.0	TT*	
0120	03 19 20.67	+03 22 18.0	1	1	0	0	0	0	G5V	HD20630	5.51	4.83	variable	
0121	03 23 15.62	-49 31 12.3	1	1	0	0	0	1	gal N	RX J0323.2-4931	0.0	0.0		
0122	03 24 06.75	+23 47 12.1	1	1	0	0	0	0		NuID	0.0	0.0		
0123	03 24 06.91	+74 11 09.4	1	1	0	0	0	0		NuID	0.0	0.0		
0124	03 24 14.36	-59 00 59.1	1	1	0	0	0	0	M0Ve	GSC08499-00304	0.0	0.0		
0125	03 25 02.81	-49 26 59.9	0	0	0	0	1	1	QSO	1RXS J032503.8-492658	0.0	0.0		
0126	03 25 25.06	-06 08 31.0	1	1	0	0	0	0	Sy1	MrK609	14.5	0.0		
0127	03 25 47.58	+36 51 44.4	1	1	0	0	0	0	K0IV	1RXS J032547.5+365147	0.0	13.1	TT*	
0128	03 27 10.07	+09 44 03.0	1	1	0	0	0	0	B9Vn	HD21364	3.66	3.7	variable	
0129	03 27 39.53	-58 09 45.3	1	1	0	0	0	1	K4Ve	CD-58 693	0.0	0.0		
0130	03 28 14.37	+04 09 47.9	1	1	0	0	0	0	K0	SAO111210	0.0	0.0	double*	
0131	03 29 27.51	-56 17 41.5	0	0	0	0	1	1	X	1RXS J032927.1-561750	0.0	0.0		
0132	03 30 19.46	-46 47 51.8	1	1	0	0	0	0		NuID	0.0	0.0		
0133	03 30 49.19	-45 55 54.6	1	1	0	0	0	0	star	SAO216358	0.0	0.0		
0134	03 32 56.00	-09 27 24.8	1	1	0	0	0	0	K2V	HD22049	4.61	3.73	variable	
0135	03 35 07.75	+49 44 37.4	0	0	1	1	0	0		NuID	0.0	0.0		
0136	03 36 34.90	+07 26 27.3	1	1	0	0	0	0	K0	RX J0336.5+0726	0.0	11.1		
0137	03 36 47.33	+00 35 17.9	1	1	0	0	0	0	G9V	HD22468	6.757	5.905	RSCVn	
0138	03 37 11.08	+25 59 31.4	1	1	0	0	0	0	G2V	HD22403	8.4	8.1	variable	
0139	03 37 40.21	+67 19 07.5	1	1	0	0	0	0	G U	1RXS J033740.8+671904	0.0	0.0		
0140	03 38 07.42	-55 36 04.2	1	1	0	0	0	0	Sy1	HE0336-5545	0.0	0.0		
0141	03 41 17.23	-22 52 30.9	1	1	0	0	0	0	star	RBS460	0.0	0.0		
0142	03 42 41.49	+06 06 49.1	1	1	0	0	0	0	M4e	RX J0342.6+0606	0.0	16.8		
0143	03 44 26.03	-01 23 22.5	1	1	0	0	0	0	K0	BD-01524	11.1	10.2		
0144	03 45 03.09	-54 30 21.9	1	1	0	0	1	1	X	1RXS J034502.8-543020	0.0	0.0		
0145	03 48 23.47	+52 02 12.4	1	1	0	0	0	0		NuID	0.0	0.0		
0146	03 48 31.82	+63 50 04.6	0	0	1	1	0	0	starU	1RXS J034831.6+635000	0.0	0.0		
0147	03 48 50.12	+23 58 47.6	1	1	0	0	0	0	K2.5e	1RXS J034850.1+235844	13.61	12.65		
0148	03 50 27.24	-51 44 59.9	0	0	0	1	1	1	bl	RBS 479	0.0	0.0		
0149	03 50 28.91	-51 44 58.1	1	1	0	1	0	0	BLL	RBS479	0.0	0.0		
0150	03 51 40.12	-26 55 44.6	1	1	0	0	0	0	X	1RXS J035139.8-265543	0.0	0.0		
0151	03 52 13.84	-74 00 18.8	0	0	0	0	1	1		NuID	0.0	0.0		
0152	03 58 38.34	-31 35 36.1	1	1	0	0	0	0	G0V	HD25156	10.03	9.46		
0153	04 01 58.30	-59 31 34.3	0	0	0	1	1	1	gal N		0.0	0.0		
0154	04 05 00.96	-37 11 11.4	1	1	0	0	0	0	Sy1	ESO359-19	15.24	0.0		
0155	04 07 34.62	+38 04 19.6	1	1	0	0	0	0	G5	HD25893	7.99	7.08	variable	
0156	04 08 41.00	-27 05 38.5	1	1	0	0	0	0	starU	1RXS J040840.7-270534	0.0	0.0		
0157	04 09 12.55	-71 17 38.7	0	1	1	1	0	1	star	V*VW Hyi	8.5	0.0	Dwarfnova	
0158	04 09 40.87	-07 53 31.5	1	1	0	0	0	0	G5IV	V*EI Eri	7.69	7.06	RSCVn	
0159	04 10 26.96	-61 46 40.6	0	0	0	1	1	1	rad	PMN J0410-6147	0.0	0.0		
0160	04 10 55.62	+47 36 47.7	1	1	0	0	0	0	F U	1RXS J041055.7+473645	0.0	0.0		
0161	04 12 11.52	+80 17 17.9	1	1	0	0	0	0	X	1RXS J041212.1+801715	0.0	0.0		
0162	04 12 44.99	+61 21 26.5	1	1	0	0	0	0	starU	1RXS J041244.9+612123	0.0	0.0		
0163	04 12 47.37	-54 35 43.5	0	0	0	0	1	1	X	1RXS J041247.4-543540	0.0	0.0		
0164	04 13 47.88	+61 45 01.8	1	1	0	0	0	0	starU	1RXS J041349.8+614458	0.0	0.0		
0165	04 13 58.38	-70 24 50.6	1	1	0	0	0	1	K U		0.0	0.0		
0166	04 14 19.85	-59 41 37.0	0	0	1	1	0	0	Sy2	EUVE J0414-59.6	0.0	0.0		
0167	04 15 14.12	-62 00 09.0	1	1	0	0	0	0	K U		0.0	0.0		
0168	04 15 14.44	+76 17 26.6	1	1	0	0	0	0		NuID	0.0	0.0		
0169	04 16 05.79	-62 15 22.5	0	0	0	0	1	1	gal N		0.0	0.0		
0170	04 16 20.58	-62 00 57.4	0	0	0	1	1	1	K U		0.0	0.0		
0171	04 18 14.75	+50 17 49.9	1	1	0	0	0	0	A U	1RXS J041814.8+501747	0.0	0.0		
0172	04 18 30.63	+28 27 23.8	1	1	0	0	0	0	K5	HD283518	11.9	10.6	variable	
0173	04 19 13.46	+50 02 59.6	1	1	0	0	0	0	A U	1RXS J041913.6+500254	0.0	0.0		
0174	04 19 37.81	-57 11 27.4	0	0	0	0	1	1	rad	PMN J0419-5711	0.0	0.0		
0175	04 19 45.99	+23 17 53.9	1	1	0	0	0	0		NuID	0.0	0.0		
0176	04 22 23.99	+03 37 13.0	1	1	0	0	0	0	star	RBS539	0.0	0.0		
0177	04 23 32.97	+74 53 03.6	1	1	0	0	0	0	star	1RXS J042332.8+745300	18.4	0.0	cataclvar	
0178	04 25 03.97	-63 19 38.9	1	1	0	0	0	0	K U	1RXS J042501.6-631942	0.0	0.0		

Continuation of Table 7

Num	postion in X-ray		flags for variability							type	name	B [mag]	V [mag]	remarks
	α_{2000} [h m s]	δ_{2000} [' '']	f	fa	p	pa	t	ta						
0179	04 25 32.53	-37 42 17.9	1	1	0	0	0	0		NuID	0.0	0.0		
0180	04 25 36.45	-57 16 02.2	1	1	0	0	0	0	star	RX J0425.6-5714	19.1	0.0	cataclvar	
0181	04 25 55.60	-19 45 36.1	1	1	0	0	0	0	star	RBS541	0.0	0.0	cataclvar	
0182	04 26 16.99	-37 57 29.2	1	1	0	0	0	1	star	CD-381575	0.0	0.0		
0183	04 26 20.87	+15 36 49.8	1	1	0	0	0	0	F0V	HD28052	4.727	4.49	variable	
0184	04 29 37.84	+23 20 35.5	1	1	0	0	0	0		NuID	0.0	0.0		
0185	04 29 58.11	+83 20 44.6	0	0	0	0	1	1	G8III	HD26659	6.305	5.47	Dwarfnova	
0186	04 30 16.98	+00 58 56.7	1	1	0	0	0	0		NuID	0.0	0.0		
0187	04 30 24.57	+39 51 27.8	1	1	0	0	0	0	M4.5	V*V546Per	15.91	14.29		
0188	04 30 48.43	-33 04 45.9	1	1	0	0	0	0	gal N	1RXS J043048.7-330429	0.0	0.0		
0189	04 32 25.08	-39 03 07.7	1	1	0	0	0	0	K U	1RXS J043225.3-390301	0.0	0.0		
0190	04 32 56.49	+74 07 12.1	1	1	0	0	0	0	K U	1RXS J043255.9+740706	0.0	0.0		
0191	04 33 23.67	+23 59 27.1	1	1	0	0	0	0	M3	V*V697Tau	0.0	0.0	emline*	
0192	04 33 52.11	+64 38 08.8	1	1	0	0	0	0	G0	HD28495	8.52	7.77		
0193	04 33 57.43	-61 29 17.4	1	1	0	0	0	0		NuID	0.0	0.0		
0194	04 34 12.34	-31 49 13.7	1	1	0	0	0	0	star	1RXS J043412.3-314911	0.0	0.0		
0195	04 34 32.07	-57 27 21.2	0	0	1	1	0	0	K U	1RXS J043431.8-572718	0.0	0.0		
0196	04 34 33.69	+47 36 27.6	1	1	0	0	0	0	X	1RXS J043433.6+473626	0.0	0.0		
0197	04 35 33.66	+12 06 07.2	1	1	0	0	0	0		NuID	0.0	0.0		
0198	04 35 56.82	+23 52 14.5	1	1	0	0	0	0	M1.5	RX J0435.9+2352	15.01	13.57	TT*	
0199	04 36 02.53	-46 58 31.7	0	0	0	0	1	1	gal N		0.0	0.0		
0200	04 36 17.67	-47 14 08.8	0	1	0	1	1	1	X	1RXS J043617.2-471409	0.0	0.0		
0201	04 36 27.70	-78 50 51.0	1	1	0	0	0	0	K U	1RXS J043629.3-785046	0.0	0.0		
0202	04 36 48.21	+27 08 02.4	1	1	0	0	0	0	K2	HD283750	9.54	8.42	variable	
0203	04 36 52.84	+19 17 26.4	1	1	0	0	0	0		NuID	0.0	0.0		
0204	04 36 57.17	-16 12 53.6	1	1	0	0	0	0	star	RBS558	0.0	0.0		
0205	04 37 27.25	-47 11 31.4	0	0	0	0	1	1	Sy1	1ES 0435-47.2	0.0	15.3		
0206	04 37 27.60	+18 51 30.2	1	1	0	0	0	0		NuID	0.0	0.0		
0207	04 37 37.16	-02 29 38.1	1	1	0	0	0	0	M0.5	GJ3305	12.04	10.59	Fl*	
0208	04 38 15.82	+20 41 07.8	1	1	0	0	0	0		NuID	0.0	0.0		
0209	04 38 27.26	-70 37 51.2	1	1	0	0	0	0		NuID	0.0	0.0		
0210	04 38 30.47	-61 47 59.4	1	1	0	1	0	1	Sy1	[BTR99]J043829.3-614759	0.0	0.0		
0211	04 39 43.75	-45 40 39.2	0	1	0	1	1	1	Sy1	[BTR99]J043944.7-454043	0.0	16.6		
0212	04 40 22.81	-05 30 15.9	1	1	0	0	0	0	M7V	LP655-48	0.0	0.0		
0213	04 41 18.98	+20 54 13.8	1	1	0	0	0	0	K3V	V*V834Tau	9.09	7.98	variable	
0214	04 41 23.40	+32 42 29.6	1	1	0	0	0	0		NuID	0.0	0.0		
0215	04 41 45.75	-47 15 34.0	1	1	0	0	0	0		NuID	0.0	0.0		
0216	04 41 57.72	+05 36 44.1	1	1	0	0	0	0	G5	BD+05706	10.69	9.58	eclbinary	
0217	04 42 36.69	+72 58 44.1	1	1	0	0	0	0	F0	V*DN Cam	8.66	8.36	variable	
0218	04 46 01.30	-44 40 17.2	0	0	0	0	1	1	X	1RXS J044601.3-444015	0.0	0.0		
0219	04 47 22.97	-27 50 25.6	1	1	0	0	0	0	MVe	RBS585	0.0	10.0		
0220	04 47 32.36	-59 49 34.3	0	0	0	0	1	1			0.0	0.0		
0221	04 49 56.24	+23 40 58.6	1	1	0	0	0	0	G1V	EM*LkCa18	0.0	0.0	Em*	
0222	04 50 20.91	+23 00 38.8	0	0	1	1	0	0		NuID	0.0	0.0		
0223	04 51 01.06	+31 27 36.1	1	1	0	0	0	0	M4	RX J0451.0+3127	0.0	0.0		
0224	04 53 30.56	-55 51 30.1	1	1	0	0	0	0	M3.5	LDS131B	0.0	0.0	Fl*	
0225	04 54 30.85	+65 04 54.3	1	1	0	0	0	0		NuID	0.0	0.0		
0226	04 55 40.63	-19 17 54.1	1	1	0	0	0	0		NuID	0.0	0.0		
0227	04 58 45.99	-68 50 49.7	1	1	0	1	0	0		NuID	0.0	0.0		
0228	04 59 45.78	+14 30 49.6	1	1	0	0	0	0	K4	GSC00697-00960	0.0	0.0	TT*	
0229	05 00 21.79	+52 38 06.5	1	1	0	0	0	0	K U	AX J0050.3+5238	0.0	0.0		
0230	05 00 24.77	+15 05 22.5	1	1	0	0	0	0	G	AG+15427	10.38	9.86	TT*	
0231	05 00 29.86	+17 24 05.4	1	1	0	0	0	0	G5IV	1RXS J050029.8+172400	0.0	12.4	TT*	
0232	05 00 43.95	+49 42 46.4	1	1	0	0	0	0	K U	1RXS J050044.2+494241	0.0	0.0		
0233	05 01 38.75	+53 07 30.9	1	1	0	0	0	0		NuID	0.0	0.0		
0234	05 01 54.29	-78 56 15.9	1	1	0	0	0	0	MV:e	RXS J050154.6-785616	0.0	0.0		
0235	05 02 51.83	-62 27 45.6	1	1	0	0	0	1		NuID	0.0	0.0		
0236	05 03 37.47	-30 44 57.7	1	1	0	0	0	0	X	1RXS J050335.5-304511	0.0	0.0		
0237	05 03 59.59	-39 00 15.7	1	1	0	1	0	0		NuID	0.0	0.0		
0238	05 04 31.35	-62 39 27.9	1	1	0	1	0	0	X	1RXS J050430.9-623924	0.0	0.0		

Num	postion in X-ray		flags for variability							type	name	B [mag]	V [mag]	remarks
	α_{2000} [h m s]	δ_{2000} [$^{\circ}$ $'$ $''$]	f	fa	p	pa	t	ta						
0239	05 05 28.10	-67 43 13.0	0	1	1	1	0	0	star	ASAS J050526-6743.2	0.0	0.0	eclbinar	
0240	05 05 29.31	-57 28 13.1	1	1	0	0	0	1	F7V	HD33262	0.0	0.0		
0241	05 05 35.14	-57 55 27.9	1	1	0	0	0	0	K4V	RX J0505.6-5755	0.0	0.0		
0242	05 05 55.56	-68 01 45.8	0	0	1	1	0	0		NuID	0.0	0.0		
0243	05 09 02.00	-36 27 49.1	0	0	1	1	0	0		NuID	0.0	0.0		
0244	05 09 27.01	-51 14 03.5	1	1	0	0	0	0	G U	1RXS J050927.6-511359	0.0	0.0		
0245	05 10 22.98	+31 26 51.8	1	1	0	0	0	0	K2IV	1RXS J051023.1+312648	0.0	7.9	TT*	
0246	05 12 02.73	-65 10 32.9	1	1	0	1	0	0	F5	V*AR Dor	7.45	7.05	*incluster	
0247	05 12 17.34	-23 20 16.2	1	1	0	0	0	0	starU	1RXS J051217.4-232020	0.0	0.0		
0248	05 12 55.54	-16 12 18.4	1	1	0	0	0	0	B9IV	HD33904	3.188	3.279	variable	
0249	05 13 02.64	-70 27 39.7	1	1	0	0	0	0		NuID	0.0	0.0		
0250	05 13 51.71	-69 51 42.5	1	1	0	1	0	1	star	SV*HV5682	0.0	17.0	variable*	
0251	05 14 51.61	-37 26 35.7	1	1	0	0	0	0	M U	1RXS J051451.8-372639	0.0	0.0		
0252	05 15 15.83	+57 47 06.5	1	1	0	0	0	0	star	1RXS J051515.9+574705	0.0	0.0		
0253	05 15 23.70	+32 41 10.3	1	1	0	0	0	0		NuID	0.0	16.61		
0254	05 15 41.63	+01 05 32.2	1	1	0	0	0	0	M0.5	1RXS J051541.7+010528	0.0	15.5	cataclvar	
0255	05 16 42.10	+46 00 03.6	1	1	0	0	0	0	G0III	CapellaB	0.0	0.0		
0256	05 17 23.58	-35 21 45.5	1	1	0	0	0	0	MV:e	EUVE J0517-35.3	0.0	11.7		
0257	05 18 18.19	-25 22 17.7	1	1	0	0	0	0	star	RBS637	0.0	0.0		
0258	05 19 04.86	+63 03 36.7	1	1	0	0	0	0	F U	1RXS J051905.3+630335	0.0	0.0		
0259	05 19 35.14	-69 02 00.5	1	1	0	1	0	0	SNR	SNR0519-69.0	0.0	0.0		
0260	05 19 50.86	+05 52 14.9	1	1	0	0	0	0	K6	RX J0519.9+0552	0.0	0.0	TT*	
0261	05 20 28.04	-71 57 53.3	1	1	0	0	0	0	LXB	X LMX X-2	0.0	0.0		
0262	05 21 17.62	+21 56 41.4	1	1	0	0	0	0	starU	1RXS J052117.9+215638	0.0	0.0		
0263	05 22 34.01	-61 07 52.0	1	1	0	0	0	0	QSO	[VV96]J052234.6-610757	0.0	18.5		
0264	05 22 46.01	-39 17 01.1	0	1	0	0	1	1	star	CD-39 1935	11.9	10.9		
0265	05 22 58.19	-36 27 26.6	1	1	0	0	0	0	bla	1AXG J052258-3626	0.0	0.0		
0266	05 22 58.73	-61 53 23.9	1	1	0	0	0	0	star	[KDM2001]3662	0.0	0.0	carbon	
0267	05 23 21.29	-64 08 01.8	0	0	1	1	0	0	K U		0.0	0.0		
0268	05 24 02.35	-71 09 57.7	1	1	0	1	0	0	M3	[BE74]577	14.2	13.0		
0269	05 24 09.12	-42 22 51.5	1	1	0	0	0	0	X	1RXS J052409.0-422256	0.0	0.0		
0270	05 24 54.81	-69 36 36.2	0	1	1	1	0	0	star	BMB-0 82	0.0	0.0	carbon*	
0271	05 25 13.15	-02 05 22.5	1	1	0	0	0	0	starU	1RXS J052513.2-020530	0.0	0.0		
0272	05 25 24.76	-65 59 30.0	0	1	0	1	1	1	SNR	SNR 0525-66.0	0.0	0.0		
0273	05 25 46.37	-54 51 35.3	0	0	1	1	0	0	K3V	RX J0525.8-5451	13.08	12.13		
0274	05 26 37.28	-08 09 39.1	1	1	0	0	0	0	F U	1RXS J052637.4-080943	0.0	0.0		
0275	05 27 42.84	+58 46 17.0	1	1	0	0	0	0	starU	1RXS J052743.4+584604	0.0	0.0		
0276	05 28 45.52	-65 26 56.9	1	1	1	1	0	0	K1	CAL 42	7.73	6.93	rotvar*	
0277	05 29 22.17	+00 41 13.8	1	1	0	0	0	0	K2	RX J0529.4+0041	0.0	0.0	TT*	
0278	05 30 20.15	-13 07 54.2	1	1	0	0	0	0	K U	RX J0530.3-1308	0.0	0.0		
0279	05 31 35.95	-46 23 59.8	1	1	0	0	0	1	star	V*UW Pic	0.0	17.0	cataclvar	
0280	05 31 59.56	+03 08 47.4	1	1	0	0	0	0	K U	1RXS J053159.6+030846	0.0	0.0		
0281	05 32 49.79	-66 22 13.8	1	1	1	1	0	1	star	X LMC X-4	13.9	14.0	HMXB	
0282	05 33 06.30	+14 00 11.5	1	1	0	0	0	0	K U	1RXS J053306.7+140011	0.0	0.0		
0283	05 33 28.24	-42 57 11.3	1	1	0	0	0	0	star	RBS661	0.0	0.0		
0284	05 33 59.77	-02 21 28.5	1	1	0	0	0	0	K U	RX J0534.0-0221	0.0	0.0		
0285	05 34 11.08	+47 32 12.5	1	1	0	0	0	0	K U	1RXS J053410.8+473207	0.0	0.0		
0286	05 34 34.85	+10 07 13.2	1	1	0	0	0	0	K1	HD245059	10.8	10.1	Em*	
0287	05 34 51.13	-58 01 46.7	0	0	0	1	1	1	star	V*TW Pic	14.1	0.0	nova-like	
0288	05 35 09.61	-39 05 55.4	0	0	1	1	0	0	X	1RXS J053509.9-390557	0.0	0.0		
0289	05 35 41.18	-66 51 52.4	1	1	1	1	0	1	star	1A 0535-66	13.7	13.8	HMXB	
0290	05 36 50.04	+13 38 00.0	1	1	0	0	0	0	K0V	GSC00713-00661	11.4	10.7	TT*	
0291	05 36 56.65	-47 57 47.8	1	1	0	0	0	0	K0V	HD37572	0.0	0.0	double*	
0292	05 37 49.29	-40 23 29.1	1	1	0	0	0	0		NuID	0.0	0.0		
0293	05 38 56.21	-64 04 56.1	0	1	1	1	1	1	B3Ve	XLMCX3	17.0	17.2	HMXB	
0294	05 39 30.80	+32 57 18.0	1	1	0	0	0	0	K U	1RXS J053930.9+325715	0.0	0.0		
0295	05 39 59.05	+07 08 34.8	1	1	0	0	0	0		NuID	0.0	0.0		
0296	05 40 20.64	-19 40 04.4	1	1	0	0	0	0	F5	SAO150676	0.0	0.0		
0297	05 40 39.81	-20 17 52.4	1	1	0	0	0	0	K0IV	HD37847	8.52	7.46	RSCVn	
0298	05 40 43.10	-02 05 30.3	1	1	0	0	0	0	X	1RXS J054042.8-020533	0.0	0.0		

Continuation of Table 7

Num	postion in X-ray		flags for variability							type	name	B [mag]	V [mag]	remarks
	α_{2000} [h m s]	δ_{2000} [' '']	f	fa	p	pa	t	ta						
0299	05 41 35.44	-76 04 37.8	1	1	0	0	0	0	G5	HD 39150	10.51	9.81		
0300	05 42 22.53	-18 02 18.6	1	1	0	0	0	0	X	1RXS J054222.9-180215	0.0	0.0		
0301	05 42 23.62	-27 57 59.4	1	1	0	0	0	0	K U	1RXS J054223.7-275803	0.0	0.0		
0302	05 42 32.11	+15 25 03.8	1	1	0	0	0	0	starU	1RXS J054232.1+152459	0.0	0.0		
0303	05 42 49.82	+60 51 34.9	1	1	0	0	0	0	star	V*BY Cam	16.6	0.0	cataclvar	
0304	05 43 27.02	-47 49 10.2	0	0	1	1	0	0	KOV	HD38459	9.37	8.5	propmo*	
0305	05 43 27.07	-30 25 15.6	1	1	0	0	0	0	K U	1RXS J054327.1-302518	0.0	0.0		
0306	05 43 33.52	-64 22 53.3	0	0	0	1	1	1	starU	RX J0543.5-6423	0.0	0.0		
0307	05 44 14.06	-26 06 12.4	1	1	0	0	0	0		NuID	0.0	0.0		
0308	05 45 13.18	-59 55 24.5	1	1	0	0	0	0	G5	SAO234124	0.0	0.0	variable*	
0309	05 46 41.35	-64 15 14.3	1	1	0	1	0	1	Sy1	1ES0546-64.2	0.0	0.0		
0310	05 49 10.00	-64 29 22.6	1	1	0	1	0	0	starU	[HP99]64	0.0	0.0		
0311	05 50 21.12	-29 15 28.6	0	0	1	1	0	0		NuID	0.0	0.0		
0312	05 50 48.52	+26 03 13.0	1	1	0	0	0	0	X	1RXS J055048.5+260310	0.0	0.0		
0313	05 52 11.75	-57 09 03.1	1	1	0	0	0	0	F7IV	HD39937	0.0	0.0	variable*	
0314	05 53 27.14	-43 33 22.4	1	1	0	0	0	1	G8V	HD39917	0.0	0.0	RSCVn	
0315	05 54 20.58	-58 55 51.6	1	1	0	1	0	0	K U		0.0	0.0		
0316	05 54 53.57	+46 26 28.4	1	1	0	0	0	0	Sy1	4U0558+46	0.0	0.0		
0317	05 55 33.07	-08 29 13.9	1	1	0	0	0	0	K U	1RXS J055533.1-082915	0.0	0.0		
0318	05 55 52.99	+20 04 20.6	1	1	0	0	0	0	starU	1RXS J055553.0+200418	0.0	0.0		
0319	05 57 08.55	+19 48 59.6	1	1	0	0	0	0	K U	1RXS J055708.4+194855	0.0	0.0		
0320	05 57 34.54	-27 35 34.9	1	1	0	0	0	0	X	1RXS J055734.5-273534	0.0	0.0		
0321	05 58 00.61	+53 54 02.2	1	1	0	0	0	0	star	V*V405Aur	14.6	0.0	cataclvar	
0322	05 58 06.48	-38 38 27.5	0	0	0	0	1	1	BLL	1AXG J055807-3839	0.0	0.0		
0323	05 59 46.78	-50 26 39.3	0	1	1	1	0	0	Sy1	VV96 J055947-502651	15.18	14.97		
0324	06 00 23.44	-44 01 18.3	1	1	0	0	0	0		NuID	0.0	0.0		
0325	06 01 25.62	-32 25 06.6	1	1	0	0	0	0	M U	1RXS J060125.7-322510	0.0	0.0		
0326	06 02 24.82	-16 34 48.5	1	1	0	0	0	0	K U	1RXS J060224.9-163451	0.0	0.0		
0327	06 02 50.17	-49 11 50.4	1	1	0	0	0	0	star	GSC08109-00619	11.7	11.3		
0328	06 03 34.73	-49 11 20.9	1	1	0	0	0	0	F U	1RXS J060334.8-491119	0.0	0.0		
0329	06 04 46.78	-48 27 26.7	1	1	0	0	0	1	G6	HSV 2827	7.29	6.57	variable*	
0330	06 04 52.25	-34 33 33.7	1	1	0	0	0	1	MV:e	V*AP Col	0.0	13.4		
0331	06 06 35.37	-47 29 54.7	0	1	0	0	1	1	Sy2	ESO 254-17	0.0	0.0		
0332	06 07 09.66	+36 31 51.3	1	1	0	0	0	0	starU	1RXS J060709.2+363152	0.0	0.0		
0333	06 07 32.72	+47 12 01.3	1	1	0	0	0	0	K U	1RXS J060732.5+471154	0.0	0.0		
0334	06 08 18.45	-46 50 52.6	1	1	0	0	0	0	K1III	HD42449	0.0	0.0	variable*	
0335	06 09 00.32	-19 44 51.9	1	1	0	0	0	0	starU	1RXS J060900.3-194457	0.0	0.0		
0336	06 09 36.03	-03 23 43.3	1	1	0	0	0	0	G0	HD42258	0.0	0.0	double*	
0337	06 11 45.17	+48 13 25.5	1	1	0	0	0	0	starU	1RXS J061145.4+481323	0.0	0.0		
0338	06 11 55.80	-35 29 09.7	1	1	0	0	0	0	K U	1RXS J061155.8-352910	0.0	0.0		
0339	06 11 56.63	-46 53 23.3	1	1	0	0	0	0	F U	1RXS J061156.7-465320	0.0	0.0		
0340	06 11 57.11	-44 44 33.1	1	1	0	0	0	0	K U	1RXS J061157.1-444430	0.0	0.0		
0341	06 13 13.31	-27 42 03.4	1	1	0	0	0	0		NuID	0.0	0.0		
0342	06 13 23.34	+47 44 24.2	1	1	0	0	0	0	star	V*SS Aur	0.0	10.5	dwarfnova	
0343	06 14 12.96	-00 35 48.9	1	1	0	0	0	0		NuID	0.0	0.0		
0344	06 14 50.98	-62 17 03.4	1	1	0	0	0	0		NuID	0.0	0.0		
0345	06 14 54.74	-60 39 30.2	1	1	0	0	0	0	starU	1RXS J061454.9-603926	0.0	0.0		
0346	06 15 07.29	-15 01 07.1	0	0	1	1	0	0	K U	1RXS J061507.8-150110	0.0	0.0		
0347	06 15 49.30	-58 26 06.0	1	1	0	1	0	1	agn	1RXS J061549.4-582603	0.0	0.0		
0348	06 16 05.70	-31 32 52.8	1	1	0	0	0	0	K U		0.0	0.0		
0349	06 17 09.56	-37 15 18.8	1	1	0	0	0	1	A3	HD 43940	6.02	5.88		
0350	06 17 30.81	-29 06 15.7	1	1	0	0	0	0	G U	1RXS J061730.8-290612	0.0	0.0		
0351	06 17 54.94	-54 27 07.8	1	1	0	0	0	0	starU	1RXS J061754.9-542704	0.0	0.0		
0352	06 18 28.63	-72 02 38.3	1	1	0	0	0	0	K3	V*A0 Men	11.05	10.09	variable*	
0353	06 19 09.00	+08 38 56.7	1	1	0	0	0	0	M3.5e	1RXS J061909.0+083859	0.0	14.7		
0354	06 19 12.64	-58 03 16.1	1	1	0	0	0	0	K2	V*AB Pic	10.0	9.16	variable*	
0355	06 20 03.30	-33 13 52.6	0	0	1	1	0	0	G U	1RXS J062003.3-331349	0.0	0.0		
0356	06 20 23.06	-38 09 42.0	0	0	1	1	0	0			0.0	0.0		
0357	06 21 13.15	+44 14 32.6	1	1	0	0	0	0	M2	G101-35	13.7	0.0	Fl*	
0358	06 22 27.22	-30 27 46.1	1	1	0	0	0	0	K U	1RXS J062227.2-302743	0.0	0.0		

Num	postion in X-ray		flags for variability							type	name	B [mag]	V [mag]	remarks
	α_{2000} [h m s]	δ_{2000} [' '']	f	fa	p	pa	t	ta						
0359	06 22 41.28	-27 37 59.7	1	1	0	0	0	0		NuID	0.0	0.0		
0360	06 23 10.91	-67 25 31.3	1	1	0	0	0	0		NuID	0.0	0.0		
0361	06 23 38.12	-75 04 29.9	1	1	0	0	0	1	K U	1RXS J062337.8-750437	0.0	0.0		
0362	06 25 07.24	-25 08 05.2	1	1	0	0	0	0	starU	1RXS J062507.2-250802	0.0	0.0		
0363	06 25 17.46	-71 21 59.9	1	1	0	0	0	0	starU	1RXS J062517.7-712200	0.0	0.0		
0364	06 25 18.36	+73 34 37.1	1	1	0	0	0	0	X	1RXS J062518.2+733433	0.0	0.0		
0365	06 25 55.39	-60 03 29.2	1	1	0	1	0	1	M5	GSC 08894-00426	0.0	12.7		
0366	06 25 57.42	+82 21 28.7	1	1	0	0	0	0	K0	BD+82 160	0.0	0.0		
0367	06 26 10.16	+18 45 24.2	1	1	0	0	0	0	K0	HD45088	7.65	6.73	variable	
0368	06 28 06.59	-48 26 46.9	0	0	1	1	0	0	star	GSC08107-01591	11.7	11.0		
0369	06 29 22.89	-02 48 46.3	1	1	0	0	0	0	M4.5	V*V577Mon	13.08	11.1	Fl*	
0370	06 29 50.06	-02 47 51.8	1	1	0	0	0	0	MV:e	1E0627.3-0245	0.0	13.8		
0371	06 29 58.86	-48 04 02.6	0	0	0	1	1	1	X	1RXS J062958.9-480358	0.0	0.0		
0372	06 31 00.81	+50 02 34.3	1	1	0	0	0	0	M0.5	GJ3395	12.59	11.09	Fl*	
0373	06 31 05.56	-36 25 19.6	0	0	0	0	0	1	1		0.0	0.0		
0374	06 31 21.15	-32 41 30.5	1	1	0	0	0	0			0.0	0.0		
0375	06 33 26.62	-10 37 24.8	1	1	0	0	0	0	starU	1RXS J063326.8-103721	0.0	0.0		
0376	06 35 23.27	-63 27 02.6	1	1	0	0	0	0	K U	1RXS J063522.5-632711	0.0	0.0		
0377	06 35 58.55	+07 55 24.3	1	1	0	0	0	0	K	2E0633.2+0757	0.0	0.0		
0378	06 38 00.52	-40 56 05.1	1	1	0	0	0	0	starU	1RXS J063800.5-405559	0.0	0.0		
0379	06 38 00.96	-61 31 53.7	1	1	0	0	0	0	G1.5	HD 48189	6.75	6.18	double*	
0380	06 38 22.62	+25 44 28.9	1	1	0	0	0	0		NuID	0.0	0.0		
0381	06 39 05.41	-45 13 09.1	1	1	0	0	0	1	starU	1RXS J063905.3-451301	0.0	0.0		
0382	06 40 01.14	-48 33 49.3	1	1	0	0	0	0	G5IV	HD 48265 NuID	0.0	0.0		
0383	06 41 16.98	+46 49 01.9	1	1	0	0	0	0	X	1RXS J064117.0+464904	0.0	0.0		
0384	06 41 17.96	-38 20 39.1	1	1	0	0	0	0	F U	1RXS J064118.1-382038	0.0	0.0		
0385	06 41 19.65	-54 35 18.3	1	1	0	0	0	0	M4.5e	1RXS J064118.6-543503	0.0	19.2		
0386	06 42 24.78	+17 38 49.2	1	1	0	0	0	0	A U	1RXS J064224.5+173851	0.0	0.0		
0387	06 43 10.58	+12 35 47.0	1	1	0	0	0	0	G U	1RXS J064310.6+123549	0.0	0.0		
0388	06 43 45.90	-64 24 34.8	1	1	0	0	0	0	M5Ve	GSC 08903-00978	0.0	13.0		
0389	06 44 04.96	-49 53 11.7	1	1	0	0	0	0	X	1RXS J064404.9-495307	0.0	0.0		
0390	06 45 30.99	-54 12 23.4	0	0	1	1	0	1		NuID	0.0	0.0		
0391	06 45 38.20	-41 12 37.8	1	1	0	0	0	0	K U	1RXS J064538.3-411235	0.0	0.0		
0392	06 46 09.92	-83 59 29.9	1	1	0	0	0	0	F5V	HD 53842	7.9	7.5		
0393	06 46 41.03	+08 21 48.1	1	1	0	0	0	0		NuID	0.0	0.0		
0394	06 46 45.68	+15 57 36.1	1	1	0	0	0	0	G U	1RXS J064645.7+155739	0.0	0.0		
0395	06 48 18.81	-42 20 59.5	1	1	0	0	0	0	K U		0.0	0.0		
0396	06 48 22.02	-44 11 45.6	0	0	0	0	1	1	star	GSC 07639-01431	12.0	11.8		
0397	06 49 48.94	-23 03 58.1	1	1	0	0	0	0	X	1RXS J064949.0-230355	0.0	0.0		
0398	06 51 18.64	-21 54 11.4	1	1	0	0	0	0	starU	1RXS J065118.0-215408	0.0	0.0		
0399	06 53 41.35	+42 42 13.7	1	1	0	0	0	0	K U	1RXS J065341.6+424217	0.0	0.0		
0400	06 56 48.59	-39 20 15.7	1	1	0	0	0	0	X	1RXS J065648.7-392012	0.0	0.0		
0401	06 56 53.20	-14 24 58.0	0	0	1	1	0	0	star	GSC 05392-02173	0.0	0.0		
0402	06 57 20.53	-49 29 13.3	1	1	0	0	0	0	G5	CCDM J06573-4929AB	10.23	9.47	double*	
0403	06 57 56.58	+62 19 29.3	1	1	0	0	0	0	M4.5	G250-31	15.6	13.65	Fl*	
0404	06 58 06.33	-17 44 30.5	1	1	0	0	0	0	K U	1RXS J065806.3-174427	0.0	0.0		
0405	06 58 25.57	-12 59 33.6	1	1	0	0	0	0	K4V	HD51849	10.3	9.17	variable	
0406	07 01 10.47	-32 34 52.8	1	1	0	0	0	0	X	1RXS J070110.4-323450	0.0	0.0		
0407	07 02 08.67	-06 26 05.8	1	1	0	0	0	0		NuID	0.0	0.0		
0408	07 04 31.95	+17 25 37.5	1	1	0	0	0	0	K U	1RXS J070431.9+172542	0.0	0.0		
0409	07 04 53.78	+05 45 17.8	1	1	0	0	0	0		NuID	0.0	0.0		
0410	07 06 48.78	+03 24 46.8	0	0	1	1	0	0	K U	1RXS J070648.8+032450	0.0	0.0		
0411	07 09 17.05	-08 18 20.1	1	1	0	0	0	0	K U	1RXS J070915.2-081754	0.0	0.0		
0412	07 10 10.96	+18 26 21.8	1	1	0	0	0	0	K3	RE J071010+182742	0.0	8.7		
0413	07 11 00.04	-56 32 53.2	1	1	0	0	0	0	M2Ve	GSC 08558-01964	0.0	13.0		
0414	07 13 11.19	-05 11 49.9	1	1	0	0	0	0	M3Ve	GSC04823-02265	0.0	12.0		
0415	07 15 09.00	-70 25 43.9	1	1	0	0	0	0	WD	WD0715-703	0.0	0.0	DA	
0416	07 15 34.41	-06 38 54.9	1	1	0	0	0	0	starU	1RXS J071534.3-063850	0.0	0.0		
0417	07 16 30.64	-17 04 24.4	1	1	0	0	0	0	starU	1RXS J071630.7-170420	0.0	0.0		
0418	07 17 57.61	-60 18 21.8	1	1	0	0	0	1	starU	1RXS J071802.7-601836	0.0	0.0		

Continuation of Table 7

Num	postion in X-ray		flags for variability							type	name	B [mag]	V [mag]	remarks
	α_{2000} [h m s]	δ_{2000} [' '']	f	fa	p	pa	t	ta						
0419	07 18 17.96	+06 20 04.2	1	1	0	0	0	0		NuID	0.0	0.0		
0420	07 20 48.64	-31 47 02.6	1	1	0	0	0	0	WD	V*IN CMa	0.0	16.1	DA	
0421	07 23 05.24	-74 36 22.9	1	1	0	0	0	0	K U	1RXS J072304.1-743620	0.0	0.0		
0422	07 23 25.99	+26 07 36.2	1	1	0	0	0	0	K U	1RXS J072326.1+260739	0.0	0.0		
0423	07 23 48.40	-33 29 03.7	1	1	0	0	0	0	G1V	HD583226	0.0	0.0	double*	
0424	07 24 40.14	-06 39 32.5	1	1	0	0	0	0	X	1RXS J072440.1-063930	0.0	0.0		
0425	07 24 55.44	-63 39 15.1	1	1	0	0	0	0	F5	SAO249849	0.0	0.0	double*	
0426	07 25 13.22	-00 25 36.3	1	1	0	0	0	0	K5	V*V789Mon	0.0	0.0	variabl	
0427	07 28 52.64	+48 11 03.7	1	1	0	0	0	0		NuID	0.0	0.0		
0428	07 31 02.02	+46 00 28.3	1	1	0	0	0	0	M2V	1RXS J073101.9+460030	0.0	0.0		
0429	07 31 57.14	+36 13 37.1	1	1	0	0	0	0	M3.5	V*BL Lyn	0.0	0.0	F1*	
0430	07 32 33.21	-56 26 36.6	1	1	0	0	0	0	G6V	GSC08559-01292	0.0	0.0		
0431	07 34 37.09	+31 52 20.1	1	1	0	0	0	0	M0.5V	HD60179C	10.56	9.07	variable	
0432	07 36 23.58	+39 26 06.7	1	1	0	0	0	0	Sy1	FBQS J0736+3926	0.0	0.0		
0433	07 38 12.84	-75 06 37.9	1	1	0	0	0	0	starU	1RXS J073807.0-750625	0.0	0.0		
0434	07 38 29.26	+24 00 10.8	1	1	0	0	0	0	MV:e	RE J0738+240	0.0	0.0		
0435	07 38 46.39	-88 40 47.4	1	1	0	0	0	0	X	1RXS J073856.5-884049	0.0	0.0		
0436	07 39 06.27	-22 09 28.8	1	1	0	0	0	0	X	1RXS J073906.4-220922	0.0	0.0		
0437	07 43 06.00	-64 28 31.4	1	1	0	0	0	0	starU	1RXS J074306.1-642820	0.0	0.0		
0438	07 43 11.33	+74 29 23.8	0	0	1	1	0	0	Sy1	2E1852	0.0	0.0		
0439	07 44 39.65	+03 32 41.8	1	1	0	0	0	0	M4.5V	V*YZ CMi	12.73	11.12	F1*	
0440	07 45 08.83	-54 04 46.7	0	0	0	0	1	1	gal	ESO163-15	0.0	0.0		
0441	07 45 36.64	-79 40 05.2	1	1	0	1	0	1		NuID	0.0	0.0		
0442	07 45 57.02	-01 58 16.4	1	1	0	0	0	0	K U	1RXS J074557.1-015814	0.0	0.0		
0443	07 48 04.74	+18 11 29.5	1	1	0	0	0	0	K U	1RXS J074804.6+181125	0.0	0.0		
0444	07 48 57.02	+00 40 16.6	1	1	0	0	0	0		NuID	0.0	0.0		
0445	07 49 12.41	-76 42 03.3	1	1	0	0	0	1	MV:e	1RXS J074912.9-764202	0.0	0.0		
0446	07 49 55.25	+27 21 48.7	1	1	0	0	0	0		NuID	0.0	0.0		
0447	07 50 47.71	-29 31 05.8	1	1	0	0	0	0	starU	1RXS J075047.7-293107	0.0	0.0		
0448	07 51 08.10	+06 17 04.7	1	1	0	0	0	0	K U	1RXS J075107.8+061714	0.0	0.0		
0449	07 54 09.73	-48 10 09.7	1	1	0	0	0	0	starU	1RXS J075410.0-481016	0.0	0.0		
0450	07 55 56.13	+83 23 06.7	1	1	0	0	0	0	M3.5	EUVE J0755+83.3	14.78	13.09	eclbinar	
0451	08 00 18.08	-61 09 40.2	1	1	0	0	0	0	star	Cl*NGC2516DAC647	14.31	13.06	*iC	
0452	08 02 35.54	+57 16 27.7	1	1	0	0	0	0	F8V	V*AE Lyn	7.083	6.49	RSCVn	
0453	08 02 48.10	-59 13 28.0	1	1	0	0	0	1	X	1RXS J080248.6-591325	0.0	0.0		
0454	08 03 46.32	-56 09 08.3	1	1	0	0	0	0	starU	1RXS J080346.3-560910	0.0	0.0		
0455	08 05 43.53	+11 30 39.4	1	1	0	0	0	0			0.0	0.0		
0456	08 05 57.15	-58 29 35.4	1	1	0	0	0	0	starU	1RXS J080557.9-582932	0.0	0.0		
0457	08 06 36.58	-69 16 24.2	0	0	0	0	1	1	K U		0.0	0.0		
0458	08 07 53.81	+38 13 35.6	1	1	0	0	0	0		NuID	0.0	0.0		
0459	08 08 48.25	-38 38 58.1	1	1	0	0	0	0	X	1RXS J080848.1-383900	0.0	0.0		
0460	08 09 17.14	-54 21 50.0	1	1	0	0	0	0		NuID	0.0	0.0		
0461	08 09 34.51	-72 59 04.0	1	1	0	0	0	0	WD	WD0809-728	0.0	0.0	DA	
0462	08 13 37.42	+15 27 12.6	1	1	0	0	0	0		NuID	0.0	0.0		
0463	08 14 32.63	-34 11 44.5	1	1	0	0	0	0	X	1RXS J081432.5-341150	0.0	0.0		
0464	08 17 27.63	-65 07 22.3	1	1	0	0	0	0	M5e	1RXS J081727.0-650718	0.0	17.2		
0465	08 17 41.08	-82 43 29.3	1	1	0	0	0	1	MV:e	1RXS J081742.4-824331	0.0	0.0		
0466	08 17 45.31	-41 10 34.0	1	1	0	0	0	0		NuID	0.0	0.0		
0467	08 20 39.09	-71 05 19.9	1	1	0	0	0	1	starU		0.0	0.0		
0468	08 21 01.26	-57 06 02.7	0	0	1	1	0	0	gal	MRC0819-569	0.0	17.0		
0469	08 22 47.93	-57 26 58.2	1	1	0	0	0	0		NuID	0.0	0.0		
0470	08 24 00.88	-47 24 01.6	1	1	0	0	0	0	star	GSC 08153-03876	11.2	11.0		
0471	08 26 26.77	-64 04 20.8	0	0	0	1	1	1	X	1RXS J082627.1-640421	0.0	0.0		
0472	08 26 35.14	-61 03 32.8	1	1	0	0	0	0	starU	1RXS J082635.4-610331	0.0	0.0		
0473	08 27 16.69	-31 40 10.2	1	1	0	0	0	0		NuID	0.0	0.0		
0474	08 28 32.51	-51 38 24.3	1	1	0	0	0	0	G	GSC 08162-00330	11.4	10.9		
0475	08 30 16.12	+60 43 00.4	1	1	0	0	0	0	G5III	HD71369	4.192	3.362	variable	
0476	08 30 17.44	-67 25 20.6	0	0	0	0	1	1	X	1RXS J083017.0-672520	0.0	0.0		
(Kürster & Schmitt 1996). 0477	08 32 58.76	-34 37 57.8	0	1	1	0	0	0	K0V	HD72688	0.0	0.0	variabl	
(Kürster & Schmitt 1996). 0478	08 33 05.09	-49 21 50.0	1	1	0	0	0	0			0.0	0.0		

Num	postion in X-ray		flags for variability							type	name	B [mag]	V [mag]	remarks
	α_{2000} [h m s]	δ_{2000} [' '']	f	fa	p	pa	t	ta						
0479	08 36 24.34	-54 01 07.2	1	1	0	0	0	0	G U	1RXS J083624.5-540101	0.0	0.0		
0480	08 38 59.53	-53 01 21.9	1	1	0	0	0	0	F5V	CPD-52 1568	10.15	9.67	*incluster	
0481	08 39 38.50	-53 10 11.6	0	1	0	0	1	1	star	CPD-52 1577	10.6	9.96		
0482	08 40 29.96	+18 24 21.7	1	1	0	0	0	0	M6V	V*AZ Cnc	19.2	0.0	Fl*	
0483	08 43 55.19	-52 40 50.3	1	1	0	0	0	0		NuID	0.0	0.0		
0484	08 44 42.40	+00 44 21.9	1	1	0	0	0	0	X	1RXS J084442.4+004419	0.0	0.0		
0485	08 47 22.02	-50 00 12.8	1	1	0	0	0	1	starU	1RXS J084722.4-500009	0.0	0.0		
0486	08 47 49.12	+66 12 33.2	1	1	0	0	0	0	F8	HD74425	0.0	0.0	variabl	
0487	08 48 37.85	-13 52 55.8	1	1	0	0	0	0	K U	1RXS J08483.3-135307	0.0	0.0		
0488	08 54 02.40	-30 51 35.5	1	1	0	0	0	0	K U	1RXS J085402.2-305139	0.0	0.0		
0489	08 54 13.09	+39 05 40.2	1	1	0	0	0	0	star	1ES0851+39.2	16.4	16.4	cataclvar	
0490	08 58 16.57	+19 46 50.8	1	1	0	0	0	0	M8Ve	V*EI Cnc	15.9	14.06	Fl*	
0491	08 58 55.92	+08 28 35.6	1	1	0	0	0	0	M3.5	EUVE J0858+08.4	12.57	10.89	Fl*	
0492	08 59 21.12	-63 27 55.8	1	1	0	0	0	0		NuID	0.0	0.0		
0493	08 59 48.33	-25 40 06.2	1	1	0	0	0	0	starU	1RXS J085948.8-254017	0.0	0.0		
0494	09 00 23.46	-63 00 04.3	1	1	0	0	0	0	star	V*V474 Car	11.13	10.28	var*	
0495	09 02 07.24	-40 33 06.6	1	1	0	0	0	0	B0Ia	V*GP Vel	7.301	6.92	HXB	
0496	09 03 33.71	-20 35 51.6	1	1	0	0	0	0		NuID	0.0	0.0		
0497	09 04 07.57	-15 55 05.2	1	1	0	0	0	0	starU	1RXS J090406.8-155512	0.0	0.0		
0498	09 09 56.43	+54 29 03.2	1	1	0	0	0	0	G5	V*XY UMa	10.2	9.62	RSCVn	
0499	09 13 28.27	+36 05 42.4	1	1	0	0	0	0		NuID	0.0	0.0		
0500	09 15 55.78	-12 13 59.0	1	1	0	0	0	0	G5	HD79826	0.0	0.0		
0501	09 16 18.35	+44 55 33.4	1	1	0	0	0	0	G5	HD79551	9.39	8.76	double*	
0502	09 17 01.50	+19 08 22.8	1	1	0	0	0	0	K U	1RXS J091701.6+190819	0.0	0.0		
0503	09 20 26.52	-55 12 25.3	0	1	0	1	1	1	LXB	4U 0919-54	0.0	0.0		
0504	09 21 16.03	+39 39 55.1	1	1	0	0	0	0	K0	HD80492	7.57	6.66		
0505	09 22 26.24	+40 12 15.8	1	1	0	0	0	0	K2V	HD80715	8.62	7.63	variable	
0506	09 22 35.20	-63 17 38.5	1	1	0	0	0	0		NuID	0.0	0.0		
0507	09 24 55.06	+51 34 47.4	0	0	1	1	0	0	G2III	HD81025	7.142	6.368	double*	
0508	09 25 01.46	-64 37 23.5	0	0	0	1	1	1	G0	HD309681	9.77	9.16		
0509	09 25 05.73	-43 27 55.4	1	1	0	0	0	0	X	1RXS J092505.9-432752	0.0	0.0		
0510	09 25 12.49	+52 17 19.0	1	1	0	0	0	0	Sy1	QSO B0921+525	16.0	0.0		
0511	09 28 25.55	-64 15 03.8	1	1	0	0	0	0	starU	1RXS J092824.5-641503	0.0	0.0		
0512	09 29 07.17	-24 04 55.1	1	1	0	0	0	0	star	V*MN Hya	0.0	0.0	cataclvar	
0513	09 30 36.02	+10 36 09.9	1	1	0	0	0	0	G5	SV*ZI760	0.0	0.0	variabl	
0514	09 30 42.18	-53 31 21.6	0	0	1	1	0	0		NuID	0.0	0.0		
0515	09 32 25.69	-11 10 59.5	1	1	0	0	0	0	K0Ve	HD82558	8.72	7.8	variable	
0516	09 34 50.97	+31 08 28.8	1	1	0	0	0	0	starU	1RXS J093450.8+310827	0.0	0.0		
0517	09 34 56.78	-78 04 15.7	1	1	0	0	0	0	M1	[K2001c]17	0.0	0.0	TT*	
0518	09 35 31.01	-28 02 53.1	1	1	0	0	0	0	M0Ve	GSC06609-00298	0.0	12.08		
0519	09 36 26.33	-18 21 01.7	1	1	0	0	0	0		NuID	0.0	0.0		
0520	09 36 46.00	+57 39 29.3	0	0	1	1	0	0	G U	1RXS J093646.0+573929	0.0	0.0		
0521	09 36 57.30	-26 10 02.6	1	1	0	0	0	0	K U	1RXS J093657.1-261004	0.0	0.0		
0522	09 38 01.21	+08 16 40.2	1	1	0	0	0	0	M3.5e	1RXS J093800.6+081640	0.0	15.4		
0523	09 38 57.45	-49 03 53.5	1	1	0	0	0	0		NuID	7.7	7.64		
0524	09 40 36.88	-56 56 16.2	1	1	0	0	0	0	starU	1RXS J094037.3-565615	0.0	0.0		
0525	09 42 09.61	+33 46 41.8	1	1	0	0	0	0	starU	1RXS J094209.5+334638	0.0	0.0		
0526	09 44 54.23	-12 20 47.4	1	1	0	0	0	0	M5Ve	G161-71	15.47	13.8		
0527	09 44 54.33	-57 35 42.5	1	1	0	0	0	0	starU	1RXS J094454.1-573541	0.0	0.0		
0528	09 45 14.19	-20 02 24.0	1	1	0	0	0	0	G U	1RXS J094516.0-200214	0.0	0.0		
0529	09 46 34.08	+32 30 12.6	1	1	0	0	0	0	K U	1RXS J094633.9+323011	0.0	0.0		
0530	09 49 32.84	-49 04 34.9	1	1	0	0	0	0		NuID	0.0	0.0		
0531	09 50 43.63	-77 40 37.8	1	1	0	0	0	0	starU	RX J0950.7-7740	0.0	0.0		
0532	09 53 08.88	+14 58 46.3	0	0	1	1	0	0	star	[BTR99]J095308.1+145837	0.0	0.0	cataclvar	
0533	09 54 31.38	-01 45 37.9	0	0	1	1	0	0	G0	BD-01 2318	10.41	9.78		
0534	09 57 13.04	+57 25 14.3	1	1	1	1	0	0	G5III	HD85945	0.0	0.0		
0535	09 59 19.55	+43 50 36.6	0	0	1	1	0	0		NuID	0.0	13.49		
0536	10 00 02.39	+24 33 16.6	1	1	0	0	0	0	K0V	V*DM Leo	9.47	8.45	variable	
0537	10 00 50.97	+31 55 55.9	1	1	0	0	0	0	M	GJ376B	0.0	0.0		
0538	10 00 53.09	+24 40 20.4	0	0	1	1	0	0		NuID	0.0	0.0		

Continuation of Table 7

Num	postion in X-ray		flags for variability							type	name	B [mag]	V [mag]	remarks
	α_{2000} [h m s]	δ_{2000} [$^{\circ}$ $'$ $''$]	f	fa	p	pa	t	ta						
0539	10 01 14.58	-23 53 41.7	1	1	0	0	0	0	M U	1RXS J100114.3-235338	0.0	0.0		
0540	10 02 11.45	-19 25 30.8	1	1	1	1	0	0	star	RE J1002-19	0.0	0.0	cataclv	
0541	10 03 52.48	-56 11 29.8	1	1	0	0	0	1	K1	HD 87525	9.34	8.1		
0542	10 04 21.31	+50 23 22.1	1	1	0	0	0	0	M3Ve	EUVE J1004.50.3	0.0	0.0		
0543	10 05 22.91	+41 07 59.5	0	0	1	1	0	0	X	1RXS J100524.0+410749	0.0	0.0		
0544	10 06 26.83	+60 31 01.2	0	0	1	1	0	0	X	1RXS J100626.7+603058	0.0	0.0		
0545	10 07 10.13	+22 03 14.6	1	1	0	0	0	0	Sy1	RBS827	0.0	17.0		
0546	10 07 24.01	-46 21 42.2	1	1	0	0	0	1		NuID	0.0	0.0		
0547	10 07 34.55	-20 17 31.1	1	1	0	0	0	0	star	RX J1007.5-2017	0.0	18.0	cataclvar	
0548	10 07 36.41	-85 04 41.9	1	1	0	0	0	0	G5	1AXG J100818-8505	0.0	0.0	TT*	
0549	10 09 22.33	+58 08 25.7	0	0	1	1	0	0		NuID	0.0	0.0		
0550	10 15 34.74	+09 04 49.0	1	1	0	0	0	0	star	V*GG Leo	0.0	16.5	cataclvar	
0551	10 16 28.62	-05 20 27.3	1	1	0	0	0	0	WD	WD1013-050	0.0	0.0	DA	
0552	10 16 57.97	+56 32 05.5	1	1	0	0	0	0	K U	2E1013.6+5646	0.0	0.0		
0553	10 18 55.82	-48 25 17.1	1	1	0	0	0	0	starU	1RXS J101856.1-482514	0.0	0.0		
0554	10 19 12.52	+63 58 06.3	1	1	0	0	0	0	Sy1	Mrk141	15.2	15.2		
0555	10 19 36.39	+19 52 19.3	1	1	0	0	0	0	M3.5V	V*AD Leo	10.97	9.43	Fl*	
0556	10 21 09.71	+65 45 22.5	1	1	0	0	0	0	K U	1RXS J102109.3+654520	0.0	0.0		
0557	10 21 49.59	-41 58 54.6	1	1	0	0	0	0	K U	1RXS J102149.7-415850	0.0	0.0		
0558	10 23 34.68	+44 33 50.0	1	1	0	0	0	0	K U	1RXS J102149.7-415850	0.0	0.0		
0559	10 25 31.33	+51 40 41.9	1	1	0	0	0	0	Sy1	Mrk142	0.0	0.0		
0560	10 28 51.72	+38 57 33.8	1	1	0	0	0	0		NuID	0.0	0.0		
0561	10 31 18.65	+50 53 43.6	1	1	0	0	0	0	BLL	1AXG J103118+5053	0.0	0.0		
0562	10 32 10.37	+53 29 44.6	1	1	0	0	0	0	WD	WD1029+537	0.0	0.0	DA	
0563	10 34 38.82	+39 38 36.6	1	1	0	0	0	0	Sy1	PGC31297	15.6	0.0		
0564	10 35 57.14	-10 32 14.7	1	1	0	0	0	0	X	1RXS J103557.2-103213	0.0	0.0		
0565	10 39 36.93	+53 30 44.5	0	0	1	1	0	0		NuID	0.0	0.0		
0566	10 40 26.57	+58 27 50.3	1	1	0	0	0	0	K U	1RXS J104346.6+223006	0.0	0.0		
0567	10 43 46.78	+22 30 09.2	1	1	0	0	0	0	Sy1	RBS901	0.0	17.5		
0568	10 46 14.29	+52 56 02.3	1	1	0	0	0	0	star	V*EK UMa	18.0	18.0	cataclvar	
0569	10 50 35.79	+80 12 02.4	0	0	0	0	1	1	Sy1	HS1046+8027	0.0	0.0		
0570	10 51 35.49	+54 04 41.2	1	1	0	0	0	0	star	V*EK UMa	18.0	18.0	cataclvar	
0571	10 53 41.03	+52 53 13.9	1	1	0	0	0	0	K0	V*DM UMa	10.31	9.31	RSCVn	
0572	10 55 44.31	+60 28 13.2	1	1	0	0	0	0	G5V	GSC06643-01097	11.15	10.49		
0573	10 56 04.21	-26 53 14.6	1	1	0	0	0	0	star	RBS928	0.0	0.0		
0574	10 59 33.90	+23 15 50.6	1	1	0	0	0	0	star	RBS 928	0.0	0.0		
0575	11 00 32.69	+71 38 00.0	1	1	1	1	0	1	WD	WD 1057+719	14.95	14.68	DA	
0576	11 04 08.94	+12 22 00.2	1	1	0	0	0	0	star	V*AN UMa	15.5	15.5	DA	
0577	11 04 25.73	+45 03 21.2	1	1	0	0	0	0	star	V*AN UMa	15.5	15.5	cataclvar	
0578	11 04 27.49	+38 12 37.9	1	1	0	0	0	0	bl	1A 1103+38	14.01	13.5		
0579	11 04 41.02	-04 13 24.3	1	1	0	0	0	0	G5	HD96064	0.0	0.0	propmot	
0580	11 09 13.27	-30 01 33.7	1	1	0	0	0	0	M0	CD-29 8887	12.58	11.08	TT*	
0581	11 09 29.18	+83 05 42.4	1	1	0	0	0	1	K2	BD+83 319	11.2	9.9	cataclvar	
0582	11 10 27.67	-03 59 47.2	1	1	0	0	0	0	G U	1RXS J111028.1-040010	0.0	0.0		
0583	11 10 28.86	-37 32 04.8	1	1	0	0	0	0	M3	GSC07726-00011	0.0	0.0	Em	
0584	11 15 01.88	-33 19 06.5	1	1	0	0	0	0	F5IV	HD97840	7.31	6.99		
0585	11 15 54.54	+55 19 55.8	1	1	0	0	0	0	M0.5	GJ3653	12.63	11.22	Fl*	
0586	11 17 10.62	+65 22 13.6	1	1	0	0	0	0	gal N	1RXS J172757.3401614	16.8	16.4		
0587	11 17 15.20	+17 57 31.7	1	1	0	0	0	0	star	V*DP Leo	0.0	17.5	cataclvar	
0588	11 20 06.51	-10 29 43.4	1	1	0	0	0	0	star	RBS969	0.0	0.0		
0589	11 20 11.58	+09 51 04.7	1	1	0	0	0	0	K U	1RXS J112011.6+095105	0.0	0.0		
0590	11 21 15.78	-60 37 22.7	1	1	0	0	0	0	O6.5I	V*V779Cen	0.0	0.0	HMXB	
0591	11 21 17.06	-34 46 46.9	1	1	0	0	0	0	M1Ve	RX J1121.3-3447	0.0	0.0		
0592	11 23 04.41	-79 25 09.8	0	0	0	0	1	1	K8	K2001c 42	0.0	0.0	TT*	
0593	11 23 27.08	+45 07 18.4	1	1	0	0	0	0	M	RBS977	0.0	0.0		
0594	11 25 11.35	-00 24 40.7	1	1	0	0	0	0	M2.5e	1RXS J112511.7-002437	0.0	14.3		
0595	11 27 56.22	+44 34 07.7	1	1	0	0	0	0	F0	CCDM J11279+4434AB	0.0	0.0	double*	
0596	11 29 42.38	+51 20 55.1	1	1	0	0	0	0	QSO	2MASSI J1129419+512050	0.0	0.0		
0597	11 30 19.88	-59 59 09.8	1	1	0	0	0	0	starU	1RXS J113019.4-595912	0.0	0.0		
0598	11 32 49.16	+12 10 24.0	1	1	0	0	0	0	G5	BD+12 2343	10.06	9.33	double	

Num	postion in X-ray		flags for variability							type	name	B [mag]	V [mag]	remarks
	α_{2000} [h m s]	δ_{2000} [' '']	f	fa	p	pa	t	ta						
0599	11 33 02.37	+18 46 47.3	1	1	0	0	0	0	M4.5e	1RXS J113523.0-191321	0.0	0.0		
0600	11 35 22.59	-19 13 18.0	1	1	0	0	0	0	M4.5e	1RXS J113523.0-191321	0.0	0.0		
0601	11 35 31.82	+82 59 18.4	0	0	1	1	0	0	starU	1RXS J113533.7+825920	0.0	0.0	cataclvar	
0602	11 36 27.05	+70 09 34.1	1	1	0	0	0	0	bl	QSO B1133+704	15.16	14.49		
0603	11 36 29.73	+62 18 56.4	0	0	1	1	0	0	X	1RXS J113629.4+621853	0.0	0.0		
0604	11 37 24.60	+47 27 54.3	1	1	1	1	0	0	K4V	CCDM J11374+4728AB	0.0	0.0	double*	
0605	11 39 13.85	+33 55 54.1	1	1	0	0	0	0	Sy1	MCG+06-26-012	15.4	16.0		
0606	11 39 23.05	-08 32 40.9	1	1	0	0	0	0	star	RBS1013	0.0	0.0		
0607	11 41 42.25	-02 32 50.6	1	1	0	0	0	0	K U	1RXS J114142.4-023248	0.0	0.0		
0608	11 44 03.15	+05 48 15.0	1	1	0	0	0	0	K U	1RXS J114402.8+054754	0.0	0.0		
0609	11 47 37.99	+05 01 16.9	1	1	0	0	0	0	MVe	BTR99 J114737.6+050110	0.0	0.0		
0610	11 48 02.95	+51 16 13.7	0	0	1	1	0	0	M U	1RXS J114802.7+511611	0.0	0.0		
0611	11 49 55.45	+28 45 06.4	1	1	1	1	0	0	star	V*EU UMa	0.0	0.0	cataclvar	
0612	11 51 08.25	-13 11 00.4	1	1	0	0	0	0	X	1RXS J115108.3-131058	0.0	0.0		
0613	11 54 39.93	-04 18 59.5	1	1	0	0	0	0	X	1RXS J115440.0-041827	0.0	0.0		
0614	11 56 51.55	+08 27 24.9	1	1	0	0	0	0	K U	1RXS J115651.8+082726	0.0	0.0		
0615	11 58 27.38	-77 54 30.9	1	1	0	0	0	0	K2	V*DW Cha	12.1	10.75	variable*	
0616	11 58 29.96	+25 14 50.2	1	1	0	0	0	0	X	1RXS J115830.5+251451	0.0	0.0		
0617	11 59 28.58	-52 47 14.2	1	1	0	0	0	0		NuID	0.0	0.0		
0618	12 00 55.93	+26 15 15.0	1	1	0	0	0	0	Sy1	VV96 J120056.7+261513	0.0	0.0		
0619	12 03 28.53	+02 49 06.4	1	1	0	0	0	0	X	RX J1203.4+0249	0.0	0.0		
0620	12 06 56.88	+70 07 55.0	1	1	0	0	0	0	MVe	BTR99 J120655.2+700749	0.0	11.4		
0621	12 07 39.81	-79 52 54.5	1	1	0	0	0	0	M4	RX J1207.7-7953	0.0	0.0	Ttauri	
0622	12 12 11.41	+48 49 01.6	1	1	0	0	0	0		NuID	0.0	0.0		
0623	12 12 49.02	-62 30 25.5	1	1	0	0	0	0	starU	1RXS J121248.7-623027	0.0	0.0		
0624	12 15 11.55	+87 41 55.1	1	1	0	0	0	0	F2V	V*IY UMi	6.57	6.28	Pulsar	
0625	12 16 16.19	-50 55 20.8	1	1	0	0	0	0	X	1RXS J121616.2-505522	0.0	0.0		
0626	12 16 28.24	-50 08 27.1	1	1	0	0	0	0	G3V	HD106725	0.0	0.0	double*	
0627	12 17 30.22	+69 15 26.1	0	0	1	1	0	0	K5	V*VV Dra	10.3	8.27	variable*	
0628	12 18 22.58	+38 50 46.8	1	1	0	0	0	0	Sy1	ATZ98 D100	0.0	0.0		
0629	12 18 26.51	+29 48 49.0	1	1	0	0	0	0	Sy1	NGC4253	0.0	0.0		
0630	12 20 27.86	+12 27 06.1	1	1	0	0	0	0	X	2E1217.9+1243	0.0	0.0		
0631	12 23 12.25	+37 06 52.6	1	1	0	0	0	0	QSO	VV96 J122311.2+370702	18.6	18.6		
0632	12 23 14.86	-55 40 19.1	1	1	0	0	0	0		NuID	0.0	0.0		
0633	12 28 35.18	-49 48 14.3	0	0	1	1	0	0	starU	1RXS J122835.4-494822	0.0	0.0		
0634	12 29 27.10	+22 59 44.9	1	1	0	0	0	0	M4	GJ3730	0.0	0.0	Fl*	
0635	12 29 45.46	+07 59 22.9	1	1	0	0	0	0		NuID	0.0	0.0		
0636	12 32 41.17	+23 47 51.0	1	1	0	0	0	0	star	Cl*Melotte111AV2098	10.92	10.21		
0637	12 33 18.89	+09 01 07.7	1	1	0	0	0	0	M7	GJ473B	0.0	0.0	double*	
0638	12 35 33.93	+24 39 13.9	1	1	0	0	0	0	M U	1RXS J123533.9+243915	0.0	0.0		
0639	12 36 47.88	-50 20 09.2	1	1	0	0	0	0	X	1RXS J123647.7-502012	0.0	0.0		
0640	12 38 58.52	+58 44 18.8	0	0	1	1	0	0	F U	1RXS J123858.2+584417	0.0	0.0		
0641	12 39 56.48	+70 46 06.6	0	0	1	1	0	0	X	1RXS J123954.2+704554	0.0	0.0		
0642	12 40 09.92	+37 21 54.1	1	1	0	0	0	0	K U	1RXS J124010.6+372154	0.0	0.0		
0643	12 42 38.72	+15 29 25.5	1	1	0	0	0	0	QSO	RX J1242.6+1529	0.0	0.0		
0644	12 42 49.75	+41 53 53.8	1	1	0	0	0	0	M	BPS BS17141-0040	14.1	0.0	PM*	
0645	12 44 15.29	-69 02 21.0	1	1	0	0	0	0	starU	1RXS J124413.8-690218	0.0	0.0		
0646	12 46 25.63	+23 27 39.7	1	1	0	0	0	0	X	1RXS J124625.6+232741	0.0	0.0		
0647	12 48 07.85	-44 39 10.2	1	1	0	0	0	0		NuID	0.0	0.0		
0648	12 48 34.11	+49 33 55.5	1	1	0	0	0	0	M5e	RBS1159	13.5	0.0		
0649	12 50 06.15	-16 54 53.5	1	1	0	0	0	0	star	RBS1166	0.0	0.0		
0650	12 51 07.30	-52 53 05.6	1	1	0	0	0	0		NuID	0.0	0.0		
0651	12 51 46.64	+22 32 37.7	1	1	0	0	0	0	M0	BD+23 2508	11.8	10.5		
0652	12 52 14.75	-55 53 40.9	1	1	0	0	0	0	starU	1RXS J125214.6-555344	0.0	0.0		
0653	12 55 11.17	-04 24 19.1	1	1	0	0	0	0	gal N	1RXS J125511.1-042421	0.0	0.0		
0654	12 55 22.90	+70 09 56.7	1	1	0	0	0	0	X	1RXS J125520.5+701012	0.0	0.0		
0655	12 56 09.22	-69 26 53.1	1	1	0	0	0	0	K U	2E1252.9-6910	0.0	0.0		
0656	12 57 39.97	+35 13 31.3	1	1	0	0	0	0	M0.5	V*BF CVn	12.2	10.5	Fl*	
0657	12 59 27.32	-04 10 59.4	1	1	0	0	0	0		NuID	0.0	0.0		
0658	12 59 35.06	-68 08 09.4	1	1	0	0	0	0	star	V*FR Mus	0.0	0.0	variabl	

Continuation of Table 7

Num	postion in X-ray		flags for variability							type	name	B [mag]	V [mag]	remarks
	α_{2000} [h m s]	δ_{2000} [' '']	f	fa	p	pa	t	ta						
0659	13 00 47.34	+12 22 27.9	1	1	0	0	0	0	M0.5	V*DT Vir	11.17	9.72	F1*	
0660	13 04 51.11	+24 54 42.5	1	1	0	0	0	0	QSO	FBQS J1304+2454	0.0	0.0		
0661	13 05 40.79	+37 40 14.9	1	1	0	0	0	0	X	1RXS J130541.5+374012	0.0	0.0		
0662	13 07 53.37	+53 51 33.7	1	1	0	0	0	0	star	V*EV UMa	0.0	17.0	cataclvar	
0663	13 08 57.49	+26 12 00.7	1	1	0	0	0	0	X	1RXS J130855.5+261229	0.0	0.0		
0664	13 09 15.44	-01 36 57.5	1	1	0	0	0	0		NuID	0.0	0.0		
0665	13 12 31.52	-32 28 45.9	1	1	0	0	0	0	M U	1RXS J131231.3-322847	0.0	0.0		
0666	13 13 17.20	-32 59 10.6	1	1	0	0	0	0	star	RX J1313.2-3259	0.0	0.0	cataclvar	
0667	13 15 49.18	+42 01 54.0	0	0	1	1	0	0		NuID	11.6	10.33		
0668	13 16 21.84	+29 05 55.3	1	1	0	0	0	0	WD	EGGR98	12.52	12.66	DA	
0669	13 17 03.52	-02 15 35.0	1	1	0	0	0	0	Sy1	IC4218	14.4	0.0		
0670	13 19 56.86	+52 35 31.1	1	1	1	1	0	0	sy1	CWH99 J131957.0+523534	0.0	0.0		
0671	13 21 41.77	+02 05 23.0	1	1	0	0	0	0	A2V	HD116160	5.735	5.69		
0672	13 26 30.57	+79 28 49.9	0	0	1	1	0	0	agn	EXO1326.1+7944	0.0	17.8		
0673	13 29 58.64	+10 22 55.2	1	1	0	0	0	0		NuID	0.0	0.0		
0674	13 32 38.72	-10 28 31.6	1	1	0	0	0	0	Sy1	MCG-02-35-001	15.82	0.0		
0675	13 33 43.17	-64 56 54.9	1	1	0	0	0	0	starU	1RXS J133342.5-645659	0.0	0.0		
0676	13 34 43.67	-08 20 32.6	1	1	0	0	0	0	K5Ve	V*EQ Vir	10.51	9.31	F1*	
0677	13 34 50.89	+37 46 15.0	1	1	0	0	0	0	M	1RXS J133451.1+374616	0.0	13.83		
0678	13 38 24.95	-25 16 32.5	1	1	0	0	0	0		NuID	0.0	0.0		
0679	13 41 46.73	+58 15 09.8	0	0	0	0	1	1	M8	StM187	13.5	0.0		
0680	13 45 03.49	+40 47 43.1	0	0	1	1	0	0		NuID	0.0	0.0		
0681	13 45 39.08	+79 23 31.9	1	1	0	0	0	0		NuID	0.0	0.0		
0682	13 46 07.37	+42 54 02.2	1	1	0	0	0	0	gal N	1RXS J134607.6+425404	0.0	0.0		
0683	13 47 43.25	-32 25 37.0	1	1	0	0	0	0		NuID	0.0	0.0		
0684	13 47 49.13	+58 21 05.8	1	1	0	0	0	0	QSO	VV96 J134750.0+582107	16.7	16.7		
0685	13 53 04.93	+69 18 33.9	1	1	0	0	0	0	Sy1	QSO B1351+695	0.0	0.0		
0686	14 00 06.54	+40 53 37.9	1	1	0	0	0	0	X	1RXS J140006.5+405340	0.0	0.0		
0687	14 02 26.59	+05 41 03.9	1	1	0	0	0	0	star	RBS1339	0.0	13.26		
0688	14 02 47.36	-24 31 48.3	1	1	0	0	0	0		NuID	0.0	0.0		
0689	14 05 19.72	+02 00 09.5	1	1	0	0	0	0	star	RBS1345	0.0	0.0		
0690	14 05 57.92	+60 12 52.2	1	1	0	0	0	0	X	1RXS J140559.3+601249	0.0	0.0		
0691	14 06 40.53	-05 43 06.2	1	1	0	0	0	0		NuID	0.0	0.0		
0692	14 06 53.54	+27 26 13.4	1	1	0	0	0	0	K U	1RXS J140653.3+272609	0.0	0.0		
0693	14 10 45.71	+46 58 00.3	1	1	0	0	0	0	QSO N	1RXS J141045.5+465805	0.0	0.0		
0694	14 12 20.48	-01 42 05.7	1	1	0	0	0	0	K U	1RXS J141220.6-014205	0.0	0.0		
0695	14 13 59.51	+71 18 18.7	0	0	0	0	1	1		NuID	0.0	0.0		
0696	14 15 13.00	+57 55 59.1	0	0	0	0	1	1	rad	WN1413+5809	0.0	0.0		
0697	14 15 44.50	-61 42 10.0	1	1	0	0	0	0		NuID	0.0	0.0		
0698	14 17 02.74	+50 59 43.1	1	1	0	0	0	1	G5	HD125307	0.0	0.0		
0699	14 21 17.38	-05 49 15.1	1	1	0	0	0	0		NuID	0.0	0.0		
0700	14 21 29.25	+47 47 21.4	0	0	0	1	1	1	Sy1	QSO B1419+480	15.0	15.4		
0701	14 22 29.76	-35 32 25.0	1	1	0	0	0	0		NuID	0.0	0.0		
0702	14 23 34.61	+48 25 53.6	1	1	0	1	0	0	K U	2E 1421.6+4840	0.0	0.0		
0703	14 23 42.22	-15 15 47.0	1	1	0	0	0	0	K U	1RXS J142342.3-151550	0.0	0.0		
0704	14 26 35.04	+15 32 33.8	1	1	0	0	0	0	star	EM*StHA106	0.0	0.0	EM	
0705	14 27 50.16	+38 06 28.6	1	1	0	0	0	0	QSO N	1RXS J142749.9+380627	0.0	0.0		
0706	14 27 55.11	+63 54 53.7	1	1	0	0	0	0	K U	1RXS J142754.8+635450	0.0	0.0		
0707	14 29 44.50	+59 14 36.6	1	1	0	0	0	0	K U	1RXS J142945.0+591447	0.0	0.0		
0708	14 29 47.87	-62 41 00.4	1	1	0	0	0	0	M5.5V	V*V645Cen	13.02	11.05	F1*	
0709	14 31 18.29	+11 08 49.8	1	1	0	0	0	0	X	RX J1431.2+1108	0.0	0.0		
0710	14 32 13.46	+45 36 23.4	1	1	0	0	0	0	K2	BD+46 1968	11.2	10.19		
0711	14 32 13.51	+76 44 00.9	0	0	1	1	0	0	rad N		0.0	0.0		
0712	14 32 30.10	+50 49 41.3	0	0	1	1	0	0	G5	V*EF Boo	9.91	9.45	eclbin*	
0713	14 35 05.88	+49 54 20.4	0	1	1	1	0	1	K U	1RXS J143505.9+495412	0.0	0.0		
0714	14 35 11.54	+36 04 48.1	1	1	0	0	0	0	QSO N	1RXS J143511.7+360445	0.0	0.0		
0715	14 35 11.81	+17 16 00.5	1	1	0	0	0	0	K U	1RXS J143511.8+171558	0.0	0.0		
0716	14 35 27.92	+55 08 06.9	0	1	0	0	1	1		NuID	0.0	0.0		
0717	14 36 22.04	+58 47 46.6	1	1	0	0	0	0	Sy1	UGC9412	0.0	0.0		
0718	14 36 36.60	+56 41 21.8	1	1	0	0	0	0	G0	HD128729	0.0	0.0		

Num	postion in X-ray		flags for variability							type	name	B [mag]	V [mag]	remarks
	α_{2000} [h m s]	δ_{2000} [' '']	f	fa	p	pa	t	ta						
0719	14 37 29.84	+41 28 45.5	1	1	0	0	0	0	M U	1RXS J143729.6+412842	0.0	0.0		
0720	14 37 48.40	-49 28 34.8	1	1	0	0	0	0	X	1RXS J143748.2-492838	0.0	0.0		
0721	14 38 21.01	+41 56 40.8	0	0	1	1	0	0	X	1RXS J143820.8+415645	0.0	0.0		
0722	14 38 36.59	+54 51 11.5	0	0	0	0	1	1	F2	HD129079	7.84	7.46		
0723	14 39 01.57	+64 16 46.0	1	1	0	0	0	0	F8	V*EK Dra	0.0	0.0	variable*	
0724	14 41 06.63	-43 57 12.6	1	1	0	0	0	0		NuID	0.0	0.0		
0725	14 41 35.40	-47 00 36.0	1	1	0	0	0	0		NuID	0.0	0.0		
0726	14 42 07.69	+35 26 31.1	1	1	1	1	0	0	Sy1	[VV96]J144207.5+352623	0.0	14.58		
0727	14 42 24.00	+66 03 37.1	1	1	0	0	0	0	M3	AC+66 4437	12.6	11.7	propmotion*	
0728	14 45 30.33	+42 23 07.0	1	1	0	0	0	0		NuID	0.0	0.0		
0729	14 46 03.86	-02 53 21.2	1	1	0	0	0	0	M U	1RXS J144603.6-025326	0.0	0.0		
0730	14 47 01.16	+11 45 37.9	1	1	0	0	0	0	agn	RBS1428	0.0	0.0		
0731	14 47 12.85	+57 02 02.4	1	1	0	0	0	0	M	RX J1447.2+5702	0.0	13.97		
0732	14 48 09.81	-36 47 09.1	1	1	0	0	0	0		NuID	0.0	0.0		
0733	14 50 11.23	+65 59 44.7	1	1	0	0	0	0	X	1RXS J145010.6+655944	0.0	0.0		
0734	14 50 46.83	-43 05 08.3	1	1	0	0	0	0	starU	1RXS J145046.9-430511	0.0	0.0		
0735	14 51 29.80	+65 11 10.6	1	1	0	0	0	0		NuID	0.0	0.0		
0736	14 51 55.56	+60 46 14.8	1	1	0	0	0	0		NuID	0.0	0.0		
0737	14 52 15.45	+40 49 05.1	1	1	0	0	0	0	K U	1RXS J145215.3+404901	0.0	0.0		
0738	14 53 25.94	+57 22 33.3	1	1	0	0	0	0	X	1RXS J145326.2+572235	0.0	0.0		
0739	14 54 54.24	-36 26 00.0	1	1	0	0	0	0		NuID	0.0	0.0		
0740	14 57 08.09	+35 29 30.8	1	1	0	0	0	0		NuID	0.0	0.0		
0741	15 00 17.96	+10 44 25.9	1	1	0	0	0	0	X	1RXS J150017.7+104424	0.0	0.0		
0742	15 00 20.99	+74 58 36.7	0	0	1	1	0	0	WD	FBS1500+752	0.0	0.0		
0743	15 00 43.93	+68 22 35.6	1	1	0	0	0	0		NuID	0.0	0.0		
0744	15 01 18.39	+54 55 07.9	0	0	1	1	1	1	X	RX J1501.2+5455	0.0	0.0		
0745	15 01 42.91	-41 58 02.0	0	0	1	1	0	0			0.0	0.0		
0746	15 02 16.72	+32 57 44.2	0	0	1	1	0	0	X	1RXS J150219.2+325810	0.0	0.0		
0747	15 02 58.70	+65 46 55.0	0	0	1	1	0	0	G0	HD133826	7.8	7.26		
0748	15 03 47.95	+47 39 24.9	1	1	0	0	0	0	G2	*44BooB	0.0	0.0	specbin	
0749	15 04 06.77	+48 59 00.7	1	1	0	1	0	0	K U	1RXS J150406.7+485856	0.0	0.0		
0750	15 05 06.57	-47 03 02.9	1	1	0	0	0	0		NuID	0.0	0.0		
0751	15 06 18.12	-75 02 01.1	1	1	0	0	0	0	X	1RXS J150618.6-750157	0.0	0.0		
0752	15 06 30.79	-31 14 58.0	1	1	0	0	0	0	K U	1RXS J150630.8-311502	0.0	0.0		
0753	15 07 49.90	+63 07 01.4	1	1	0	0	0	0		NuID	0.0	0.0		
0754	15 07 52.91	+51 51 20.5	0	0	0	0	1	1	gal N	1RXS J150752.3+515116	0.0	0.0		
0755	15 07 57.77	+76 12 15.1	1	1	0	0	0	0	G5	HD 135363	9.7	9.2		
0756	15 08 53.16	+49 34 18.1	1	1	0	0	0	1		NuID	0.0	0.0		
0757	15 09 07.06	+59 04 21.9	1	1	0	0	0	0	M7	1RX J1509.0+5904	0.0	0.0		
0758	15 11 32.63	+29 06 43.7	1	1	0	0	0	0		NuID	0.0	0.0		
0759	15 12 23.15	-75 15 18.9	1	1	0	0	0	0	G8/Ko	HD133813	0.0	0.0	variabl	
0760	15 13 02.85	+51 01 33.9	0	0	1	1	0	0	K U		0.0	0.0		
0761	15 14 46.15	+58 17 49.2	0	0	1	1	0	0	X	1RXS J151446.4+581749	0.0	0.0		
0762	15 15 07.35	-44 38 24.4	1	1	0	0	0	0	M0	KWS97TTS19	0.0	13.64	TT*	
0763	15 16 58.62	+52 11 46.3	1	1	0	0	0	1	K U	1RXS J151659.2+521142	0.0	0.0		
0764	15 19 26.18	+43 39 22.7	0	0	1	1	0	0			0.0	0.0		
0765	15 21 53.15	+59 40 23.7	0	0	1	1	0	0	gal N	1RXS J152153.4+594025	0.0	0.0		
0766	15 22 17.30	+16 48 34.8	0	0	1	1	0	0	Sy1	RBS1490	0.0	0.0		
0767	15 22 18.10	+54 10 57.1	0	0	0	1	1	1			0.0	0.0		
0768	15 22 28.40	+55 16 19.2	0	0	0	1	1	1	G0	CCDM J15225+5516	9.9	9.24	double*	
0769	15 23 47.59	+54 17 23.0	0	0	0	1	1	1			0.0	0.0		
0770	15 23 53.67	+56 09 22.3	1	1	0	0	0	1		NuID	0.0	0.0		
0771	15 24 30.92	-13 22 20.2	1	1	0	0	0	0		NuID	0.0	0.0		
0772	15 25 24.88	+10 11 22.2	1	1	0	0	0	0	QSO N	1RXS J152525.2+101126	0.0	0.0		
0773	15 27 57.10	+65 15 30.7	1	1	0	0	0	0	K U	1RXS J152757.4+651533	0.0	0.0		
0774	15 29 07.71	+56 16 06.9	0	0	0	1	1	1	Sy1	VV96 J152907.4+561607	15.8	15.8		
0775	15 29 18.01	+52 52 16.7	1	1	0	0	0	0		NuID	0.0	0.0		
0776	15 31 00.25	-18 47 58.1	1	1	0	0	0	0	starU	1RXS J153100.2-184801	0.0	0.0		
0777	15 31 05.80	-40 34 37.7	1	1	0	0	0	0		NuID	0.0	0.0		
0778	15 33 49.36	+63 54 35.6	1	1	0	1	0	0	A5	HD139319	0.0	0.0	eclipbi	

Continuation of Table 7

Num	postion in X-ray		flags for variability							type	name	B [mag]	V [mag]	remarks
	α_{2000} [h m s]	δ_{2000} [' '']	f	fa	p	pa	t	ta						
0779	15 34 07.19	+64 47 16.3	0	0	1	1	0	0	X	1RXS J153407.7+644718	0.0	0.0		
0780	15 35 22.70	+60 05 12.4	1	1	0	0	0	0	K3V	HD139477	0.0	0.0	propmot	
0781	15 36 28.76	-56 36 16.1	1	1	0	0	0	0	starU	1RXS J153629.1-563613	0.0	0.0		
0782	15 37 04.30	+37 48 34.4	1	1	0	0	0	0	K U	1RXS J153704.2+374830	0.0	0.0		
0783	15 39 44.25	+27 51 14.2	1	1	0	0	0	0	K U	1RXS J153944.2+275113	0.0	0.0		
0784	15 44 40.36	-42 09 19.7	1	1	0	0	0	0	starU	1RXS J154440.2-420919	0.0	0.0		
0785	15 45 32.71	+42 05 00.5	1	1	0	1	1	1	starU	1RXS J154532.3+420500	0.0	13.87		
0786	15 45 47.65	-30 20 58.4	1	1	0	0	0	0	K2V	V*KW Lup	10.41	9.37	TT*	
0787	15 45 52.59	-42 22 24.2	1	1	0	0	0	0	K1	CD-41 10274	11.5	10.6	TT*	
0788	15 46 52.00	+47 45 45.7	0	0	1	1	0	0			0.0	0.0		
0789	15 47 32.45	+10 24 49.2	1	1	0	0	0	0	Sy1	RBS1529	0.0	16.2		
0790	15 47 43.28	+61 49 11.4	1	1	0	0	0	0	star	GSC 04182-00599	0.0	0.0		
0791	15 47 54.29	-62 34 11.2	1	1	0	0	0	0	LXB	4U1543-62	0.0	0.0		
0792	15 48 38.74	-59 20 17.0	1	1	0	0	0	0	starU	1RXS J154839.2-592013	0.0	0.0		
0793	15 48 43.12	+60 35 56.7	1	1	0	0	0	0	K U		0.0	0.0		
0794	15 49 49.88	+47 28 33.7	0	0	1	1	0	1	G5	HD141970	9.28	8.58		
0795	15 49 54.57	+58 26 13.4	0	0	0	0	1	1	X	1RXS J154954.3+582610	0.0	0.0		
0796	15 53 12.59	+52 06 46.9	1	1	0	0	0	0	K U		0.0	0.0		
0797	15 54 04.86	+61 56 45.7	1	1	0	0	0	0	X	1RXS J155405.3+615645	0.0	0.0		
0798	15 54 27.08	+65 44 45.8	0	0	1	1	0	0	K U		0.0	0.0		
0799	15 55 32.25	+35 12 09.0	1	1	0	0	0	0	M4.5	G180-11	15.6	13.68	Fl*	
0800	15 55 47.99	+68 40 13.8	1	1	0	0	0	0	MV:e	RE J155557+683918	0.0	0.0		
0801	15 57 33.90	-48 34 59.8	1	1	0	0	0	0	starU	1RXS J155734.0-483457	0.0	0.0		
0802	15 57 54.62	+60 10 19.5	0	0	0	0	1	1	K5	StKM1-1295	0.0	11.4		
0803	15 58 29.47	+27 17 00.4	1	1	0	0	0	0	Sy1	1E1556+27.4	0.0	0.0		
0804	16 00 31.30	+36 33 32.5	1	1	0	0	0	0	M U	1RXS J160031.3+363335	0.0	0.0		
0805	16 00 49.45	+46 47 06.9	1	1	0	0	0	1	K U	1RXS J160048.9+464707	0.0	0.0		
0806	16 02 54.87	-20 22 39.8	1	1	0	0	0	0	K7	[PZ99]J160253.9-202248	0.0	0.0	premain	
0807	16 03 35.88	-22 46 01.7	1	1	0	0	0	0		NuID	0.0	0.0		
0808	16 04 03.21	-21 55 42.1	1	1	0	0	0	0	K0V	HD143937	0.0	0.0	variabl	
0809	16 04 38.95	+70 22 12.3	1	1	0	0	0	0	K U	1RXS J160438.3+702212	0.0	0.0		
0810	16 06 33.49	-20 36 29.5	0	0	1	1	0	0		NuID	0.0	0.0		
0811	16 07 14.39	+34 01 24.5	1	1	0	0	0	0	star	RBS1560	0.0	0.0		
0812	16 08 05.05	-24 55 39.4	1	1	0	0	0	0		NuID	0.0	0.0		
0813	16 13 01.55	+37 16 58.2	0	0	0	1	1	1	Sy1	MCG+06-36-003	15.5	0.0		
0814	16 13 51.07	+37 42 46.2	0	0	0	0	1	1	QSO	VV96J161351.4+374259	0.0	18.5		
0815	16 14 09.76	-14 21 44.0	1	1	0	0	0	0		NuID	0.0	0.0		
0816	16 14 15.40	+54 42 47.8	1	1	0	0	0	0	X	1RXS J161415.1+544246	0.0	0.0		
0817	16 14 41.05	+33 51 29.7	1	1	0	0	0	0	G0Ve	V*TZ CIB	6.15	5.64	RSCVn	
0818	16 17 06.82	+41 06 35.2	0	0	1	1	0	0	bll	B3 1615+412	0.0	18.3		
0819	16 18 03.39	-43 07 54.5	1	1	0	0	0	0	M4	RX J1618.0-4307	0.0	0.0		
0820	16 18 11.37	-29 11 12.7	1	1	0	0	0	0		NuID	0.0	0.0		
0821	16 18 38.43	-35 24 34.1	1	1	0	0	0	0		NuID	0.0	0.0		
0822	16 18 52.44	+59 59 29.7	0	0	1	1	0	0	X	1RXS J161852.0+595929	0.0	0.0		
0823	16 19 48.36	+65 16 14.7	0	0	1	1	0	0			0.0	0.0		
0824	16 19 55.45	+39 42 25.8	1	1	0	1	0	1	F3IV	HD147365	0.0	0.0	double*	
0825	16 22 29.84	+40 06 35.9	0	0	1	1	0	0	QSO	RGB J1622+401	0.0	0.0		
0826	16 23 47.95	+41 04 37.7	1	1	0	0	0	0	Sy1	Mrk699	0.0	0.0		
0827	16 24 02.50	-29 10 45.4	1	1	0	0	0	0		NuID	0.0	0.0		
0828	16 25 33.81	+83 59 41.1	1	1	0	1	0	1	K0	BD+84 365	10.1	8.95		
0829	16 26 00.19	+37 56 35.1	1	1	0	0	0	0	Sy1	RBS1586	0.0	0.0		
0830	16 29 10.59	+78 04 42.1	0	1	1	1	0	0	WD	1ES 1631+78.1	0.0	13.03	double*	
0831	16 31 02.47	+73 03 35.2	1	1	0	0	0	0	star	[ATZ98]E030	15.7	13.9		
0832	16 31 40.48	+58 38 04.1	1	1	0	0	0	1	X	1RXS J163140.1+583801	0.0	0.0		
0833	16 31 52.79	+34 53 19.1	0	0	1	1	0	0		NuID	0.0	0.0		
0834	16 32 24.74	-50 32 30.7	1	1	0	0	0	0	starU	1RXS J163224.7-503228	0.0	0.0		
0835	16 32 29.59	+58 51 03.4	1	1	0	0	0	0	starU	1RXS J163228.4+585104	0.0	0.0		
0836	16 32 52.17	+03 14 27.9	1	1	0	0	0	0	K0	HD149162	0.0	0.0		
0837	16 33 06.96	+41 57 38.8	0	1	0	0	1	1	Sy2	BFE95 218	0.0	0.0		
0838	16 33 23.17	+47 18 50.2	1	1	0	0	0	0	Sy1	[BFE95]219	0.0	0.0		

Num	postion in X-ray		flags for variability							type	name	B [mag]	V [mag]	remarks
	α_{2000} [h m s]	δ_{2000} [' '']	f	fa	p	pa	t	ta						
0839	16 33 38.35	+42 07 00.0	1	1	0	0	0	0	X	1RXS J163332.0+420616	0.0	0.0		
0840	16 35 23.48	+54 53 08.2	1	1	0	0	0	1		NuID	0.0	0.0		
0841	16 35 27.57	+35 00 55.8	1	1	0	0	0	0	M4	GJ3966	0.0	12.95	Fl*	
0842	16 36 07.79	-35 43 56.0	1	1	0	0	0	0	starU	1RXS J163607.8-354353	0.0	0.0		
0843	16 38 00.91	+56 01 01.3	0	1	0	0	1	1	K1III	HD150449	0.0	0.0		
0844	16 39 47.78	-39 20 24.2	1	1	0	0	0	0	M0Ve	GSC07854-02093	0.0	13.29		
0845	16 40 20.75	+67 36 09.8	1	1	0	0	0	0	M5.5	G 240-23	17.6	15.65	flare*	
0846	16 43 27.32	+82 01 12.0	0	1	1	1	0	1	rad	[MKO97]NGC 6251 18	0.0	0.0	RRLYr	
0847	16 43 28.73	+75 21 54.8	1	1	0	0	0	0	rad	7C 1645+7526	0.0	0.0		
0848	16 45 46.23	+59 57 35.1	0	0	1	1	0	0	X	D98 17	0.0	0.0		
0849	16 46 10.33	-11 24 08.0	1	1	0	0	0	0	Sy1	H1643-113	0.0	0.0		
0850	16 50 20.22	+40 37 25.9	0	0	0	0	1	1	WD	WD1648+407	0.0	14.5		
0851	16 50 27.21	+27 28 08.3	1	1	0	0	0	0		NuID	0.0	0.0		
0852	16 52 40.15	+44 16 36.5	0	0	1	1	0	0	Sy1	BFE95 224	16.9	0.0		
0853	16 53 48.27	+53 41 01.2	0	0	0	0	1	1			0.0	0.0		
0854	16 54 08.51	-41 49 36.0	0	0	1	1	0	0		NuID	0.0	0.0		
0855	16 55 29.42	-08 20 08.3	1	1	0	0	0	0	M3Ve	HD152751	10.62	9.04	Fl*	
0856	16 56 00.74	+65 08 06.3	0	0	1	1	0	1	F6Vva	*19Dra	0.0	0.0		
0857	16 56 09.86	-03 40 26.3	1	1	0	0	0	0	G U	JVH96NGC62541	0.0	0.0		
0858	16 56 18.02	+52 41 50.7	1	1	0	1	0	0	A0V	HD153345	7.11	7.16	eclbinary	
0859	16 56 21.99	+54 26 47.2	0	0	1	1	0	1			0.0	0.0		
0860	16 56 48.45	-39 06 05.2	1	1	0	0	0	0	M3Ve	V*V914Sco	0.0	0.0	variabl	
0861	16 57 05.41	-04 20 55.8	1	1	0	0	0	0	M3.5	1E1654.4-0415	13.92	12.33	Fl*	
0862	16 57 49.85	+35 20 22.2	1	1	1	1	0	1	WD	X Her X-1	13.0	13.0	Cepheid	
0863	16 58 19.01	+33 34 07.4	1	1	0	0	0	0		NuID	0.0	0.0		
0864	16 58 45.97	+50 41 16.3	1	1	0	0	0	0	X	1RXS J165845.9+504113	0.0	0.0		
0865	16 59 04.53	+38 22 51.4	1	1	0	0	0	0	starU	1RXS J165904.6+382254	0.0	0.0		
0866	16 59 09.47	+20 58 02.9	1	1	0	0	0	0	star	RBS1615	0.0	0.0		
0867	17 00 33.46	+56 19 47.7	0	0	0	1	1	1	Sy1	BFE95 226	17.5	0.0		
0868	17 02 31.16	+32 47 20.6	0	0	0	1	1	1	Sy1	VV96 J170231.0+324717	15.9	15.9		
0869	17 02 32.81	+33 30 48.4	0	0	0	0	1	1		NuID	0.0	0.0		
0870	17 03 03.01	+32 03 17.5	1	1	0	0	0	0	F8	BD+32 2836	12.2	11.6		
0871	17 04 48.36	+71 38 14.6	0	0	1	1	0	0	bll	ATZ98E089	16.54	16.17		
0872	17 05 14.61	+75 30 20.6	1	1	0	0	0	0	F5	BD+75 615	9.03	8.62		
0873	17 05 26.32	+19 47 20.2	0	0	1	1	0	0	X	1RXS J170527.3+194726	0.0	0.0		
0874	17 06 24.18	+73 29 30.8	1	1	0	0	0	0		NuID	0.0	0.0		
0875	17 06 56.65	+06 47 50.0	1	1	0	0	0	0		NuID	0.0	0.0		
0876	17 07 12.36	+41 36 50.0	1	1	0	0	0	0	K U		0.0	0.0		
0877	17 08 24.09	+40 23 35.3	0	1	0	0	1	1	rad	MITG J1708+4024	0.0	0.0		
0878	17 08 38.81	-13 05 20.7	1	1	0	0	0	0	starU	1RXS J170838.8-130517	0.0	0.0		
0879	17 09 17.73	+61 53 28.9	0	1	0	0	1	1	star	GSC 04198-00010	0.0	0.0		
0880	17 10 17.81	+63 21 35.1	0	0	1	1	0	0		NuID	0.0	0.0		
0881	17 10 57.80	-26 29 41.7	1	1	0	0	0	0		NuID	0.0	0.0		
0882	17 12 15.27	+44 03 03.8	0	0	0	1	1	1		NuID	0.0	0.0		
0883	17 12 26.96	+35 52 51.5	0	0	0	0	1	1	Sy1	MCG+06-38-005	15.1	0.0		
0884	17 13 04.47	+35 23 31.3	1	1	0	0	0	1	bll	FBQS J1713+3523	0.0	0.0		
0885	17 17 34.62	+10 24 54.4	1	1	0	0	0	0	G5	V*V2369Oph	9.15	8.47	variable	
0886	17 18 19.79	+67 54 29.5	1	1	0	0	0	0	K U	1RXS J171820.4+675432	0.0	0.0		
0887	17 19 53.26	+26 29 54.6	1	1	0	0	0	0	M4.5	V*V639Her	0.0	0.0	Fl*	
0888	17 20 01.35	+35 41 09.3	1	1	0	0	0	0	F8	BD+35 2953	9.68	9.15		
0889	17 21 15.18	+31 15 14.3	0	0	1	1	0	0	F8	HD157329	7.431	6.91		
0890	17 22 39.74	+30 52 49.3	1	1	0	0	0	0	Sy1	QSO B1720+309	15.3	0.0		
0891	17 23 19.35	+63 33 26.3	0	0	1	1	0	0	K U		0.0	0.0		
0892	17 24 05.60	+41 13 58.1	1	1	0	0	0	0	star	V*V1007 Her	0.0	0.0	cataclvar	
0893	17 24 17.12	+69 56 47.5	0	0	1	1	0	0	X	RX J1724.2+6957	5.37	4.89	specbin*	
0894	17 24 40.44	+64 40 55.5	0	0	1	1	0	0	star	GSC04206-01161	10.76	10.08		
0895	17 27 28.77	+13 25 59.8	1	1	0	0	0	0	X	1RXS J172728.8+132601	0.0	0.0		
0896	17 27 57.08	-40 16 17.5	1	1	0	0	0	0	starU	1RXS J172757.3401614	0.0	0.0		
0897	17 28 39.35	+59 02 01.5	1	1	0	1	0	1	G0	V*GR Dra	8.84	8.26	pulsating*	
0898	17 30 06.83	-38 03 35.8	1	1	0	0	0	0		NuID	0.0	0.0		

Continuation of Table 7

Num	postion in X-ray		flags for variability							type	name	B [mag]	V [mag]	remarks
	α_{2000} [h m s]	δ_{2000} [' '']	f	fa	p	pa	t	ta						
0899	17 30 35.82	-21 32 26.6	1	1	0	0	0	0			0.0	0.0		
0900	17 32 16.51	+48 47 52.7	1	1	1	1	0	0	K U	1RXS J173216.5+484754	0.0	0.0		
0901	17 32 40.94	+74 13 39.9	1	1	0	1	0	0	K0III	V*DR Dra	7.67	6.64	RSCVn	
0902	17 35 46.88	-30 29 00.4	1	1	0	0	0	0	LXB	GPS1733-304	0.0	0.0		
0903	17 37 46.29	-13 14 50.2	1	1	0	0	0	0		NuID	0.0	0.0		
0904	17 37 55.10	-42 34 07.7	1	1	0	0	0	0		NuID	0.0	0.0		
0905	17 38 05.43	+65 09 34.3	1	1	0	1	0	0	M U		0.0	0.0		
0906	17 38 39.76	+61 14 09.4	1	1	0	1	0	1	K7	AC+6127026	0.0	0.0	Fl*	
0907	17 38 42.05	+70 37 08.8	0	0	1	1	0	0			0.0	0.0		
0908	17 39 56.05	+65 00 08.5	0	1	0	1	1	1	K0	HD 161284	9.33	8.4		
0909	17 40 14.84	+58 54 09.8	1	1	0	0	0	0	K U	1RXS J174014.8+585411	0.0	0.0		
0910	17 40 27.56	+16 16 34.1	1	1	0	0	0	0	K U	1RXS J174027.6+161637	0.0	0.0		
0911	17 43 11.43	+33 49 46.9	1	1	0	0	0	1	X	1RXS J174311.5+334950	0.0	0.0		
0912	17 43 14.24	+46 35 24.7	0	0	1	1	0	0	X	1RXS J174314.2+463526	0.0	0.0		
0913	17 44 10.81	+72 03 08.4	0	0	1	1	0	0	K U	1ES1745+72.0	0.0	0.0		
0914	17 44 50.14	+74 52 28.9	1	1	0	0	0	0	K0	BD+74 736	10.35	9.6		
0915	17 45 04.15	+48 02 36.1	0	1	0	0	1	1	Sy1	RBS1660	15.9	0.0		
0916	17 45 31.82	+51 24 14.6	1	1	0	0	0	0	M U		0.0	0.0		
0917	17 46 04.86	+31 20 55.6	1	1	0	0	0	0	star	ROTSE1 J174605.20+312104.	0.0	0.0	RRLyr	
0918	17 46 10.16	+67 37 19.5	1	1	0	1	0	0	Sy1	1E1746.2+6738	0.0	0.0		
0919	17 47 00.72	+72 40 29.1	1	1	0	1	0	0	agn	RX J1747.0+7240	0.0	0.0		
0920	17 47 01.98	+49 38 00.5	1	1	0	0	0	0	X	1RXS J174702.0+493803	0.0	14.2		
0921	17 47 28.16	-26 34 43.5	1	1	0	0	0	0			0.0	0.0		
0922	17 48 01.93	-26 25 14.3	1	1	0	0	0	0	A1	V*V752Sqr	12.2	0.0	eclbin	
0923	17 48 08.91	-26 36 55.3	1	1	0	0	0	0			0.0	0.0		
0924	17 48 18.92	+70 16 14.0	0	1	1	1	0	0	X	2E 1748.8+7016	0.0	0.0		
0925	17 49 48.50	-33 12 18.3	1	1	0	0	0	0	LXB	RX J1749.8-3312	0.0	0.0		
0926	17 50 46.61	-31 16 29.8	1	1	0	0	0	0		NuID	0.0	0.0		
0927	17 51 40.87	+28 18 51.3	1	1	0	0	0	0	K U	1RXS J175140.9+281855	0.0	0.0		
0928	17 51 49.66	+07 14 49.5	1	1	0	0	0	0	K U	1RXS J175149.9+071450	0.0	0.0		
0929	17 53 52.10	+68 52 26.9	1	1	0	1	0	0	K U		0.0	0.0		
0930	17 55 12.87	+46 49 29.7	1	1	0	0	0	0	K U		0.0	0.0		
0931	17 55 24.67	+36 11 18.9	1	1	0	0	0	0	G5	V*V835 Her	8.78	7.93	RSCVn	
0932	17 55 30.13	+32 36 11.2	0	0	1	1	0	0	G U		0.0	0.0		
0933	17 57 12.84	+70 33 38.7	0	1	0	0	1	1	bll	1E 1757.7+7034	0.0	18.27		
0934	17 58 01.05	+64 09 27.5	1	1	0	1	0	0	G	BD+64 1235	11.4	10.21		
0935	17 58 22.80	+62 03 24.7	1	1	0	0	0	0	X	1RXS J175823.3+620326	0.0	0.0		
0936	18 00 08.86	+69 38 28.2	1	1	0	0	0	0	X	1RXS J180008.5+693831	0.0	0.0		
0937	18 00 35.19	+08 10 10.5	1	1	0	0	0	0	star	V*V2301Oph	0.0	0.0	novalike	
0938	18 00 37.48	-23 25 31.2	1	1	0	0	0	0	X	1RXS J180037.6-232454	0.0	0.0		
0939	18 02 06.62	+18 04 33.0	1	1	0	0	0	0	star	RX J1802.1+1804	15.0	14.6	cataclvar	
0940	18 02 16.20	+64 15 47.4	1	1	0	0	0	0	MV:e	EUVE J1802+64.2	15.3	13.5		
0941	18 03 39.99	+40 12 10.1	1	1	0	0	0	0	X	1RXS J180340.0+401214	0.0	0.0		
0942	18 04 43.33	+40 04 56.6	1	1	0	0	0	0	F7V	HD 165567	6.99	6.53		
0943	18 05 07.11	+63 53 28.9	1	1	0	0	0	0	G U		0.0	0.0		
0944	18 05 37.15	+04 39 32.4	1	1	0	0	0	0		NuID	0.0	0.0		
0945	18 05 49.89	+21 26 34.6	1	1	0	0	0	0	G0	V*V772Her	7.716	7.09	RSCVn	
0946	18 07 33.17	+61 32 04.0	1	1	0	0	0	0	K U		0.0	0.0		
0947	18 07 51.82	+05 51 41.0	1	1	0	0	0	0	star	V*V426Oph	11.0	11.5	dwarfnova	
0948	18 08 15.88	+29 41 24.0	1	1	0	0	0	0	G5	RX J1808.2+2941	8.4	7.7	RSCVn	
0949	18 08 32.26	+31 32 11.7	1	1	0	0	0	0	star	GSC 02621-00278	11.4	10.7		
0950	18 09 05.10	+63 33 05.2	1	1	0	0	0	0			0.0	0.0		
0951	18 09 59.64	+51 55 07.4	1	1	0	0	0	0	K U	1RXS J180959.6+515505	0.0	0.0		
0952	18 10 06.62	+53 20 06.1	0	0	1	1	0	0			0.0	0.0		
0953	18 10 22.63	+63 28 11.7	1	1	0	0	0	0			0.0	0.0		
0954	18 10 58.19	+60 35 44.1	1	1	0	0	0	0	starU	1RXS J181058.3+603541	0.0	0.0		
0955	18 12 08.09	+63 53 40.0	1	1	0	1	0	0	rad	VLA NEP J1812.1+6353	0.0	0.0		
0956	18 12 21.16	+22 35 52.9	1	1	0	0	0	0	K U	1RXS J181221.5+223552	0.0	0.0		
0957	18 13 06.15	+26 01 44.5	1	1	0	0	0	0	M4	GJ4044	0.0	13.32	Fl*	
0958	18 13 37.12	+62 31 23.2	1	1	0	1	0	0	star	GSC 04205-00968	11.2	10.7		

Num	postion in X-ray		flags for variability							type	name	B [mag]	V [mag]	remarks
	α_{2000} [h m s]	δ_{2000} [' '']	f	fa	p	pa	t	ta						
0959	18 13 40.68	+30 01 44.3	1	1	0	0	0	0	agn	RX J1813.7+3001	0.0	0.0		
0960	18 13 53.70	+64 23 48.2	1	1	0	0	0	0	F5V	*36Dra	5.41	5.03	porpmotion*	
0961	18 14 31.55	-17 09 26.7	1	1	0	0	0	0	LXB	X Sqr XR-2	0.0	0.0		
0962	18 16 07.82	+54 08 00.9	1	1	0	0	0	0	star	GSC 03904-00065	11.05	10.21		
0963	18 16 13.82	+49 52 06.4	1	1	0	0	0	0	M4.5	V*AM Her	0.0	12.4	variable*	
0964	18 16 16.05	+54 10 16.0	1	1	0	0	0	0	KV:e	V*EY Dra	13.28	11.83	WD	
0965	18 17 53.08	+62 44 21.4	1	1	0	0	0	0			0.0	0.0		
0966	18 18 09.97	+53 43 46.8	1	1	0	1	0	1	Sy1	1ES 1817+53.7	15.2	0.0		
0967	18 18 29.38	+67 41 27.9	0	1	0	1	1	1	Sy1	[VV96]J181828.6+674125	16.5	0.0		
0968	18 19 21.88	+60 55 12.9	1	1	0	0	0	0	K U		0.0	0.0		
0969	18 21 39.68	+63 28 22.0	1	1	0	0	0	0			0.0	0.0		
0970	18 22 53.70	+09 33 19.9	1	1	0	0	0	0		NuID	0.0	0.0		
0971	18 23 27.46	+62 57 12.5	1	1	0	0	0	0	star	GSC 04218-00422	0.0	0.0		
0972	18 25 33.59	+62 34 13.8	1	1	0	1	0	0	K U	1RXS J182533.4+623416	0.0	0.0		
0973	18 25 49.15	+04 09 28.7	1	1	0	0	0	0	starU	1RXS K182549.2+040925	0.0	0.0		
0974	18 27 22.01	+61 35 28.3	1	1	0	0	0	0		NuID	0.0	0.0		
0975	18 29 44.30	+67 49 09.8	0	0	1	1	0	0	K U		0.0	0.0		
0976	18 32 02.83	+20 30 56.2	1	1	0	0	0	0	M U	1RXS J182203.0+203050	0.0	0.0		
0977	18 33 55.53	+51 43 12.9	1	1	0	1	0	0	K6Ve	V*BY Dra	9.26	8.07	variable*	
0978	18 34 20.00	+18 41 29.2	1	1	0	0	0	0	G0V	V*V889Her	7.98	7.4		
0979	18 35 20.80	-31 23 24.2	1	1	0	0	0	0	K U	1RXS J183520.9-312327	0.0	0.0		
0980	18 39 56.26	+51 05 38.9	1	1	0	1	0	1	G5	HD 172884	9.49	8.86	double*	
0981	18 40 14.02	+54 02 56.6	0	0	1	1	0	0	K U		0.0	0.0		
0982	18 41 59.80	+63 16 27.5	1	1	0	0	0	0	star	G 227-45	15.8	0.0		
0983	18 42 42.43	+55 30 19.8	1	1	0	0	0	0	K0V	BD+55 2107B	0.0	10.7	double*	
0984	18 44 15.03	+44 54 09.9	1	1	0	0	0	0	X	1RXS J184415.0+445407	0.0	0.0		
0985	18 44 50.06	-74 18 43.1	1	1	0	0	0	0	star	V*V347Pav	0.0	17.6	cataclvar	
0986	18 46 40.00	-09 16 18.7	1	1	0	0	0	0	starU	1RXS J184640.1-091622	0.0	0.0		
0987	18 46 59.32	+55 38 38.0	1	1	0	0	0	0	X	1RXS J184659.4+553834	0.0	0.0		
0988	18 47 40.04	+29 30 40.8	1	1	0	0	0	0		NuID	0.0	0.0		
0989	18 48 22.99	+32 19 01.9	0	0	1	1	0	0	X	RX J1848.3+3218	0.0	0.0		
0990	18 48 47.10	+80 40 21.1	1	1	0	0	0	0	starU	1RXS J18487.1+804022	0.0	0.0		
0991	18 49 04.22	+69 23 09.0	1	1	0	1	0	0	K U		0.0	0.0		
0992	18 49 15.53	+65 29 48.3	1	1	0	1	0	0	F8	HD 175199	8.9	8.61		
0993	18 49 48.72	-23 49 58.7	1	1	0	0	0	0	M3.5	V*V1216Sqr	12.55	10.95	Fl*	
0994	18 50 14.01	+69 14 46.3	1	1	1	1	0	0			0.0	0.0		
0995	18 50 38.37	+43 26 55.8	1	1	0	0	0	0	K U	1RXS J185038.4+432646	0.0	0.0		
0996	18 53 55.41	+68 23 02.3	0	1	1	1	0	0	X	EXSS1854.1+6819	0.0	0.0		
0997	18 55 04.65	+42 59 56.2	1	1	0	0	0	0	K U	1RXS J185504.7+425952	0.0	0.0		
0998	18 55 27.47	+08 24 12.1	1	1	0	0	0	0	M3	V*V1285Aql	11.6	10.2	Fl*	
0999	18 55 55.80	+23 33 55.9	1	1	0	0	0	0	K0	HD175742	0.0	0.0	variabl	
1000	18 56 35.11	-37 54 30.5	1	1	0	0	0	0	star	1ES1853-37.9	0.0	25.7		
1001	18 57 12.85	+64 06 23.9	1	1	0	0	0	0		NuID	0.0	0.0		
1002	18 57 39.69	+37 59 27.3	1	1	0	0	0	0	rad	B3 1856+379	0.0	0.0		
1003	18 57 57.80	+69 26 45.8	0	0	1	1	0	0			0.0	0.0		
1004	19 03 17.55	+63 59 35.8	1	1	0	0	0	0	M0	GJ 4094	11.9	10.8		
1005	19 04 12.06	+36 27 04.6	0	0	1	1	0	0	K U	RX J1904.1+3627	0.0	0.0		
1006	19 05 26.82	+65 13 08.9	1	1	0	0	0	0	rad	WN 1905+6507	0.0	0.0		
1007	19 06 19.71	-52 20 24.7	1	1	0	0	0	0	F7V	*rho Tel	5.681	5.18		
1008	19 07 16.15	+12 03 05.2	1	1	0	0	0	0	starU	1RXS J190716.1+120301	0.0	0.0		
1009	19 11 02.22	+00 34 54.7	1	1	0	0	0	0			0.0	0.0		
1010	19 14 12.78	+61 51 21.7	1	1	0	0	0	0	K U		0.0	0.0		
1011	19 14 20.23	+62 30 00.6	1	1	0	1	0	0	K0	BD+62 1699	10.68	9.95		
1012	19 14 26.09	+24 56 44.6	1	1	1	1	0	0	star	V*V407Vul	0.0	0.0	cataclvar	
1013	19 14 39.80	+19 19 05.0	1	1	0	0	0	0		NuID	0.0	0.0		
1014	19 16 04.03	+35 25 38.6	0	0	0	0	1	1	K U	1RXS J191604.2+352535	0.0	0.0		
1015	19 18 47.78	-05 14 11.2	1	1	0	0	0	0	LXB	V*V1405Aql	0.0	0.0		
1016	19 18 54.69	+43 49 27.3	1	1	0	1	0	0	star	ROTSE1 J191853.61+4349	0.0	0.0	cepheid	
1017	19 19 20.11	-01 34 17.2	1	1	0	0	0	0	starU	1RXS J191919.6-013422	0.0	0.0		
1018	19 21 45.56	+65 21 46.2	0	1	0	1	1	1			0.0	0.0		

Continuation of Table 7

Num	postion in X-ray		flags for variability							type	name	B [mag]	V [mag]	remarks
	α_{2000} [h m s]	δ_{2000} [' '']	f	fa	p	pa	t	ta						
1019	19 24 08.78	+55 52 07.9	0	0	1	1	0	0	K U		0.0	0.0		
1020	19 26 08.98	+14 12 03.8	1	1	0	0	0	0	star	1E1923.8+1405	0.0	10.9		
1021	19 26 35.17	+78 40 03.4	1	1	0	0	0	0	starU	1RXS J192636.0+784005	0.0	0.0		
1022	19 27 19.22	+65 33 55.3	1	1	0	1	0	1	Sy1	1ES 1927+65.4	0.0	0.0		
1023	19 27 48.43	+73 57 58.5	1	1	0	0	0	0	Sy1	NB73.20	0.0	0.0		
1024	19 29 38.12	+11 18 00.9	1	1	0	0	0	0	starU	1RXS J192938.1+111757	0.0	0.0		
1025	19 31 12.94	+36 07 31.2	0	0	0	0	1	1	star	G125-15	0.0	0.0		
1026	19 32 28.42	+34 53 19.7	1	1	0	0	0	0	starU	1RXS J193228.6+345318	0.0	0.0		
1027	19 33 30.03	+80 09 44.2	0	0	1	1	0	0	G5	HD186544	8.95	8.32		
1028	19 34 12.80	+69 47 42.6	0	0	0	0	1	1	G0	HD185561	9.11	8.62		
1029	19 35 07.96	+59 31 00.8	1	1	0	1	0	0	K U		0.0	0.0		
1030	19 37 32.83	-06 13 01.7	1	1	0	0	0	0	star	1ES1934-06.3	0.0	0.0	emline*	
1031	19 38 35.76	-46 12 55.9	1	1	0	0	0	0	star	V*QS Tel	0.0	15.2	cataclvar	
1032	19 38 56.31	+35 14 04.3	1	1	0	0	0	0		NuID	0.0	0.0		
1033	19 40 11.56	-10 25 25.5	1	1	0	0	0	0	star	V*V1432	16.0	0.0	cataclvar	
1034	19 40 18.08	+68 07 40.2	0	0	1	1	0	0	starU	1RXS J194017.2+680738	0.0	0.0		
1035	19 42 13.16	-20 45 47.6	1	1	0	0	0	0	X	1RXS J194213.0-204547	0.0	0.0		
1036	19 43 37.17	+32 25 19.2	1	1	0	0	0	0		NuID	0.0	0.0		
1037	19 44 14.90	+56 10 06.7	0	0	1	1	0	0	X	1RXS J194414.8+561009	0.0	0.0		
1038	19 46 02.78	+69 55 07.0	1	1	0	0	0	0	A0	V* HZ Dra	8.34	8.15	eclbinary	
1039	19 49 23.65	+41 35 19.3	0	1	0	0	1	1	starU	1RXS J194923.5+413521	0.0	0.0		
1040	19 50 15.99	+31 46 50.1	1	1	0	0	0	0		NuID	0.0	0.0		
1041	19 50 22.11	+60 47 59.9	1	1	0	0	0	0	X	1RXS J195022.5+604757	0.0	0.0		
1042	19 51 13.45	+08 42 22.4	1	1	0	0	0	0	star	1E1948.6+0834	0.0	10.1		
1043	19 51 35.75	-35 10 24.9	1	1	0	0	0	0	X	1RXS J195135.9-351029	0.0	0.0		
1044	19 53 15.46	+74 59 50.1	0	0	1	1	0	0	K U		0.0	0.0		
1045	19 53 40.72	+50 24 52.4	1	1	0	0	0	0	MeVe	RX J1953.6+5025	13.8	0.0		
1046	19 54 06.05	+25 18 56.5	1	1	0	0	0	0	K U	1RXS J195407.3+251910	0.0	0.0		
1047	19 54 16.84	-55 37 08.0	1	1	0	0	0	0	starU	1RXS J195417.0-553711	0.0	0.0		
1048	19 54 33.29	+49 39 30.2	0	0	1	1	0	0	K U	1RXS J195433.5+493926	0.0	0.0		
1049	19 55 11.83	-00 50 26.9	1	1	0	0	0	0		NuID	0.0	0.0		
1050	19 56 46.77	+53 04 20.5	1	1	0	0	0	0	K0V	GSC 03935-01634	0.0	10.34		
1051	19 57 11.01	-57 38 20.0	1	1	0	0	0	0	star	V*V393Pav	0.0	18.0	cataclvar	
1052	19 58 43.71	+70 21 59.0	0	0	1	1	0	0	G8III	HD190252	7.175	6.33		
1053	19 59 24.21	+11 42 32.4	1	1	0	0	0	0	LXB	4U1957+11	19.0	18.7		
1054	19 59 59.90	+65 08 55.1	0	0	0	1	1	1	bl	DGT2001 B1959+650	0.0	12.8		
1055	20 00 31.41	+59 21 27.7	1	1	0	0	0	0	starU	1RXS J200031.8+592127	0.0	0.0		
1056	20 01 11.42	+74 30 29.4	1	1	0	0	0	0	K U		0.0	0.0		
1057	20 01 35.43	+70 27 20.9	1	1	1	1	0	0	B9	CCDM J20016+7027AB	8.5	8.1	double*	
1058	20 02 08.35	+54 38 24.8	0	1	1	1	0	0	K0	HD 190398	9.17	8.41	double*	
1059	20 04 13.21	+74 25 35.4	1	1	0	0	0	1	K U	1RXS J200413.0+742533	0.0	0.0		
1060	20 04 46.21	+72 59 44.9	1	1	0	0	0	0	G	HD 191633	9.3	8.2	propmotion*	
1061	20 05 41.96	+22 39 52.3	1	1	0	0	0	0	M2	V*QQ Vul	14.4	14.86	cataclvar	
1062	20 07 33.96	-55 00 58.3	1	1	0	0	0	0	F8V	HD190422	6.748	6.26		
1063	20 09 25.54	-48 49 50.1	1	1	0	0	0	0	bla	QSO B2005-489	16.5	13.4		
1064	20 09 34.45	+73 20 24.2	1	1	0	0	0	1	starU		0.0	0.0		
1065	20 10 34.96	+06 32 07.4	1	1	0	0	0	0	Me	GSC00507-01588	0.0	12.01		
1066	20 12 33.68	-56 50 26.3	1	1	0	0	0	0		NuID	0.0	0.0		
1067	20 16 54.59	+33 59 32.4	1	1	1	1	0	0	starU	1RXS J201654.5+335935	0.0	0.0		
1068	20 18 00.94	+80 02 27.4	0	1	0	1	1	1			0.0	0.0		
1069	20 19 49.50	+22 56 14.8	1	1	0	0	0	0	M4Ve	GSC02155-01614	0.0	11.4		
1070	20 21 34.87	+15 25 30.8	1	1	0	0	0	0		NuID	0.0	0.0		
1071	20 22 37.69	-39 54 08.6	1	1	0	0	0	0	star	V*V4738Sqr	0.0	19.0	cataclvar	
1072	20 26 31.43	+50 51 29.3	1	1	0	0	0	0	starU	1RXS J202631.3+505132	0.0	0.0		
1073	20 29 35.95	+73 54 24.4	1	1	0	0	0	0	K U	1RXS J202935.2+735425	0.0	0.0		
1074	20 30 08.69	+79 50 41.2	1	1	0	0	0	0	M2.5V	EUVE J2030+79.8	14.4	12.1		
1075	20 31 13.54	+05 12 59.3	1	1	0	0	0	0	K0	HD195434	0.0	0.0	eclipsb	
1076	20 32 26.21	+40 57 20.7	1	1	0	0	0	0	star	V*V1521Cyg	0.0	0.0	wolfrayet	
1077	20 32 40.47	+41 14 53.4	0	0	1	1	0	0	A U	1RXS J145307.8+380319	0.0	0.0		
1078	20 33 01.89	+61 08 25.1	1	1	0	0	0	0	F8	HD 196269	9.38	8.82		

Num	postion in X-ray		flags for variability							type	name	B [mag]	V [mag]	remarks
	α_{2000} [h m s]	δ_{2000} [' '']	f	fa	p	pa	t	ta						
1079	20 34 20.83	+25 49 42.8	1	1	0	0	0	0	M U	1RXS J203420.7+254941	0.0	0.0		
1080	20 34 24.55	+82 53 31.8	1	1	0	0	0	0	K2	BD+82 622	10.51	9.55	eclbinary	
1081	20 37 20.10	+75 35 54.9	1	1	0	0	0	1	K0var	V* VW Cep	8.13	7.38	eclbinary	
1082	20 38 32.12	+41 30 19.2	0	0	1	1	0	0	K U	1RXS J203831.9+413022	0.0	0.0		
1083	20 39 41.07	+26 44 44.5	0	0	1	1	0	0		NuID	0.0	0.0		
1084	20 39 54.15	+06 20 01.6	1	1	0	0	0	0		NuID	0.0	0.0		
1085	20 40 09.38	-00 52 21.2	1	1	0	0	0	0	K5IV	V*AE Aqr	10.4	11.6	cataclvar	
1086	20 41 27.38	+57 25 45.5	1	1	0	0	0	0	K5	GJ 4156	11.63	10.27	propmation*	
1087	20 41 51.19	-32 25 59.2	1	1	0	0	0	0	M4.5	V*AT Mic	11.83	10.25	Fl*	
1088	20 43 15.48	-29 25 31.2	1	1	0	0	0	0		NuID	0.0	0.0		
1089	20 45 09.42	-31 20 25.8	1	1	0	0	0	0	M0	V*AU Mic	10.05	8.61	Fl*	
1090	20 45 17.85	+56 41 48.0	1	1	0	0	0	0	K U	1RXS J204518.2+564147	0.0	0.0		
1091	20 45 35.76	-39 49 38.8	1	1	0	0	0	0	K5	CD-40 14016	10.98	10.01		
1092	20 47 44.88	-36 35 36.2	1	1	0	0	0	0	K0V	V*BO Mic	10.38	9.44	variable	
1093	20 49 40.09	+22 39 09.2	1	1	0	0	0	0	K U	1RXS J204939.8+223914	0.0	0.0		
1094	20 53 54.26	+44 23 01.4	1	1	0	0	0	0	G2V	AG+44 1848	7.98	7.24	rotvar*	
1095	20 54 02.34	-36 38 58.9	0	0	1	1	0	0	K U	1RXS J205402.4-363854	0.0	0.0		
1096	20 56 48.05	-04 50 48.3	1	1	0	0	0	0	M4	V*FR Aqr	13.36	11.87	Fl*	
1097	21 00 05.25	+40 04 14.5	1	1	0	0	0	0	M1.5	V*V1396Cyg	0.0	0.0	variabl	
1098	21 01 02.05	+26 15 21.3	1	1	0	0	0	0	starU	1RXS J210101.9+261518	0.0	0.0		
1099	21 02 46.37	-37 21 52.8	1	1	0	0	0	0	MVe	RBS1713	0.0	0.0		
1100	21 02 58.70	-22 56 06.2	1	1	0	0	0	0	G8V	HD200244	10.79	10.14		
1101	21 04 10.47	+49 12 57.1	1	1	0	0	0	0	M4e	RX J2104.1+4912 NuID	0.0	16.0		
1102	21 04 45.70	-35 26 02.8	1	1	0	0	0	0	K U	1RXS J210445.9-352602	0.0	0.0		
1103	21 07 16.80	-22 18 41.8	1	1	0	0	0	0	star	RBS1722	0.0	0.0		
1104	21 07 35.44	+32 34 45.7	0	0	1	1	0	0	starU	1RXS J210735.4+323449	0.0	0.0		
1105	21 07 41.08	+30 22 05.8	1	1	0	0	0	0		NuID	0.0	0.0		
1106	21 07 58.22	-05 17 47.4	1	1	0	0	0	0	star	V*HU Aqr	0.0	15.3	cataclvar	
1107	21 08 45.84	-04 25 44.0	1	1	0	0	0	0	M1	BD-05 5480	10.62	9.43	Fl*	
1108	21 09 52.30	+16 09 17.2	1	1	0	0	0	0	G0	V*NR Peq	8.74	8.03	eclbinary	
1109	21 10 05.05	-19 20 09.7	1	1	0	0	0	0	M5Ve	EUVE J2110-19.3	0.0	0.0		
1110	21 10 44.99	+16 23 09.4	1	1	0	0	0	0	starU	1RXS J211044.8+162312	0.0	0.0		
1111	21 11 23.09	-52 20 11.2	1	1	0	0	0	0	F8V	HD201427	7.62	7.1	eclbinary	
1112	21 11 27.37	+44 59 33.3	1	1	0	0	0	0	starU	1RXS J211128.0+445932	0.0	0.0		
1113	21 12 43.97	+50 06 18.3	0	0	1	1	0	0	WD	GD 394	12.85	13.09	DAw	
1114	21 13 19.47	+31 52 07.3	1	1	0	0	0	0	starU	1RXS J211319.3+315211	0.0	0.0		
1115	21 13 48.22	+70 01 39.2	1	1	0	0	0	0	K0	HD 202719	7.54	6.68		
1116	21 13 50.53	+02 35 07.2	0	0	1	1	0	0		NuID	0.0	0.0		
1117	21 14 03.92	+21 02 32.9	1	1	0	0	0	0	G U	1RXS J211403.8+210235	0.0	0.0		
1118	21 15 40.69	-58 40 42.4	1	1	0	0	0	0	star	V*CD Ind	0.0	0.0	cataclvar	
1119	21 16 04.37	+43 32 40.9	1	1	0	0	0	0	starU	1RXS J211604.5+433239	0.0	0.0		
1120	21 16 05.54	+29 51 52.3	1	1	0	0	0	0		NuID	0.0	0.0		
1121	21 17 17.85	-38 51 53.9	1	1	0	0	0	0	K7	V*AX Mic	8.09	6.68	Fl*	
1122	21 18 31.26	+17 59 17.9	1	1	0	0	0	0	F6V	HD202926	0.0	0.0		
1123	21 19 26.21	+65 28 29.4	1	1	0	0	0	0	K U		0.0	0.0		
1124	21 20 26.18	-02 03 52.0	1	1	0	0	0	0		NuID	0.0	0.0		
1125	21 23 08.19	+48 31 08.5	1	1	0	0	0	0	F0	V* V2154 Cyg	8.18	7.82	eclbinary	
1126	21 25 12.27	+49 42 20.7	1	1	0	0	0	0	K4V	GSC 03598-01594	11.8	11.0		
1127	21 25 22.79	+17 42 54.1	1	1	0	0	0	0	X	1RXS J212522.6+174250	0.0	0.0		
1128	21 27 44.95	+56 56 39.7	1	1	1	1	0	0		NuID	0.0	0.0		
1129	21 32 56.57	-17 34 00.5	1	1	0	0	0	0		NuID	0.0	0.0		
1130	21 34 30.01	-18 40 42.9	1	1	0	0	0	0	starU	1RXS J213619.0-444350	0.0	0.0		
1131	21 36 19.11	-44 43 51.7	1	1	0	0	0	0		NuID	0.0	0.0		
1132	21 40 21.97	+57 35 04.3	1	1	0	0	0	0	F5V	HD206482	0.0	0.0	double*	
1133	21 41 50.82	-50 10 18.8	1	1	0	0	0	0		NuID	0.0	0.0		
1134	21 42 43.08	+43 35 12.4	1	1	0	0	0	0	star	V*SS Cyg	8.2	12.1	dwarfnova	
1135	21 48 54.28	+40 44 43.8	1	1	0	0	0	0	K U	1RXS J214854.5+404441	0.0	0.0		
1136	21 49 06.20	-64 12 55.9	1	1	0	0	0	0	K U	1RXS J214906.4-641300	0.0	0.0		
1137	21 50 24.35	-24 04 56.2	1	1	0	0	0	0	K U	1RXS J215023.6-240446	0.0	0.0		
1138	21 52 35.12	+65 38 58.8	1	1	0	0	0	0	starU	1RXS J215235.0+653901	0.0	0.0		

Continuation of Table 7

Num	postion in X-ray		flags for variability							type	name	B [mag]	V [mag]	remarks
	α_{2000} [h m s]	δ_{2000} [' '']	f	fa	p	pa	t	ta						
1139	21 55 34.69	+70 18 28.3	0	0	1	1	0	0	IR	IRAS21545+7004	0.0	0.0		
1140	21 57 41.13	-51 00 27.0	1	1	0	0	0	0	M2.5	CCDM J21577-5100A	0.0	0.0	Fl*	
1141	21 58 19.54	+82 52 16.9	1	1	0	0	0	1	F5	V*V376 Cep	8.06	7.43	RSCVn	
1142	21 58 52.38	-30 13 39.5	1	1	0	0	0	0	bla	2A2151-316	13.36	13.09		
1143	22 00 36.68	-02 44 33.8	1	1	0	0	0	0	K0	V*FF Aqr	10.23	9.35	variable	
1144	22 00 41.79	+27 15 19.7	1	1	0	0	0	0	K U	RX J2200.7+2715	0.0	0.0		
1145	22 04 56.73	+47 14 05.6	1	1	0	0	0	0	K0III	V*HK Lac	8.01	6.96	RSCVn	
1146	22 06 37.04	+63 45 13.7	0	0	0	0	1	1	K5V:e	EUVE J2206+63.7	0.0	14.6		
1147	22 07 55.50	+54 31 09.7	1	1	0	1	0	1	O9e	4U 2206+54	10.14	9.93	HMXB	
1148	22 08 40.67	+45 44 33.8	1	1	0	0	0	0	G2IV	HD210334	6.85	6.13	RSCVn	
1149	22 08 53.38	+84 13 48.2	0	0	1	1	0	0	K U		0.0	0.0	double*	
1150	22 10 17.79	-01 26 39.6	1	1	0	0	0	0	starU	1RXS J221017.4-012630	0.0	0.0		
1151	22 13 00.63	-17 10 18.4	1	1	0	0	0	0	Sy1	RBS1829	0.0	17.2		
1152	22 13 20.12	+84 45 39.2	1	1	0	0	0	0	K2	BD+84 507	0.0	0.0		
1153	22 16 53.65	-44 52 00.0	1	1	0	0	0	0	Sy1	RBS1841	0.0	15.8		
1154	22 17 53.87	-08 21 19.6	1	1	0	0	0	0	star	V*FQ Aqr	0.0	13.5	cataclvar	
1155	22 17 57.39	-59 41 35.4	1	1	0	0	0	0	Sy1	RBS1846	0.0	16.2		
1156	22 18 39.51	-53 26 41.4	1	1	0	0	0	0	K U	1RXS J221839.1-532639	0.0	0.0		
1157	22 20 06.91	+49 30 15.3	1	1	0	0	0	0	K0	V*V383Lac	9.4	8.57	variable	
1158	22 23 03.69	+31 27 54.9	1	1	0	0	0	0	K U	1RXS J222303.6+312754	0.0	0.0		
1159	22 23 12.33	-62 35 57.5	1	1	0	0	0	0	star	RBS1857	0.0	0.0		
1160	22 23 29.00	+32 27 40.4	1	1	0	0	0	0	M3	AC+3168884	13.0	11.4	Fl*	
1161	22 24 13.93	+36 07 31.2	0	0	1	1	0	0		NuID	0.0	0.0		
1162	22 25 41.53	+69 05 22.9	1	1	0	0	0	0	K U	1RXS J222541.4+690523	0.0	0.0		
1163	22 26 27.03	+26 28 55.3	0	0	1	1	0	0		NuID	0.0	0.0		
1164	22 29 49.17	-48 58 36.6	1	1	0	0	0	0	K U	1RXS J222948.9-485834	0.0	0.0		
1165	22 30 03.96	-53 45 17.1	1	1	0	0	0	0	G U	1RXS J223005.9-534512	0.0	0.0		
1166	22 30 04.63	+48 51 31.6	1	1	0	0	0	0		NuID	0.0	0.0		
1167	22 31 13.73	-22 59 54.2	1	1	0	0	0	0	F8V	V*KX Aqr	8.69	8.21	variable	
1168	22 36 05.88	+39 31 20.4	1	1	0	0	0	0	G U	1RXS J223606.1+393116	0.0	0.0		
1169	22 39 23.22	-65 25 30.2	1	1	0	0	0	0	X	1RXS J223923.6-652527	0.0	0.0		
1170	22 39 43.14	+71 53 10.9	1	1	0	0	0	0	starU	1RXS J223942.7+715313	0.0	0.0		
1171	22 40 19.50	-49 49 21.8	1	1	0	0	0	0	X	1RXS J224019.5-494920	0.0	0.0		
1172	22 42 39.49	+29 43 32.1	1	1	0	0	0	0	Sy1	UGC12163	14.4	0.0		
1173	22 43 22.76	-24 24 41.3	1	1	0	0	0	0	star	RBS1887	0.0	0.0		
1174	22 44 08.09	-54 13 20.8	1	1	0	0	0	0	K U	1RXS J224407.8-541318	0.0	0.0		
1175	22 44 41.47	+17 54 22.0	1	1	0	0	0	0	K0	SAO108142	10.37	9.6		
1176	22 44 57.82	-33 15 09.8	1	1	0	0	0	0	MVe	RBS1891	0.0	0.0		
1177	22 46 50.53	+44 20 10.6	1	1	0	0	0	0	M3.5	V*EV Lac	11.45	10.09	Fl*	
1178	22 47 36.56	+40 41 32.3	1	1	0	0	0	0	starU	1RXS J224736.8+404131	0.0	0.0		
1179	22 49 53.00	+58 34 25.8	1	1	0	0	0	0	WD	WD2247+583	0.0	14.26	DA	
1180	22 51 19.70	-38 27 13.8	1	1	0	0	0	0	Sy1	LCRS B224829.3-384303	0.0	0.0		
1181	22 51 53.41	+31 45 17.1	1	1	0	0	0	0	M3	V*GT Peq	13.4	11.8	Fl*	
1182	23 02 09.03	+35 15 40.4	0	0	1	1	0	0	starU	1RXS J230209.2+351538	0.0	0.0		
1183	23 03 04.47	+37 06 26.5	1	1	0	0	0	0	K U	1RXS J230304.8+370626	0.0	0.0		
1184	23 06 04.33	+63 55 36.1	0	0	1	1	0	0	M0	AC+6332399	0.0	0.0	Fl*	
1185	23 07 08.64	+58 59 44.7	1	1	0	0	0	0	starU	1RXS J230708.3+585946	0.0	0.0		
1186	23 07 24.95	+31 50 15.6	1	1	0	0	0	0	K U	1RXS J230725.0+315012	0.0	0.0		
1187	23 11 54.01	-45 08 04.4	1	1	0	0	0	0	G8V	HD218860	9.51	8.83		
1188	23 11 57.72	-17 01 16.5	1	1	0	0	0	0	X	1RXS J231159.3-170128	0.0	0.0		
1189	23 12 28.84	+17 09 38.7	1	1	0	0	0	0	K3V	1RXS J231229.1+170935	0.0	10.9		
1190	23 13 23.97	+02 40 30.9	1	1	0	0	0	0	K1IV	HD219213	8.19	7.44		
1191	23 14 23.19	+48 23 53.8	1	1	0	0	0	0		NuID	0.0	0.0		
1192	23 16 03.66	-05 27 10.6	1	1	0	0	0	0	star	RBS1973	0.0	0.0	cataclvar	
1193	23 16 17.54	+78 41 55.3	1	1	0	0	0	0	G U	1RXS J231616.5+784156	0.0	0.0		
1194	23 19 23.51	+79 00 10.1	1	1	0	1	0	1	G9V	V*V368 Cep	8.4	7.54	RSCVn	
1195	23 22 13.10	-61 23 35.2	1	1	0	0	0	0	gal N	1RXS J232213.6-612331	0.0	0.0		
1196	23 28 10.90	+62 02 21.9	1	1	0	0	0	0	starU	1RXS J232810.6+620222	0.0	0.0		
1197	23 31 45.68	-02 44 31.7	1	1	0	0	0	0	M4.5	V*AF Psc	0.0	0.0	Fl*	
1198	23 31 51.64	+19 56 13.7	1	1	0	0	0	0	M3.5	V*EQ Peg	11.51	10.32	Fl*	

Continuation of Table 7

Num	position in X-ray		flags for variability							type	name	B [mag]	V [mag]	remarks
	α_{2000} [h m s]	δ_{2000} [' '']	f	fa	p	pa	t	ta						
1199	23 32 31.02	-12 15 47.6	1	1	0	0	0	0	M0	BPM82931	11.9	10.6		
1200	23 36 15.03	-48 35 05.6	1	1	0	0	0	0	K7	GJ4347	11.46	10.03		
1201	23 37 33.54	+46 27 33.4	1	1	0	0	0	0	G8III	V*Iam And	0.0	0.0	RSCVn	
1202	23 39 40.29	-69 11 47.9	1	1	0	0	0	0	G6IV	HD222259	8.8	8.0	variable	
1203	23 41 55.13	+44 10 44.9	1	1	0	0	0	0	M5	1RXS J234155.0+441047	14.19	12.28	F1*	
1204	23 53 02.96	-24 31 49.5	1	1	0	0	0	0		NuID	0.0	0.0		
1205	23 57 14.77	+56 19 09.4	1	1	0	0	0	0	M U	1RXS J235717.5+561934	0.0	0.0		
1206	23 58 09.43	+70 33 18.1	1	1	0	0	0	0	G0	HD224473	0.0	0.0		
1207	23 59 10.42	-04 07 32.6	1	1	0	0	0	0		NuID	0.0	0.0		