

Population II standard candle calibration of the Fundamental Plane of groups and clusters of galaxies and the Hubble Constant

David R. Alves

Columbia Astrophysics Laboratory, 550 W. 120 St., New York, NY 10027, USA;
alves@astro.columbia.edu

Abstract.

Hubble's constant (H_0) is calculated using the Fundamental Plane (FP) relation between half-light radius, surface brightness, and velocity dispersion for groups and clusters of galaxies. The Tip of the Red Giant Branch (TRGB), a standard candle based on the constant luminosity of low-mass stars at helium core flash, is used to calibrate the cluster FP. TRGB stars yield the distances to the nearby clusters Virgo and Leo. Half-light radii are derived by assuming spherical model density profiles that are consistent with the cluster FP. Altogether this is a new distance ladder based on Baade's Population II exclusively; it is independent of Cepheid variable stars and all secondary standard candles calibrated by them. I obtain $H_0 = 56 \pm 4 \text{ km s}^{-1} \text{ Mpc}^{-1}$ (stat. err.), which is 20% lower than the *Hubble Space Telescope* Key Project result based on Cepheids. The primary TRGB and Cepheid calibrations are in excellent agreement, and the Key Project distances to Virgo and Leo are consistent with the TRGB distances and density models. The latter comparison also yields a new constraint on the Cepheid metallicity slope of $\gamma < 0$ (92% confidence).

1. Introduction

The Hubble constant (H_0) is a cosmological parameter which determines, for example, the age, the size, and the critical density of the Universe. It is traditional to construct an "extragalactic distance ladder" in order to derive H_0 . The ladder is a sequence of standard places (locations in space) whose distances are related by standard candles. The *Hubble Space Telescope* (*HST*) allocated 330 orbits to the H_0 Key Project in order to measure the distances to 31 galaxies with Cepheid variable stars. The Cepheids found by *HST* calibrated 5 more luminous but less precise secondary standard candles¹, and these yielded distances to galaxies and clusters of galaxies in the Hubble flow (Freedman et al. 2001). My diagram of the Key Project's ladder looks like:

$$\begin{array}{l} \text{LMC} \longrightarrow \text{Cepheids (candle)} \longrightarrow \text{late-type galaxies} \longrightarrow \\ \text{TF, FP, SBF, SNe Ia \& II (candles}^2) \longrightarrow \text{galaxies \& clusters of galaxies} \longrightarrow H_0 = 72. \end{array}$$

A similar distance ladder with SNe Ia as the only 2nd-level candle lead to $H_0 = 60$ (Saha et al. 2001). The estimates of H_0 based on Cepheids agree at the 1-2 σ confidence level. Methods of measuring H_0 outside of the context of stellar evolution and pulsation theory, like Sunyaev-Zeldovich or the time delays of gravitational lenses, tend to favor the smaller estimate. WMAP measurements of the microwave background are consistent with the Key Project result (Spergel et al. 2003)

Do systematic errors affect the Cepheid distance scale? Redundancy tests are one way to check for systematic errors. In this type of test, usually a single piece of the Key-Project ladder is replaced with an alternative candle or place. For example, Freedman et al. (2001) discuss

¹The 2nd-level standard candles are supernovae (SNe) of type Ia and type II, the Tully-Fisher (TF) relation, the fundamental-plane (FP) relation of galaxies, and surface brightness fluctuations (SBF).

substituting NGC 4258 for the Large Magellanic Cloud (LMC) as their primary standard place. Redundancy testing also motivates their choice to employ 5 different 2nd-level candles. However, these example tests do not substantiate the accuracy of the results obtained from linking together several standard candles and places in a ladder that reaches out to cosmological distances. In order to assess the impact of possible systematic error on the *HST* Key Project final results (Freedman et al. 2001; Madore et al. this workshop), an entirely independent distance ladder is needed.

2. The Population II Distance Ladder

I have devised a new distance ladder which is independent of Cepheids, where Cepheids live, and all secondary standard candles calibrated by Cepheids:

$$\begin{array}{ccccccc} \text{MWGCs} & \longrightarrow & \text{TRGB (candle)} & \longrightarrow & \text{early-type galaxies} & \longrightarrow & \\ & & \text{cluster FP (candle)} & \longrightarrow & \text{clusters of galaxies} & \longrightarrow & H_0. \end{array}$$

(All acronyms are defined below.) Baade (1944) provides the best definition for what types of standard candles are independent alternatives to Cepheids. Population I stars, like Cepheids, are those associated with the disks of galaxies; they are comparable to slow-moving stars in the Solar neighborhood. Population II stars are more dispersed, fast-moving, and found in the halos and bulges of disk galaxies and in elliptical (early-type) galaxies; they are similar to stars in globular clusters (GCs). I employ Pop. II standard candles and places exclusively.

At the top of my ladder are groups and clusters of galaxies. Some clusters have observable substructure, but as a class they exhibit the statistical properties of virialized objects (Xu et al. 2000). Clusters of galaxies should be associated with Baade's Pop. II because most of their light comes from early-type galaxies. Moreover, no causal relationship between the global properties of a cluster and the Cepheids in the spiral galaxies that they harbor is known.

Groups and clusters of galaxies exhibit a "Fundamental Plane" (FP) relation between half-light radius (R_e), effective surface brightness (SB_e), and velocity dispersion (σ). The observational data are approximately fit by the theoretical prediction for spherical isotropic virialized objects modified by assumptions about dark matter (Schaeffer 1993; Burstein et al. 1997). The cluster FP can be used as a new Pop. II candle. I have tentatively added a term proportional to the square of velocity dispersion to the cluster-FP relation:

$$\log R_e = -0.50 \log SB_e - 1.53 \log \sigma + 0.46 (\log \sigma)^2 \quad (1)$$

The quadratic term is justified by the improvement in the goodness-of-fit to the data from Burstein et al. (1997). The quadratic term gives high weight to measurements of the velocity dispersions of groups and clusters, and relatively low weight to measurements of the light from stars.

The angular radii of nearby clusters are converted to physical radii (R_e) by adopting their distances and assuming spherical density profiles (Saiyan 1996). Even if clusters are not all perfectly spherical, their orientations will be randomly distributed, and so the latter assumption is a good one in a statistical sense. In fact, the cosmic scatter in Eqn. (1) yields an upper bound on possible error due to asphericity. Unlike most 2nd-level candles, the cluster FP provides a statistical constraint on the size and shape of the top-level standard places, groups and clusters.

Distance moduli of 30.96 mag for Virgo and 30.06 for Leo are determined by the primary stellar standard candle (see below). The adopted velocity dispersions are $\sigma = 665$ and 98 km s^{-1} , respectively. The catalogs of Ferguson & Sandage (1990) imply cluster effective radii of $R_e = 0.89$ and 0.08 Mpc and effective surface brightnesses of $SB_e = 0.28$ and $1.49 \text{ L}_B \text{ pc}^{-2}$, respectively. The half-light radii are calculated by closely following the prescriptions of Burstein et al. (1997) in order to guarantee a proper comparison with FP data for distant groups and clusters.

The mid-level standard places are early-type galaxies in clusters. Stars in these galaxies are Pop. II by definition, and they dominate the light emitted from the centers of clusters.

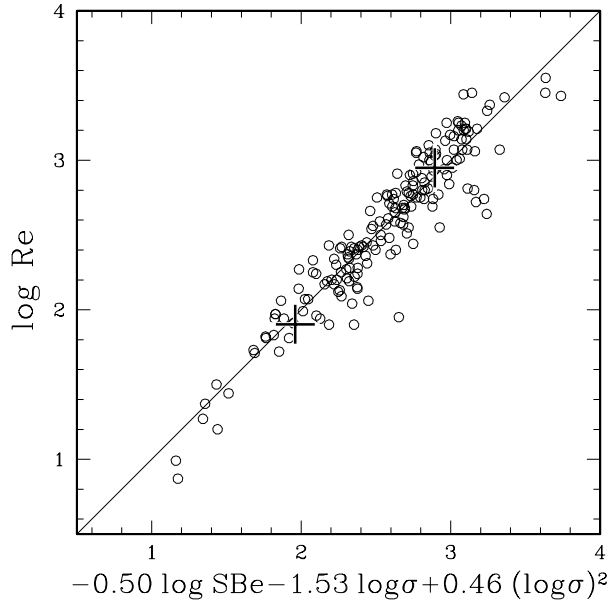


Figure 1. The FP of clusters of galaxies yields the half-light radius as a function of surface brightness and velocity dispersion. H_0 is a free parameter. Data for clusters in the Hubble flow (small circles) from Burstein et al. (1997). Leo and Virgo, the two nearby clusters with TRGB distances from *HST*/WFPC2, are marked as plus symbols. The line indicates a slope of one.

The “Tip of the Red Giant Branch” (TRGB) is the only Pop. II primary standard candle that has already been detected in nearby clusters of galaxies, although alternative candles do exist (Alves et al. 2001). The TRGB was measured in the early-type galaxies NGC 3379 in Leo (Sakai et al. 1997), in IC 3388 in Virgo (Harris et al. 1998), and in Virgo’s intracluster medium (Ferguson et al. 1998; Durrell et al. 2002). All of these results are from *HST*/WFPC2 data. I take a weighted average for Virgo, and assume that the TRGB stars are in the centers of each of the clusters.

The TRGB in Milky Way globular clusters (MWGCs) is the primary calibration (Bellazini et al. 2001). The distances to the MWGCs are determined by main-sequence subdwarf fitting using the calibration from *Hipparcos*. Reddening corrections are negligible or measured accurately.

All of the standard places in this ladder: MWGCs, early-type galaxies, and clusters of galaxies, obey the same FP relation for isotropic virialized objects, which I interpret as a signature of Baade’s Population II. The result is $H_0 = 56 \pm 4 \text{ km s}^{-1} \text{ Mpc}^{-1}$ (statistical error). See Figure 1.

The ubiquitous morphology-density effect tells us that early-type galaxies are preferentially found in cluster cores, but also that clusters are not necessarily simple places. For example, the galaxies in Virgo have velocity dispersions of $\sigma = 556$ and 888 km sec^{-1} if divided into morphological groups of ellipticals and spirals, respectively (Bingelli et al. 1987). What value is appropriate for the cluster FP? Fortunately, in Virgo we also know that about 50% of spiral galaxies are “disturbed,” and that these have a velocity dispersion nearly identical to that of the elliptical galaxies ($\sigma = 654 \pm 71 \text{ km s}^{-1}$; Rubin et al. 1999). This suggests that a clear majority of the galaxies in Virgo have similar kinematics. If this is typical, perhaps systematic departures from the assumptions of the cluster FP do not bias the calculation of H_0 significantly.

A consistent treatment of nearby and distant clusters is critically important for the present calculation of H_0 . In this regard, I note that the velocity dispersions of the groups and clusters in the Hubble flow (Burstein et al. 1997) have not been subjected to the sort of rigorous error analysis that is customary for work on the extragalactic distance scale.

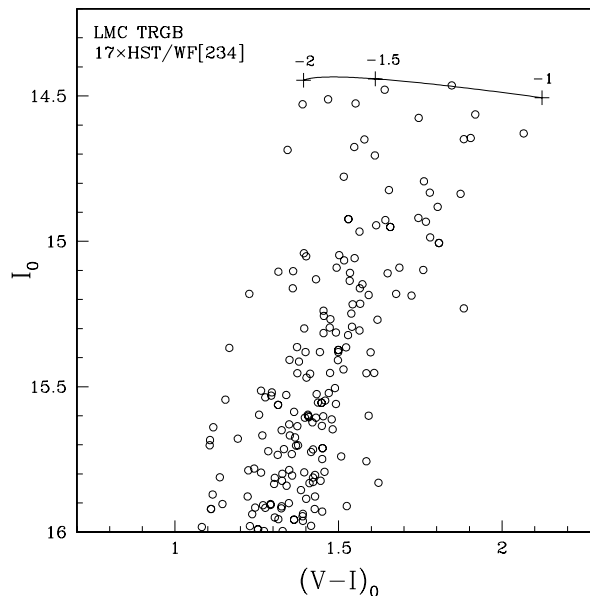


Figure 2. The TRGB of the LMC (circles; *HST*/WFPC2 data) compared with the TRGB calibration from MWGCs (line with tick marks labeling $[\text{Fe}/\text{H}]$).

3. Comparison of distance ladders

First consider the primary standard places in the Pop. II and Cepheid ladders. The Cepheid calibration assumes an LMC distance modulus of $\mu_0 = 18.5$ and a mean reddening correction of $E(B - V) = 0.1$ mag. In Figure 2 the TRGB from MWGCs is compared with the TRGB of the LMC. The latter is represented by unpublished *HST*/WFPC2 data for 17 different fields on lines-of-sight to LMC microlensing events (Alves in prep.). The weak metallicity dependence of the TRGB calibration is expressed in terms of color. The *K*-band multicolor red clump standard candle method has yielded the distance and reddening for these LMC stars: $\mu_0 = 18.493 \pm 0.033_r \pm 0.03_s$ and $E(B - V) = 0.089 \pm 0.015_r$ (average for 6/17 fields; Alves et al. 2002). For the purpose of comparison, I apply the clump reddening correction to the LMC TRGB, and the clump distance modulus to the MWGC TRGB calibration in Fig. 2. The distance and reddening adopted by the *HST* Key Project are in excellent agreement with the data, which lends support to the accuracy of the TRGB and Cepheid calibrations. Note that the colors of the LMC TRGB stars suggest a range of metallicities of $[\text{Fe}/\text{H}] = -2$ to -1 dex. The mode is ~ -1.4 dex.

Cepheids with higher metallicity are probably brighter, and thus, without making a correction, the distances to metal-rich Cepheids will be underestimated. The Key Project uses a metallicity slope of $\gamma = -0.2 \pm 0.2$ mag dex $^{-1}$ (Kennicutt et al. 1998), which allows for a 4% error in distance (on average). This uncertainty alone is about the same as the depth of Virgo in percent of distance. The slope has three parts, i.e. $\gamma = \gamma_{\text{Bol}} + \gamma_{\text{BC}} + \gamma_{\text{CE}}$. These represent the effects of metallicity on the period-luminosity relations due to bolometric magnitude (Bol), the bolometric correction (BC), and the color excess (CE), respectively. The color excesses estimated from Cepheids are indeed correlated with host-galaxy metallicity, and this effect has been measured accurately: $\delta E(V - I) = 0.11 \pm 0.02$ mag dex $^{-1}$ (my average of published results). Thus the 3rd term in γ can be written as $\gamma_{\text{CE}} = -R \cdot \delta E(V - I)$ where R is the ratio of total-to-selective absorption ($R=2.45$). Unfortunately, this is only part of the story. Theory cannot predict γ accurately, and so the best approach is an “external test” which requires independent distance information for Cepheids spanning a large range of abundance. Some results summarized by Kennicutt et al. (1998) include: $\gamma = -0.94 \pm 0.78$

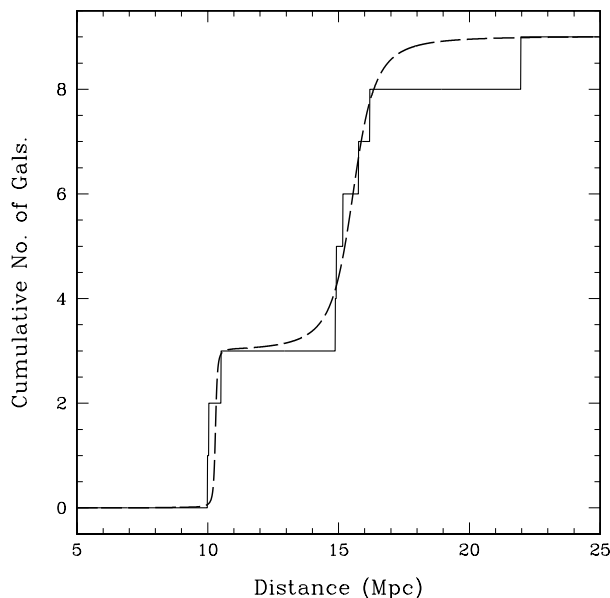


Figure 3. The distribution of Cepheid distances (histogram; $\gamma = -0.2$) plotted against the Pop. II model distribution for Virgo and Leo (dashed curve).

(M31 disk), -0.24 ± 0.16 (M101 disk), $+0.6 \pm 0.4$ (Tully-Fisher), and -0.14 ± 0.08 (TRGB). I have devised a new method of testing for the consistency between Cepheid distance results and the Pop. II distance ladder *that can also be used to constrain the metallicity slope*.

Returning to the Pop. II ladder, I construct a model density distribution function for the galaxies in Leo and Virgo that is a superposition of truncated, approximate isothermal profiles. The model parameters are the distances to and the angular half-light radii of the clusters, and the number of galaxies in each cluster. There are 9 galaxies in Virgo and Leo with *HST*/WFPC2 Cepheid distance estimates. The cumulative distribution of these Cepheid distances (histogram; $\gamma = -0.2$) is plotted against the Pop. II model distribution (dashed curve) in Figure 3. The *HST* Cepheid distances to Virgo and Leo are consistent with the TRGB distances and density models.

Finally, a Kolmogorov-Smirnov test is applied to the model and data in Fig. 3, which yields $-0.69 < \gamma < 0.03$ (95% confidence limits) and $\gamma < 0$ with 92% confidence. This result is independent of and consistent with all prior measurements of γ , and surpasses the precision of most observational constraints (Kennicutt et al. 1998). Fig. 3 demonstrates a new external test of γ that, for the first time, properly accounts for information about the sizes of nearby clusters.

4. Conclusion

A new Pop. II distance ladder is a major advance toward securing H_0 with stellar standard candles. Future measurements of cluster X-ray emission, distortions of the cosmic microwave background, and weak lensing of background galaxies may all, in principle, be used to formulate new and improved cluster-FP relations. Further detections of TRGB stars in nearby groups and clusters would reinforce the calibration of this promising and powerful 2nd-tier distance indicator.

Acknowledgments. This lecture for *Stellar Standard Candles for the Extragalactic Distance Scale* was originally titled: “The LMC red clump, the Population II Distance Ladder, and the Cepheid Metallicity Slope.” H. E. Bond is acknowledged for his persuasive discussions about Population II standard candles, which became the impetus for this work.

References

- Alves, D.R. 2000, ApJ, 539, 732
- Alves, D.R., Bond, H.E., & Onken, C. 2001, AJ, 121, 318
- Alves, D.R., Rejkuba, M., Minniti, D., & Cook, K.H. 2002, ApJ, 573, L51
- Baade, W. 1944, ApJ, 100, 137
- Bellazzini, M., Ferraro, F.R. & Pancino, E. 2001, ApJ, 556, 635
- Binggelli, B., Tammann, G.A., & Sandage, A. 1987, AJ, 94, 251
- Burstein, D., Bender, R., Faber, S.M., & Nolthenius, R. 1997, AJ, 114, 1365
- Durrell, P. et al. 2002, ApJ, 570, 119
- Ferguson, H. & Sandage, A. 1990, AJ, 100, 1
- Ferguson, H., Tanvir, N.R., & von Hippel, T. 1998, Nature, 391, 461
- Freedman, W., et al. 2001, ApJ, 553, 47
- Harris, W.E. et al. 1998, Nature, 395, 45
- Kennicutt, R.C., et al. 1998, ApJ, 498, 181
- Rubin, V.C., Waterman, A.H., & Kenney, J.D.P. 1999, AJ, 118, 236
- Saha, A., et al. 2001, ApJ, 562, 314
- Sakai, S., et al. 1997, ApJ, 478, 49
- Saiyan, A.P. 1996, Astron. Nachr., 317, 187
- Schaeffer, R., Maurogordato, S., Cappi, A., & Bernardeau, F. 1993, MNRAS, 263, L21
- Spergel, D.N. et al. 2003, astro-ph/0302209
- Xu, W., Fang, L.-Z. & Wu X.-P. 2000, ApJ, 532, 728