

Current constraints on Cosmological Parameters from Microwave Background Anisotropies.

Alessandro Melchiorri^b and Carolina J. Ödman[‡]

^b *Astrophysics, Denys Wilkinson Building, University of Oxford, Keble ro ad, OX1 3RH, Oxford, UK*

[‡] *Astrophysics Group, Cavendish Laboratory, Cambridge University, Cambridge, U.K.*

We compare the latest observations of Cosmic Microwave Background (CMB) Anisotropies with the theoretical predictions of the standard scenario of structure formation. Assuming a primordial power spectrum of adiabatic perturbations we found that the total energy density is constrained to be $\Omega_{tot} = 1.03 \pm 0.06$ while the energy density in baryon and Cold Dark Matter (CDM) are $\Omega_b h^2 = 0.021 \pm 0.003$ and $\Omega_{cdm} h^2 = 0.12 \pm 0.02$, (all at 68% C.L.) respectively. The primordial spectrum is consistent with scale invariance, ($n_s = 0.97 \pm 0.04$) and the age of the universe is $t_0 = 14.6 \pm 0.9$ Gyrs. Adding informations from Large Scale Structure and Supernovae, we found a strong evidence for a cosmological constant $\Omega_\Lambda = 0.70^{+0.07}_{-0.05}$ and a value of the Hubble parameter $h = 0.69 \pm 0.07$. Restricting this combined analysis to flat universes, we put constraints on possible 'extensions' of the standard scenario. A gravity waves contribution to the quadrupole anisotropy is limited to be $r \leq 0.42$ (95% c.l.). A constant equation of state for the dark energy component is bound to be $w_Q \leq -0.74$ (95% c.l.). We constrain the effective relativistic degrees of freedom $N_\nu \leq 6.2$ and the neutrino chemical potential $-0.01 \leq \xi_e \leq 0.18$ and $|\xi_{\mu,\tau}| \leq 2.3$ (massless neutrinos).

I. INTRODUCTION

The last years have been an exciting period for the field of the CMB research. With recent CMB balloon-borne and ground-based experiments we are entering a new era of 'precision' cosmology that enables us to use the CMB anisotropy measurements to constrain the cosmological parameters and the underlying theoretical models. With the TOCO-97/98 ([64], [51]) and BOOMERanG-97 ([45]) experiments a firm detection of a first peak on about degree scales has been obtained. In the framework of adiabatic Cold Dark Matter (CDM) models, the position, amplitude and width of this peak provide strong supporting evidence for the inflationary predictions of a low curvature (flat) universe and a scale-invariant primordial spectrum ([19], [48], [62]).

The new experimental data from BOOMERanG LDB ([53]), DASI ([30]), MAXIMA ([41]), CBI ([57]), VSA ([60]) and, more recently, ACBAR ([8]), ARCHEOPS ([4]) and revised and improved analysis from BOOMERanG ([10]) and VSA ([9]) have provided further evidence for the presence of the first peak and refined the data at larger multipole (see e.g. [54]). The combined data suggest the presence of a second and third peak in the spectrum, confirming the model prediction of acoustic oscillations in the primeval plasma and shedding new light on various cosmological and inflationary parameters ([7], [65], [59])
*.

*However, it is important to notice that datasets appeared before April 2001 do not show presence of multiple peaks (see [66]) and that analyses of the most recent datasets not based on Bayesian methods can give weaker

In this *Rapid Communication* we compare the latest measurements of the Cosmic Microwave Background Anisotropies angular power spectrum with the theoretical predictions of the standard CDM scenario in order to constrain most of its parameters.

Similar and careful analysis have been done recently ([43], [57], [50]), the work presented here can be considered as a last-minute update of most of the results already published but it will also differ for following aspects: First of all, we will include the new ARCHEOPS, ACBAR, BOOMERanG and VSA datasets, which provide the best determination to the date of region in the spectrum from the scales sample to COBE up to the Silk damping scales.

Second, we will also focus on possible deviations to the standard scenario, like gravity waves, an equation of state for the dark energy $w_Q > -1$ or an extra-background of relativistic particles.

Our paper is then organized as follows: In section II we present the analysis method we used. In Section III we report our results. In Section IV we discuss our conclusions.

II. METHOD

As a first step, we consider a template of adiabatic, Λ -CDM models computed with CMBFAST ([61]), sampling the various parameters as follows: the physical density in cold dark matter $\Omega_{cdm} h^2 \equiv \omega_{cdm} = 0.01, \dots, 0.40$, in steps of 0.01; the physical density in baryons $\Omega_b h^2 \equiv \omega_b = 0.001, \dots, 0.040$, in steps of

constraints on the peak amplitude and positions (see e.g. [67])

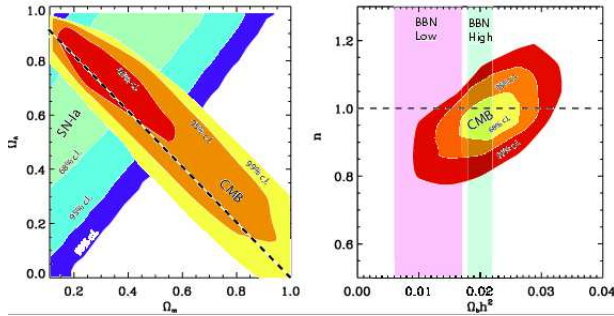


FIG. 1. Confidence contours in the $\Omega_M - \Omega_\Lambda$ (left) and $\Omega_b h^2 - n$ (Right) planes from the analysis described in the text.

0.001, the cosmological constant $\Omega_\Lambda = 0.0, \dots, 0.95$, in steps of 0.05 and the curvature $\Omega_k = -0.5, \dots, 0.5$ step 0.05. The value of the Hubble constant is not an independent parameter, since:

$$h = \sqrt{\frac{\omega_{cdm} + \omega_b}{1 - \Omega_\Lambda - \Omega_k}}. \quad (1)$$

We allow for a reionization of the intergalactic medium by varying also the compton optical depth parameter τ_c in the range $\tau_c = 0.0, \dots, 0.45$ in steps of 0.05[†].

We also vary the scalar spectral index of primordial fluctuations in the range $n_S = 0.7, \dots, 1.3$ in steps of 0.02.

We will then restrict our analysis to *flat* models and, adding external priors as described below, we will constrain possible extensions of the standard model. In particular, we will consider a background of gravity waves, parametrized as a contribution to the CMB anisotropy quadrupole $r = C_2^T / C_2^S$. We consider the tensor spectral index n_T to be $n_T = -r/6.8$ for $n_S < 1$ and $n_T = 0$ for $n_S > 1$.

We will also consider an equation of state for the dark energy $w_Q \neq -1$ sampled as $w_Q = -1.0, \dots, -0.4$ in step of 0.05. Finally we will constrain an extra-background of relativistic particles, parametrized through an effective number of relativistic neutrinos ΔN^{eff} sampled as $\Delta N^{eff} = 0.0, \dots, 10.0$ in step of 0.5.

For the CMB data, we use the recent results from the BOOMERanG-98, DASI, MAXIMA-1, CBI, VSAE, ACBAR and ARCHEOPS experiments. Where possible, we use the publicly available window

[†]We point out that values of $\tau_c > 0.20$ are in disagreement with recent estimates of the redshift of reionization $z_{re} \sim 6 \pm 1$ (see e.g. [27]) which point towards $\tau_c \sim 0.05$. However, since the reionization mechanisms is still unclear, we prefer to consider also greater values of τ_c .

functions and offset lognormal correction prefactors x_b in order to compute the theoretical band power signal C_B as in [12]. The likelihood for a given theoretical model is defined by $-2\ln\mathcal{L} = (C_B^{th} - C_B^{ex})M_{BB'}(C_B^{th} - C_B^{ex})$ where $M_{BB'}$ is the Gaussian curvature of the likelihood matrix at the peak.

We include the beam and calibration uncertainties by the marginalization methods presented in ([11], see also [69]).

In addition to the CMB data we will also consider the real-space power spectrum of galaxies in the 2dF 100k galaxy redshift survey using the data and window functions of the analysis of Tegmark et al. ([63]).

To compute \mathcal{L}^{2dF} , we evaluate $p_i = P(k_i)$, where $P(k)$ is the theoretical matter power spectrum and k_i are the 49 k-values of the measurements in [63]. Therefore we have $-2\ln\mathcal{L}^{2dF} = \sum_i [P_i - (Wp)_i]^2 / dP_i^2$, where P_i and dP_i are the measurements and corresponding error bars and W is the reported 27×49 window matrix. We restrict the analysis to a range of scales where the fluctuations are assumed to be in the linear regime ($k < 0.2h^{-1}\text{Mpc}$). When combining with the CMB data, we marginalize over a bias b considered to be an additional free parameter.

Furthermore, we will also incorporate constraints obtained from the luminosity measurements of type I-a supernovae (SN-Ia). The observed apparent bolometric luminosity is related to the luminosity distance, measured in Mpc, by $m_B = M + 5\log d_L(z) + 25$. where M is the absolute bolometric magnitude. The luminosity distance is sensitive to the cosmological evolution through an integral dependence on the Hubble factor $d_l = (1+z) \int_0^z (dz'/H(z', \Omega_Q, \Omega_M, w_Q))$ where Ω_Q and w_Q are the energy density and equation of state of the “dark energy” component. We evaluate the likelihoods assuming a constant equation of state, such that $H(z) = \rho_0 \sum_i \Omega_i (1+z)^{(3+3w_i)}$. The predicted m_{eff} is then calculated by calibration with low- z supernovae observations where the Hubble relation $d_l \approx H_0 cz$ is obeyed. We calculate the likelihood, \mathcal{L} , using the relation $\mathcal{L} = \mathcal{L}_0 \exp(-\chi^2(\Omega_Q, \Omega_M, w_Q)/2)$ where \mathcal{L}_0 is an arbitrary normalisation and χ^2 is evaluated using the observations of ([26]), marginalising over H_0 .

Finally, we will also consider a $1 - \sigma$ constraint on the Hubble parameter, $h = 0.71 \pm 0.07$, derived from Hubble Space Telescope (HST) measurements ([25]).

In order to constrain a parameter x we marginalize over the values of the other parameters \vec{y} . This yields the marginalized likelihood distribution

$$\mathcal{L}(x) \equiv P(x|\vec{C}_B) = \int \mathcal{L}(x, \vec{y}) d\vec{y}. \quad (2)$$

The central values and 1σ limits are then found from the 16%, 50% and 84% integrals of $\mathcal{L}(x)$.

III. RESULTS: STANDARD PARAMETERS

In Fig. 1 we plot the likelihood contours on the $\Omega_M - \Omega_\Lambda$ and $\Omega_b h^2 - n_S$ planes, using only the CMB data.

As we can see from Figure 1 (Left Panel) the data strongly suggest a flat universe (i.e. $\Omega = \Omega_M + \Omega_\Lambda = 1$). From our CMB dataset we obtain $\Omega = 1.03 \pm 0.06$ at 95% C.L..

The inclusion of complementary datasets in the analysis breaks the angular diameter distance degeneracy and provides evidence for a cosmological constant at high significance. Adding the HST constraint, the 2dF dataset and SN-Ia gives $\Omega_\Lambda = 0.67^{+0.07}_{-0.13}$, $\Omega_\Lambda = 0.63^{+0.11}_{-0.09}$ and $\Omega_\Lambda = 0.70^{+0.07}_{-0.05}$, all at 68% c.l..

Combining CMB and 2dF gives $h = 0.69 \pm 0.07$ in extremely good agreement with the HST result.

In the right panel of Fig.1 we plot the CMB likelihood contours in the $\Omega_b h^2 - n_S$ plane. As we can see, the present CMB data is in beautiful agreement with *both* a nearly scale invariant spectrum of primordial fluctuations, as predicted by inflation, and the value for the baryon density $\omega_b = 0.020 \pm 0.002$ (95% C.L.) predicted by Standard Big Bang Nucleosynthesis (see e.g. [13]) from measurements of primordial deuterium. For the scalar spectral index, we found: $n_s = 0.97 \pm 0.04$. However, the CMB constraint is also in agreement in between $2 - \sigma$ with the lower BBN value $0.006 < \Omega_b h^2 < 0.017$ obtained from measurements of ${}^4\text{He}$ and ${}^7\text{Li}$ ([14]) at 95% C.L..

An increase in the optical depth τ_c after recombination by reionization (see e.g. [29] for a review) or by some more exotic mechanism damps the amplitude of the CMB peaks. Degeneracies with other parameters such as n_S are present (see e.g. [5]) and we cannot strongly bound the value of τ_c . In the range of parameters we considered we have $\tau_c \leq 0.24$ at $1 - \sigma$.

The amount of non-baryonic dark matter is also constrained by the CMB data with $\Omega_{dm} h^2 = 0.12 \pm 0.02$ at 68% c.l.. The presence of power around the third peak is crucial in this sense, since it cannot be easily accommodated in models based on just baryonic matter (see e.g. [50], [28], [47] and references therein).

Furthermore, under the assumption of flatness, we can derive important constraints on the age of the universe t_0 . From our cmb dataset we obtain $t_0 = 14.6 \pm 0.9$ GYrs consistent with the analyses of ([23], [53], [40]).

IV. RESULTS: BEYOND THE STANDARD MODEL.

As discussed before, even if the present CMB observations can be fitted with just 5 parameters it is interesting to extend the analysis to other parameters allowed by the theory. Here we will just consider a few of them.

Gravity Waves.

The metric perturbations created during inflation belong to two types: *scalar* perturbations, which couple to the stress-energy of matter in the universe and form the “seeds” for structure formation and *tensor* perturbations, also known as gravitational wave perturbations. Both scalar and tensor perturbations contribute to CMB anisotropy. In most of the recent CMB analysis the tensor modes have been neglected, even though a sizable background of gravity waves is expected in most of the inflationary scenarios. Furthermore, in the simplest models, a detection of the GW background can provide information on the second derivative of the inflaton potential and shed light on the physics at $\sim 10^{16} \text{Gev}$ (see e.g. [36]).

The shape of the C_ℓ^T spectrum from tensor modes is drastically different from the one expected from scalar fluctuations, affecting only large angular scales (see e.g. [15]). The effect of including tensor modes is similar to just a rescaling of the degree-scale *COBE* normalization and/or a removal of the corresponding data points from the analysis.

This further increases the degeneracies among cosmological parameters, affecting mainly the estimates of the baryon and cold dark matter densities and the scalar spectral index n_S ([49], [38], [65], [20]).

The amplitude of the GW background is therefore weakly constrained by the CMB data alone, however, when information from galaxy clustering and SN-Ia are included, an upper limit on r can be obtained.

In Fig.2 we plot the constraints obtained in the $n_S - r$ plane under the assumption of flatness and including the 2dF and SN-Ia data. As we can see, the possibility of a tensor component is still in agreement with the combined analysis of these datasets. Including a conservative BBN constraint $\omega_b < 0.024$ further improves the bound to $r \leq 0.42$ at 95% c.l.. Similar bounds have been found in a previous analysis ([55]), without the VSAE, ACBAR and Boomerang revised datasets.

Quintessence.

The discovery that the universe’s evolution may be dominated by an effective cosmological constant [26] is one of the most remarkable cosmological findings of recent years. One candidate that could possibly explain the observations is a dynamical scalar “quintessence” field. The common characteristic of quintessence models is that their equations of state, $w_Q = p/\rho$, vary with time while a cosmological constant remains fixed at $w_{Q=\Lambda} = -1$. Observationally distinguishing a time variation in the equation of state or finding w_Q different from -1 will therefore be a success for the quintessential scenario. Quintessence can also affect the CMB by acting as an additional energy component with a characteristic viscosity. However any early-universe imprint of quintessence is strongly constrained by Big Bang Nucleosynthesis with $\Omega_Q(\text{MeV}) < 0.045$ at 2σ for temperatures near $T \sim 1 \text{MeV}$ ([2]).

In Figure 3 we plot the likelihood contours in the

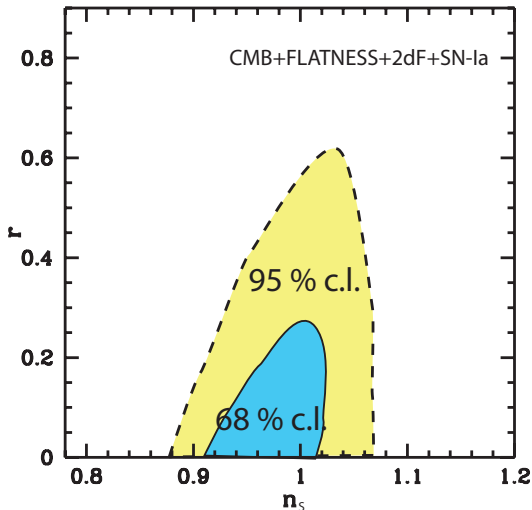


FIG. 2. The 68% and 95% CL contours for the gravity waves contribution in the $n_s - r = C_2^T / C_2^S$ plane.

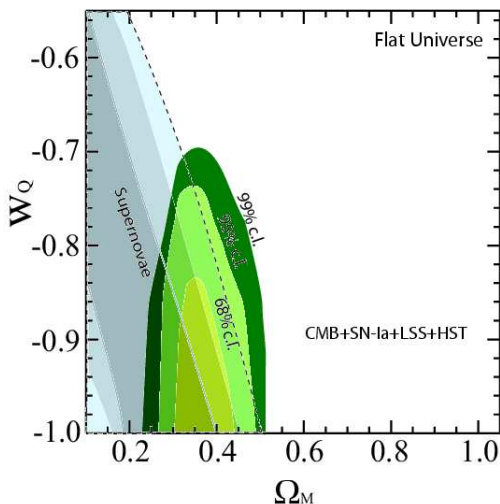


FIG. 3. The likelihood contours in the (Ω_M, w_Q) plane, with the remaining parameters taking their best-fitting values for the joint CMB+SN-Ia+2dF+HST analysis described in the text. The contours correspond to the 68%, 95% and 99% confidence levels respectively.

(Ω_M, w_Q) plane from our joint analyses of CMB+SN-Ia+HST+2dF together with the contours from the SN-Ia dataset only. The new CMB results improve the constraints from previous and similar analysis (see e.g., [58]), [3], [52]) with $w_Q < -0.87$ at 68% c.l.. The current constraints are then perfectly in agreement with the $w_Q = -1$ cosmological constant case and gives no support to a quintessential field scenario with $w_Q > -1$.

In our analysis we only consider the case of a constant-with-redshift w_Q . The assumption of a constant w_Q is based on several considerations: first of all, since both the luminosities and angular distances (that are the fundamental cosmological observables) depend on w_Q through multiple integrals, they are not particularly sensitive to variations of w_Q with redshift. Therefore, with current data, no strong constraints can be placed on the redshift-dependence of w_Q . Second, for most of the dynamical models on the market, the assumption of a piecewise-constant equation of state is a good approximation for an unbiased determination of the effective equation of state

$$w_{\text{eff}} \sim \frac{\int w_Q(a) \Omega_Q(a) da}{\int \Omega_Q(a) da} \quad (3)$$

predicted by the model. Hence, if the present data is compatible with a constant $w_Q = -1$, it may not be possible to discriminate between a cosmological constant and a dynamical dark energy model.

However one should be very careful about drawing definitive conclusions about dark energy, since a constant equation of state is still an approximation of a real model of dark energy (see e.g. [70]). The analysis presented here should be therefore regarded as a 'test' for deviations from the cosmological constant scenario.

Big Bang Nucleosynthesis and Neutrinos.

As we saw in the previous section, the SBBN 95% CL region, corresponding to $\Omega_b h^2 = 0.020 \pm 0.002$ (95% c.l.) (High BBN) and $0.006 < \Omega_b h^2 < 0.017$ (Low BBN), have a large overlap with the analogous CMBR contour. This fact, if it will be confirmed by future experiments on CMB anisotropies, can be seen as one of the greatest success, up to now, of the standard hot big bang model.

SBBN is well known to provide strong bounds on the number of relativistic species N_ν . On the other hand, Degenerate BBN (DBBN), first analyzed in Ref. [18,24,37], gives very weak constraint on the effective number of massless neutrinos, since an increase in N_ν can be compensated by a change in both the chemical potential of the electron neutrino, $\mu_{\nu_e} = \xi_e T$, and $\Omega_b h^2$. Practically, SBBN relies on the theoretical assumption that background neutrinos have negligible chemical potential, just like their charged lepton partners. Even though this hypothesis is perfectly justified by Occam razor, models have been proposed in the literature [1,16,17,46], where large neutrino chemical potentials can be generated.

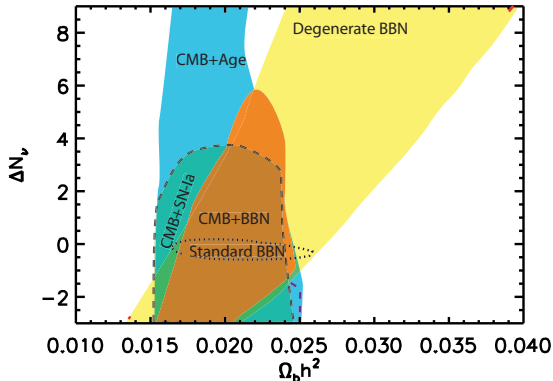


FIG. 4. The 95% CL contours for degenerate BBN, the CMB results with just the age prior, combined with SN-Ia and combined with BBN degenerate.

Combining the DBBN scenario with the bound on baryonic and radiation densities allowed by CMBR data, it is possible to obtain strong constraints on the parameters of the model. Such an analysis was, for example, performed in ([22], [42], [32], [56]) using the first data release of BOOMERanG and MAXIMA ([6], [31]).

We recall that the neutrino chemical potentials contribute to the total neutrino effective degrees of freedom N_ν as

$$N_\nu = 3 + \sum_\alpha \left[\frac{30}{7} \left(\frac{\xi_\alpha}{\pi} \right)^2 + \frac{15}{7} \left(\frac{\xi_\alpha}{\pi} \right)^4 \right]. \quad (4)$$

Notice that in order to get a bound on ξ_α we have here assumed that all relativistic degrees of freedom, other than photons, are given by three (possibly) degenerate active neutrinos.

Figure 4 summarizes the main results with the new CMB data for the DBBN scenario (see caption). We plot the 95% CL contours allowed by DBBN together with the analogous 95% CL region coming from the CMB data analysis, with only weak age prior, $t_0 > 11\text{gyr}$ and the 95% CL region of the joint product distribution $\mathcal{L} \equiv \mathcal{L}_{DBBN} \cdot \mathcal{L}_{CMB}$.

We obtain the bound $N_\nu \leq 8.4$, at 95% CL, which translates into the bounds $-0.01 \leq \xi_e \leq 0.24$, sensibly more stringent than what can be found from DBBN alone. Combining CMBR and DBBN data with the Supernova Ia data [26] strongly reduces the degeneracy between Ω_m and Ω_Λ . At 95% C.L. we find $\Delta N_\nu < 6.2$, corresponding to $-0.01 \leq \xi_e \leq 0.18$ and $|\xi_{\mu,\tau}| \leq 2.3$.

It is however important to note that possible extra relativistic degrees of freedom, like light sterile neutrinos, would contribute to N_ν as well, and in this respect BBN cannot distinguish between their contribution to the total universe expansion rate and the one due to neutrino degeneracy. Therefore, in a more general framework, our estimates for N_ν can only rep-

resent an upper bound for the total neutrino chemical potentials.

Similar results have been obtained in [35], [39] and [33].

V. CONCLUSIONS

The recent CMB data represent a beautiful success for the standard cosmological model. Furthermore, when constraints on cosmological parameters are derived under the assumption of adiabatic primordial perturbations their values are in agreement with the predictions of the theory and/or with independent observations.

As we saw in the previous section modifications as gravity waves, quintessence or extra background of relativistic particles are still compatible with current CMB observations, but are not necessary and can be reasonably constrained when complementary datasets are included.

Since the inflationary scenario is in agreement with the data and all the most relevant parameters are starting to be constrained within a few percent accuracy, the CMB is becoming a wonderful laboratory for investigating the possibilities of new physics. With the promise of large data sets from Map, Planck and SNAP satellites and from the SLOAN digital sky survey, opportunities may be open, for example, to constrain dark energy models, variations in fundamental constants and neutrino physics.

Acknowledgements

We wish to thank Rachel Bean, Ruth Durrer, Steen Hansen, Pedro Ferreira, Mike Hobson, Will Kinney, Anthony Lasenby, Gianpiero Mangano, Gennaro Miele, Ofelia Pisanti, Antonio Riotto, Graca Rocha, Joe Silk, and Roberto Trotta for comments, discussions and help.

-
- [1] I. Affleck and M. Dine, *Nucl. Phys.* **B249** (1985) 361.
 - [2] R. Bean, S. H. Hansen and A. Melchiorri, *Phys. Rev. D* **64** (2001) 103508 [arXiv:astro-ph/0104162].
 - [3] R. Bean and A. Melchiorri, arXiv:astro-ph/0110472, *Phys. Rev. D Rapid Communication*, in press.
 - [4] A. Benoit *et al.* [Acheops Collaboration], *A & A*, submitted, 2002.
 - [5] P. de Bernardis, A. Balbi, G. De Gasperis, A. Melchiorri and N. Vittorio, arXiv:astro-ph/9609154.
 - [6] P. de Bernardis *et al.* [Boomerang Collaboration], *Nature* **404**, 955 (2000) [arXiv:astro-ph/0004404].
 - [7] P. de Bernardis *et al.*, [Boomerang Collaboration], arXiv:astro-ph/0105296.
 - [8] C. I. Kuo *et al.*, arXiv:astro-ph/0212289.
 - [9] K. Grainge *et al.*, arXiv:astro-ph/0212495.
 - [10] J. E. Ruhl *et al.*, arXiv:astro-ph/0212229.

- [11] S. L. Bridle, R. Crittenden, A. Melchiorri, M. P. Hobson, R. Kneissl and A. N. Lasenby, arXiv:astro-ph/0112114.
- [12] J. R. Bond, A. H. Jaffe and L. E. Knox, *Astrophys. J.* **533** (2000) 19 [arXiv:astro-ph/9808264].
- [13] S. Burles, K. M. Nollett and M. S. Turner, *Astrophys. J.* **552**, L1 (2001) [arXiv:astro-ph/0010171].
- [14] R. H. Cyburt, B. D. Fields and K. A. Olive, *New Astron.* **6** (1996) 215 [arXiv:astro-ph/0102179].
- [15] R. Crittenden, J. R. Bond, R. L. Davis, G. Efstathiou and P. J. Steinhardt, *Phys. Rev. Lett.* **71** (1993) 324 [arXiv:astro-ph/9303014].
- [16] A.D. Dolgov and D.P. Kirilova, *J. Moscow Phys. Soc.* **1** (1991) 217.
- [17] A.D. Dolgov, *Phys. Rep.* **222** (1992) 309.
- [18] A.G. Doroshkevich, I.D. Novikov, R.A. Sunaiev, Y.B. Zeldovich, in *Highlights of Astronomy*, de Jager ed., (1971) p. 318.
- [19] S. Dodelson and L. Knox, *Phys. Rev. Lett.* **84**, 3523 (2000) [arXiv:astro-ph/9909454].
- [20] G. Efstathiou, astro-ph/0109151.
- [21] G. Efstathiou & J.R. Bond [astro-ph/9807103].
- [22] S. Esposito, G. Mangano, A. Melchiorri, G. Miele and O. Pisanti, *Phys. Rev. D* **63** (2001) 043004 [arXiv:astro-ph/0007419].
- [23] I. Ferreras, A. Melchiorri and J. Silk, *MNRAS* **327**, L47 (2001), arXiv:astro-ph/0105384.
- [24] W.A. Fowler, *Accademia Nazionale dei Lincei, Roma* **157** (1971) 115.
- [25] W. Freedman *et al.*, *Astrophysical Journal*, **553**, 2001, 47.
- [26] P.M. Garnavich *et al.*, *Ap.J. Letters* **493**, L53-57 (1998); S. Perlmutter *et al.*, *Ap. J.* **483**, 565 (1997); S. Perlmutter *et al.* (The Supernova Cosmology Project), *Nature* **391** 51 (1998); A.G. Riess *et al.*, *Ap. J.* **116**, 1009 (1998);
- [27] N. Gnedin, astro-ph/0110290.
- [28] L. M. Griffiths, A. Melchiorri and J. Silk, *Astrophys. J.* **553** (2001) L5 [arXiv:astro-ph/0101413].
- [29] Z. Haiman and L. Knox, arXiv:astro-ph/9902311.
- [30] N. W. Halverson *et al.*, arXiv:astro-ph/0104489.
- [31] S. Hanany *et al.*, *Astrophys. J.* **545**, L5 (2000) [arXiv:astro-ph/0005123].
- [32] S. Hannestad, *Phys. Rev. Lett.* **85** (2000) 4203 [arXiv:astro-ph/0005018].
- [33] S. Hannestad, *Phys. Rev. D* **64** (2001) 083002 [arXiv:astro-ph/0105220].
- [34] S.H. Hansen and F.L. Villante, *Phys. Lett.* **B486** (2000) 1.
- [35] S. H. Hansen, G. Mangano, A. Melchiorri, G. Miele and O. Pisanti, *Phys. Rev. D* **65** (2002) 023511 [arXiv:astro-ph/0105385].
- [36] M. B. Hoffman, M. S. Turner, *Phys.Rev. D* **64** (2001) 023506, astro-ph/0006312.
- [37] H. Kang and G. Steigman, *Nucl. Phys.* **B372** (1992) 494.
- [38] W. H. Kinney, A. Melchiorri and A. Riotto, *Phys. Rev. D* **63** (2001) 023505 [arXiv:astro-ph/0007375].
- [39] J. P. Kneller, R. J. Scherrer, G. Steigman and T. P. Walker, *Phys. Rev. D* **64** (2001) 123506 [arXiv:astro-ph/0101386].
- [40] L. Knox, N. Christensen, C. Skordis, [arXiv:astro-ph/0109232].
- [41] A. T. Lee *et al.*, *Astrophys. J.* **561** (2001) L1 [arXiv:astro-ph/0104459].
- [42] J. Lesgourgues and M. Peloso, *Phys. Rev. D* **62** (2000) 081301 [arXiv:astro-ph/0004412].
- [43] A. Lewis and S. Bridle, " arXiv:astro-ph/0205436.
- [44] E. Lisi, S. Sarkar, and F.L. Villante, *Phys. Rev.* **D59** (1999) 123520.
- [45] P. D. Mauskopf *et al.* [Boomerang Collaboration], *Astrophys. J.* **536**, L59 (2000) [arXiv:astro-ph/9911444].
- [46] J. McDonald, *Phys. Rev. Lett.* **84** (2000) 4798.
- [47] S. S. McGaugh, *Astrophys. J.* **541** (2000) L33 [arXiv:astro-ph/0008188].
- [48] A. Melchiorri *et al.* [Boomerang Collaboration], *Astrophys. J.* **536** (2000) L63 [arXiv:astro-ph/9911445].
- [49] A. Melchiorri, M. V. Sazhin, V. V. Shulga and N. Vittorio, *Astrophys. J.* **518** (1999) 562, [arXiv:astro-ph/9901220].
- [50] A. Melchiorri and J. Silk, arXiv:astro-ph/0203200.
- [51] A. D. Miller *et al.*, *Astrophys. J.* **524**, L1 (1999) [arXiv:astro-ph/9906421].
- [52] S. Hannestad and E. Mortsell, *Phys. Rev. D* **66** (2002) 063508 [arXiv:astro-ph/0205096].
- [53] C. B. Netterfield *et al.* [Boomerang Collaboration], arXiv:astro-ph/0104460.
- [54] C. J. Odman, A. Melchiorri, M. P. Hobson and A. N. Lasenby, arXiv:astro-ph/0207286.
- [55] A. Melchiorri, C. J. Odman, astro-ph/0210606, PRD in press (2002).
- [56] M. Orito, T. Kajino, G. J. Mathews and R. N. Boyd, arXiv:astro-ph/0005446.
- [57] T. J. Pearson *et al.*, astro-ph/0205388, (2002).
- [58] S. Perlmutter, M.S. Turner, M. White, *Phys.Rev.Lett.* **83** 670-673 (1999).
- [59] C. Pryke, N. W. Halverson, E. M. Leitch, J. Kovac, J. E. Carlstrom, W. L. Holzapfel and M. Dragovan, arXiv:astro-ph/0104490.
- [60] P. F. Scott *et al.*, astro-ph/0205380, (2002).
- [61] U. Seljak, M. Zaldarriaga, M. 1996, *Astrophys. J.* , 469, 437.
- [62] M. Tegmark, *Astrophys. J.* **514**, L69 (1999) [arXiv:astro-ph/9809201].
- [63] M. Tegmark, A. J. S. Hamilton, Y. Xu, astro-ph/0111575 (2001)
- [64] E. Torbet *et al.*, *Astrophys. J.* **521**, L79 (1999) [arXiv:astro-ph/9905100].
- [65] X. Wang, M. Tegmark, M. Zaldarriaga, astro-ph/0105091.
- [66] S. Podariu *et al.*, *Astrophys.J.* **559** (2001) 9
- [67] C. Miller *et al.*, astro-ph/0112049 (2001).
- [68] A. Jaffe *et al.*, *Phys.Rev.Lett.* **86** (2001) 3475-3479.
- [69] Ganga K., Ratra B., Gundersen, J., Sugiyama, N. 1997, *ApJ*, **484**, 7.
- [70] P.J.E. Peebles, B. Ratra, astro-ph/0207347.