

Jet-formation in black holes accreting systems and in GRBs

Ahmad Hujeirat
Max-Planck-Institut für Astronomie
D-69117 Heidelberg, Germany

1 Abstract

Most powerful jets are observed to emanate from accreting black hole systems. Recent quasi-stationary radiative MHD calculations reveal that jet-launching start in the innermost region of a transition layer (-TL), which is located between the disk and the corona. The plasma in the TL is dominated by virial-hot protons, advective, highly magnetic-diffusive and rotates super-Keplerian. The amplified toroidal magnetic field (TMF) in the TL reach values beyond equipartition with respect to the electron thermal energy, thereby considerably enhancing the Poynting energy flux and yielding gravitationally unbound electron-proton outflows with a positive Bernoulli number.

We speculate that beaming jets in GRBs may possess similar properties, provided that the GRB-progenitors have rotational energy sufficient for forming a nearly Keplerian and massive disk.

2 Introduction

Several observational signatures have been discovered in the last years suggesting that the central nucleus might be directly involved in the initiation and acceleration of the powerful jets observed in AGNs and BHXBs [12]. In particular, Kerr black holes surrounded by magnetized accretion disks are considered to be central engines that power the observed superluminal jets (e.g., M87 and GRS 1915+105, see [17], [5]). Those spinning black holes accreting at extremely low rates are expected to power electron-positron jets, whilst electron-proton jets emerge from BHs accreting at higher accretion rates. In the case of accretion at super-Eddington rates, the associated energies is likely to be trapped in the accreted matter, and subsequently affect the mass-growth of the central engine directly. The later case is less studied, and therefore it is not clear what and how the back reaction of the BH would be.

On the other hand, recent observations reveals that GRBs might be located in star-forming regions, whilst their long time duration rises the possibility that they

are violent ends of massive star evolution [16], [18]. Recent hydrodynamical studies of star formation, however, reveal that the first stars in the universe must have been massive, slowly rotating and weakly magnetized see [6], [1]. Such population of massive stars, the so called population III, are considered to be unstable, and they undergo dynamical collapse to form massive black holes [21], [15]. Here the iron core of the massive star collapses to form a black hole surrounded by an accretion disk. Magnetic fields and neutrinos in this model are essential components for extracting rotational and gravitational energies to power relativistic jets along the polar axis [11].

In the present paper, we address the possibility that, prior to GRB-events, the configuration is similar to that of a BH surrounded by a massive disk, and accreting at extremely large super-Eddington rates.

3 The role of magnetic fields

In the outermost regions of a disk, we anticipate the magnetic fields to be below equipartition. Let r_{tr} be a transition radius (see Fig. 1), such that for $r > r_{\text{tr}}$, we have the usual standard disk [19], where the ratio of magnetic to gas pressure $\beta = P_{\text{mag}}/P_{\text{gas}} \ll 1$. $r \leq r_{\text{tr}}$ is the region where magnetic fields (-MFs) are in equipartition with thermal energy of the plasma, or even stronger. In the region $r > r_{\text{tr}}$, the Balbus-Hawley instability [3] operates on the dynamical time scale: it rapidly amplifies the MF within this time scale and forces β to approach, but remains below, unity [7]. Thus, when the matter at the outer region has completed one revolution around the central BH, MFs should have reached equipartition almost everywhere in the disk. These strong MFs will eventually suppress the generation of turbulence, and so terminating angular momentum transport through any sort of friction.

As the rotational energy in classical Keplerian disks exceeds the thermal energy by at least two orders of magnitude, the generated magnetic energy via shear (mainly toroidal) can easily become beyond equipartition with respect to the internal energy.

How does accretion proceed under $\beta = 1$ conditions?

In general, accretion via strongly magnetized disks proceeds if the MFs can extract angular momentum. The efficiency of extraction depends strongly on the MF-topology. For example, large scale or dipolar MF-topologies are considered to be appropriate for extracting rotational energy from the disk or even from the hole itself and powers the jets.

We may use the equations of mass and magnetic flux conservation to estimate the radial variation of the MFs in the vicinity of the BH. The equation of mass

conservation in 1D reads:

$$\frac{\partial \Sigma}{\partial t} + \frac{1}{r} \frac{\partial}{\partial r} r \Sigma U = 0, \quad (1)$$

where Σ is the surface density. In the steady state case, this is equivalent to:

$$r \langle \Sigma U^- \rangle - r \langle \Sigma U^+ \rangle \approx r \langle \Sigma U^- \rangle = \text{const.}, \quad (2)$$

where the superscripts $-$, $+$ resemble the mean value of the in- and out-flowing plasmas, respectively. The flux $r \langle \Sigma U^+ \rangle$ can be safely neglected, as most observed jets are expected to carry a negligibly small fraction of the matter in the disk. In this case, the surface density Σ may adopt one of the following profiles:

$$\Sigma \sim \begin{cases} r^{-3/4} & \text{standard disks} \\ r^{-2/3} & \text{advective disks}^1 \\ r^{-1/2} & \text{ADAF - disks}^2 \end{cases} \quad (3)$$

Taking into account the global conservation of the magnetic flux normal to the disk, i.e., $\Phi = 2\pi r^2 B_p \approx 2\pi r^2 B_\theta = \text{const.}$, one can easily verify that:

$$B_p \sim \begin{cases} \Sigma^{8/3} & \text{standard disks} \\ \Sigma^3 & \text{advective disks} \\ \Sigma^4 & \text{ADAF - disks.} \end{cases} \quad (4)$$

Consequently, if the disk extends down to the last stable orbit, magnetic fields will increase rapidly inwards, diminishing turbulence-generation and making torsional Alfvén waves as the unique carrier of angular momentum in the vicinity of the BH.

Therefore, unless the imposed boundary conditions limit the amplification of TMF, there is no reason, why β should remain smaller than unity.

Another conclusion which can be drawn from the strong dependence of B_p on Σ , irrespective of the underlying model, is that the disk must truncate near the last stable orbit and become a TDAT-disk [8], otherwise a magnetic barrier will be formed that terminate accretion.

To clarify the action of magnetic braking, we write the conservation equation of angular momentum $\ell (\doteq \rho r^2 \cos \theta \Omega)$ as follows:

$$\frac{\partial \ell}{\partial t} + \overbrace{\nabla \cdot V \ell}^{\text{T0}} = \overbrace{B_r \frac{\partial B_T}{\partial r}}^{\text{T1}} + \overbrace{B_\theta \frac{\partial B_T}{\partial \theta}}^{\text{T2}} + \overbrace{\frac{1}{r^2} \frac{\partial}{\partial r} r^4 \rho \nu \frac{\partial \Omega}{\partial r}}^{\text{T3}} + \overbrace{\frac{1}{\cos \theta} \frac{\partial}{\partial \theta} \cos \theta \rho \nu \frac{\partial \Omega}{\partial \theta}}^{\text{T4}}. \quad (5)$$

T0 denotes angular momentum transport via advection, T1 and T2 are for magnetic extraction, and T3 and T4 are for viscous (microscopic or hydrodynamical

¹These solutions correspond to disk-models in which $U \approx V_A \approx V_s \sim r^{-1/3}$ and Ω is roughly Keplerian [10]. V_s here is the sound speed.

²See [13]. In writing $r^{-1/2}$ we have taken into account that the vertical length scale height scales linearly with radius

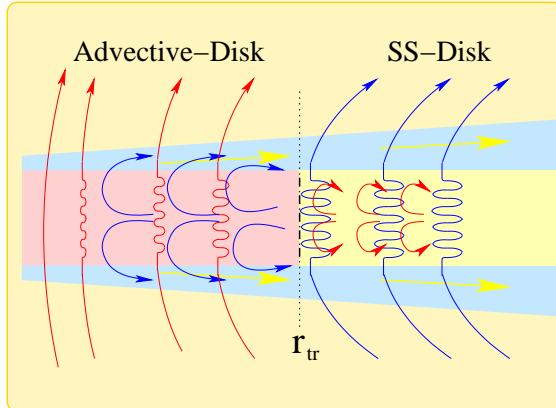


Figure 1: The transition from a standard to an advection-dominated disk. The poloidal MF (-PMF) in the outer regions is weak and below equipartition, and hydrodynamical turbulence is expected to be the dominant mechanism for angular momentum transport. This is however a transient case, as the BH-instability will amplify the MF up to equipartition on approximately the dynamical time scale. In the innermost region of the disk, MFs are in equipartition with the thermal energy, hence diminishing the generation of turbulence. In this region, transport of angular momentum is mediated mainly by torsional Alfvén waves. At R_{tr} we expect the equality $T1=T3$ (see Eq. 5), i.e., the transport angular momentum via hydrodynamical turbulence is as efficient as the vertical transport via MFs.

turbulent) re-distribution of the angular momentum. In classical accretion disks, we have the equality $T0=T3$, whilst all other terms are neglected, traditionally. In general, the term $T1$ can be safely neglected in the equatorial near-plane if the MFs have a large or dipolar topology. Although it is more reasonable to consider $T1$ as the dominant term on the RHS of Eq. 5 than $T3$, non of the above terms will be neglected in the present study.

Combining Eq.5 with the equation corresponding to the time-evolution of the TMF, and assuming the flow to be nearly incompressible, we obtain the torsional wave equation which has the approximate form:

$$\frac{\partial^2 B_T}{\partial t^2} = V_A^2 \Delta B_T. \quad (6)$$

Δ denotes the two-dimensional Poisson operator in spherical geometry, and V_A ($\doteq B_p/\sqrt{\rho}$) is the Alfvén speed. The action of these waves is to magnetically brake the disk through transporting angular momentum from the equatorial near-plane to higher latitudes. Note that B_p uniquely determines the speed of propagation, hence the dependence of the efficiency of angular momentum transport on the B_p -topology. For a nearly Keplerian-rotating medium, the removal time scale of angular momentum

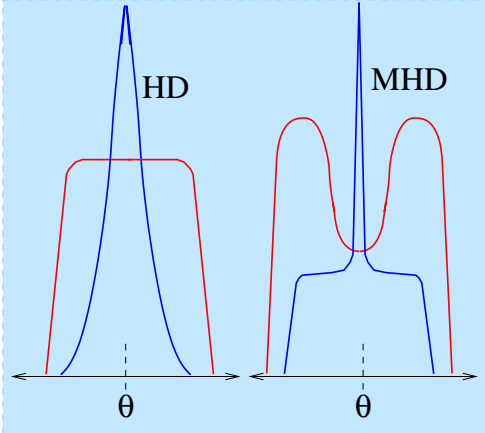


Figure 2: The vertical distribution of rotational velocity in the disk with and without MFs. The action of the equipartition MFs is to transport angular momentum from the equatorial near-regions to higher latitudes, where the particles experience centrifugal acceleration and start to move outwards.

is:

$$\tau_{\text{rem}} \sim \rho V_{\text{T}} H / B_{\text{P}} B_{\text{T}} \sim r^{3/2}. \quad (7)$$

This implies, for example, that the rate at which angular momentum is removed at the last stable orbit ($\doteq R_{\text{LSO}}$) is one thousand times faster than at $r = 100R_{\text{LSO}}$. To avoid the innermost region of the disk from running out of angular momentum, we require the disk to be dynamically stable. Equivalently, the rate at which angular momentum is removed at any radius must be equal to the rate at which it is advected inwards from the outer layers, i.e., $\tau_{\text{adv}} = \tau_{\text{rem}}$. This implies that the radial velocity $-U$ in the disk is of the order of the Alfvén speed, which is also of the order of the sound speed V_{S} , hence the terminology advection-dominated disk.

4 Accelerating the magnetized plasma into jets

When an isolated Keplerian-rotating particle in the equatorial near-plane is shifted to higher latitudes while conserving its angular momentum, its rotation becomes super-Keplerian locally, and therefore it starts to move outwards. Moreover, noting that τ_{rem} and H_{disk} decrease with decreasing radius, more particles in the innermost region of the disk are expected to be shifted to higher latitudes than in the outer regions, provided that $\beta \approx 1$ and $T_{\text{i}} \approx T_{\text{virial}}$. This is because particles prefer to move along MF-lines than across them. As a consequence, a transition layer between the disk and the hot tenuous corona starts to evolve, where the matter is enforced to rotate super-Keplerian, and start to accelerate outwards. This configuration places an important role for the central engine as a source for powering jets. Based on a previous

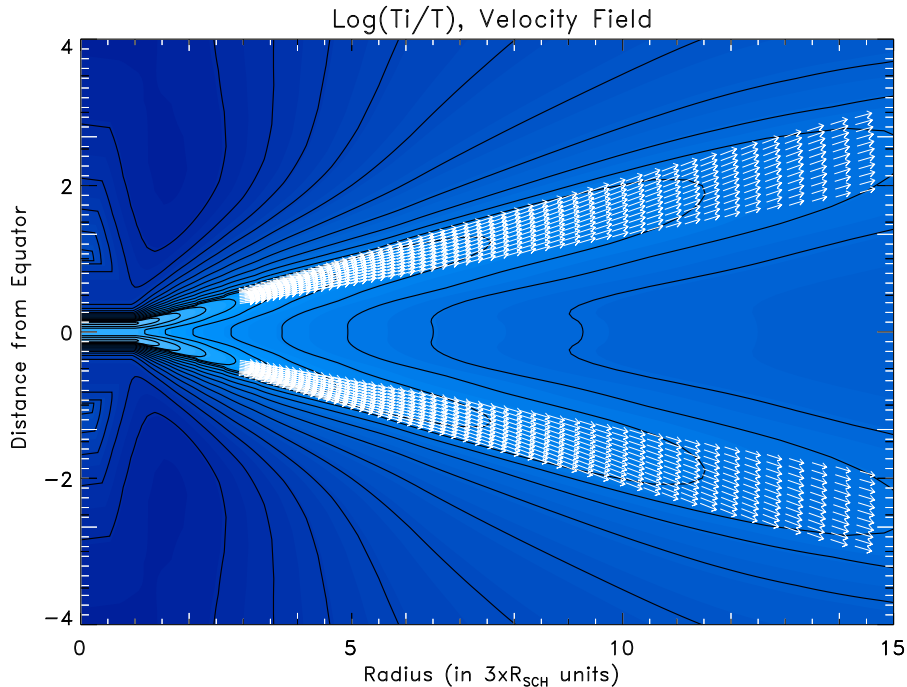


Figure 3: The distribution of the velocity field in the transition region superposed on equally-spaced isolines of the angular velocity Ω . The strong-decrease of Ω with radius in the equatorial region relative to its slow-decrease in the TL is obvious.

calculations [9], it was found that that 1) the angular velocity in the transition layer (TL) adopts approximately the super-Keplerian profile $\Omega \sim r^{-5/4}$. 2) Energy dissipation is injected primarily into the ions or protons that cool predominantly through fast outflows. 3) The amplification of the generated toroidal magnetic field is terminated by the magnetic diffusion (reconnection) and fast outflows. The width of the TL is pre-dominantly determined through the transverse variation of the ion-pressure across the jet, i.e., $H_W = P_i/\nabla P_i \approx 0.2r$, and so strongly dependent on whether the flow is a one- or two-temperature plasma. In the steady-state case, this implies:

$$\rho \sim r^{-7/4}, T_i \sim r^{-1/2}, U_r \sim r^{-1/4}, B_P/B_T \sim \text{const.} \quad (8)$$

We note that U_r adopts a profile and attains values similar to those in the innermost part of the disk. Provided that energy exchange between the matter in the disk and in the TL is efficient, the incoming matter can easily be re-directed into outwards-oriented motions. This implies that the Bernoulli number (Be) can change sign in dissipative flows. As Fig. 4 shows, Be is everywhere negative save the TL, where it attains large positive values, so that the ion-plasma can start its kpc-journey. We note that the outflow is sufficiently strong to shift the PMF lines outwards, whilst

the large magnetic diffusivity prevents the formation of large electric currents along the equator. In the corona however, MFs are too weak to halt the diffusive plasma in the dynamically unstable corona against gravity, and instead, they drift with the infalling gas inwards. In the case of very weak MFs ($\beta \leq 0.1$), our calculations indicate a considerably weak outflow. This is a consequence of the tendency of the MFs to establish a monopole like-topology, i.e, a one-dimensional MF-topology in which $B_\theta \rightarrow 0$. In this case, the magnetic tension becomes inefficient in feeding the matter in the TL with the angular momentum required for launching jets, indicating herewith that cold accretion disks alone are in-appropriate for initiating winds (see [14]).

Comparing the flux of matter in the wind to that in the disk, it has been found that $\dot{M}_w/\dot{M}_d = \text{const.} \approx 1/20$. The angular momentum flux associated with the wind is $\dot{J}_w/\dot{J}_d = a (\dot{M}_w/\dot{M}_d) r^{1/4}$, where a is a constant of order unity. Consequently, at 500 gravitational radii almost 25% of the total accreted angular momentum in the disk re-appears in the wind.

To clarify why the TL is geometrically thin, we note that in stratified dissipative flows the density scale height is much smaller than the scale height of the angular velocity (see [9]). Since the flow in TL is highly dissipative and rotates super-Keplerian, the time scale for torsional Alfvén waves to cross the layer vertically is longer than the dynamical time scale at which angular momentum is advected outwards.

On the other hand, unless there is a significant energy flux that heats up the plasma from below, as in the case of stars, heat conduction will always force the BH-coronae to collapse dynamically. To elaborate this point, let us compare the conduction time scale with the dynamical time scale along B_p -field at the last stable orbit of a SMBH:

$$\frac{\tau_{\text{cond}}}{\tau_{\text{dyn}}} = \frac{r\rho U_r}{\kappa_0 T_i^{5/2}} = 4.78 \times 10^{-4} \rho_{10} T_{i,10}^{-5/2} \mathcal{M}_8,$$

where ρ_{10} , $T_{i,10}$ and \mathcal{M}_8 are respectively in $10^{-10} \text{ g cm}^{-3}$, 10^{10} K and in $10^8 \mathcal{M}_\odot$ units. This is much less than unity for most reasonable values of density and temperature typical for AGN-environments. In writing Eq. 4 we have taken optimistically the upper limit $c/\sqrt{3}$ for the velocity, and set $\kappa_0 = 3.2 \times 10^{-8}$ for the ion-conduction coefficient. When modifying the conduction operator to respect causality, we obtain $\tau_{\text{cond}}/\tau_{\text{dyn}} \leq U_r/c$, which is again smaller than unity.

This agrees with our numerical calculations which rule out the possibility of outflows along the rotation axis, and in particular not from the highly unstable polar region of the BH, as ADAF-solutions predict.

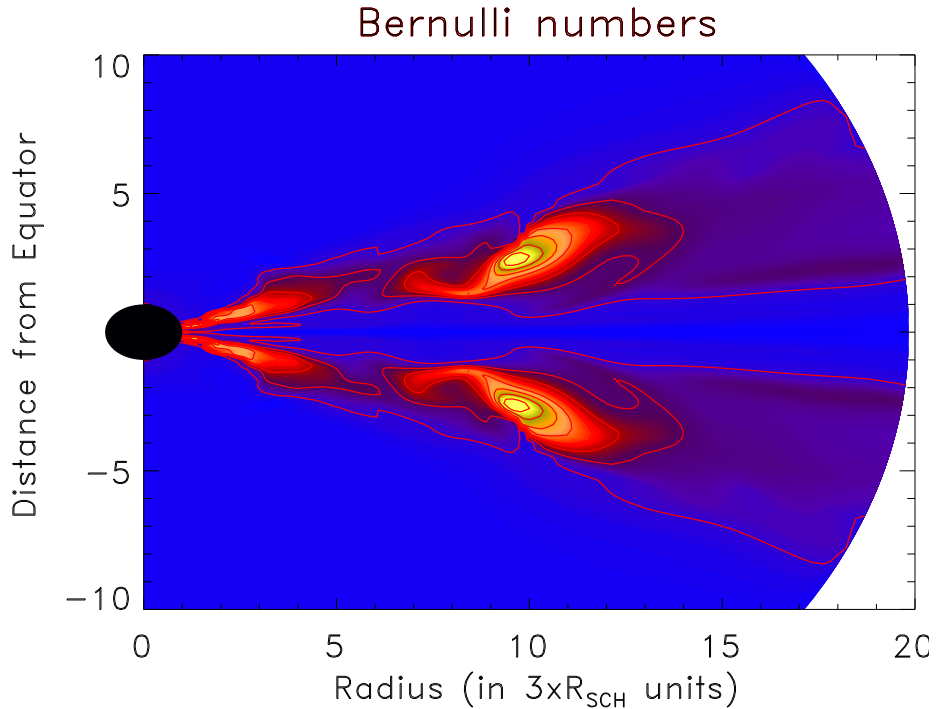


Figure 4: A snap-shot of the distribution of the Bernoulli number in two-dimensional quasi-stationary calculations. The decrease from large to low positive values is represented via yellow, green and red colors. The blue color corresponds to negative values. The figure shows two ejected gravitationally unbound blobs of large positive energies in the TL. Ejection starts from the innermost region of the TL and evolves non-linearly.

5 Formation of electron-proton jets: summary

There are at least three ingredients that appears to be necessary for initiating jets from black hole accreting systems:

1. large scale equipartition magnetic fields that are capable of extracting angular momentum from the disk efficiently, and deposit it in the viscous TL on the dynamical time scale,
2. an underlying advection-dominated accretion disk for stably supplying the plasma in the TL with angular momentum,
3. strong shear that is capable of generating B_T beyond-equipartition with respect to the thermal energy of the electrons on the dynamical time scale. The runaway

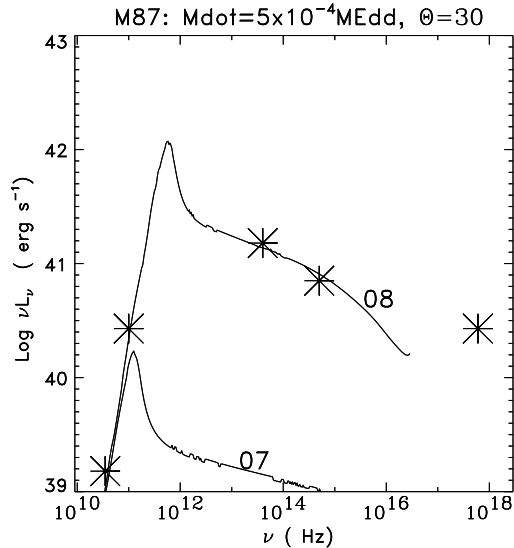


Figure 5: The SED of a BH-disk-jet model of the elliptical galaxy M87. In this model, an accretion rate of $5 \times 10^{-4} \dot{M}_{\text{Eddington}}$ and $T = 5 \times 10^6 \text{K}$ is set to enter the domain of calculations through the outer boundary placed at 150 Schwarzschild radii from the central SMBH. The vertical scale height of the disk at the outer boundary is taken to be $H \approx 0.1R_{\text{out}}$. Additionally, a hot tenuous corona is set to sandwich the optically thin disk. The calculated profiles (solid lines) are superposed on the observational data (asterisks). The line 07 corresponds to a model in which the PMF is set to be in equipartition with the thermal energy, whilst $\text{TMF}=0$. The line 08 is similar to 07, but the TMF is allowed to develop and reach values beyond equipartition with respect to the thermal energy of the electron.

amplification of B_T is terminated then by rapid reconnection in the magnetic-diffusive TL, thereby heating the proton-plasma up to the virial temperature.

This scenario appears to apply at least for the jet in the elliptical galaxy M87 (see Biretta et al. 2002), where the central engine is believed to be a $3 \times 10^9 \mathcal{M}_{\odot}$ supermassive black hole (Fig. 5). We note that since the flow in the TL is highly dissipative, we may expect the flow in the TL to be causally connected with the central nucleus. This coupling may further strengthen the role of the central BH in powering jet, therefore pronouncing possible observational differences between Kerr or Schwarzschild BHs..

6 Formating beaming jets in GRBs

Whether GRB-progenitors are dynamically unstable massive stars or mergers of black holes with low mass compact stars (e.g., white dwarfs or neutron stars), the end-

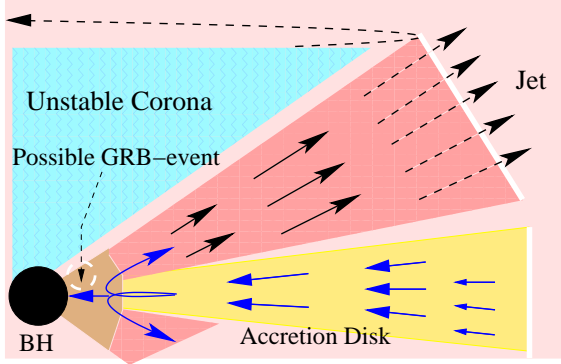


Figure 6: The matter in the disk is advection-dominated and flow inwards with approximately the sound speed. Only in the innermost region, where a ion-dominated torus is formed, matter start to move to higher latitude, while the associated angular momentum force the matter to start centrifugal acceleration outwards. This configuration places a key role for the central engine in powering the jet in the vicinity of the event horizon. A spinning BH will certainly feed the jet with extra power, whilst a non-rotating hole will extract energy from the jet.

product is, most likely, a BH surrounded by a massive accretion disk [?], [2]. Unlike in AGNs and BHXBs, the accretion here proceeds on the dynamical time scale and largely exceed the corresponding Eddington rates. Therefore, almost all the energies associated will be trapped in the accreted matter and disappear in the hole. The shear in the disk excite torsional Alfvén waves that carry angular momentum to higher latitudes, and whose speed of propagation is $V_A = B_p/\sqrt{\rho}$ (see Eq. 6). The shear in the disk amplifies B_T in the first place, and subsequently B_p via the BH-instability. During the amplification time $\tau_{\text{ampl.}} (= H_d/V_A)$, both B_p and B_T depend weakly on the density. This implies that

$$\tau_{\text{rem}} \simeq \tau_{\text{ampl.}} \propto \rho \propto \dot{\mathcal{M}}. \quad (9)$$

Consequently, the time scale for forming the TL where the jet-plasma rotate super-Keplerian, increases with increasing the accretion rate.

On the other hand, since the time scale of angular momentum removal near the last stable orbit is of the same order as the dynamical time scale, a non-negligible amount of angular momentum will find its way still into the transition layer, thereby forming a centrifugal barrier. The accumulated matter in this region, which becomes extremely dense and optically thick even to neutrino emission, heats up via adiabatic compression, shocks, and magnetic reconnection and forms a fermi torus in which the effective temperatures of the electrons, protons, photons and neutrinos are of the

same order of the virial temperature³, i.e.,

$$T_e \simeq T_p \simeq T_{\text{rad}} \simeq T_\nu \simeq T_{\text{virial}}. \quad (10)$$

The main cooling process here is though the loss of highly condensed matter that is being swallowed from below by the rapidly growing apparent horizon of the BH (see Fig. 6). In the case of a collapsar, the accretion rate prior to the burst might be as large as $10^{14} \dot{\mathcal{M}}_{\text{Eddington}}$ [11].

Once the growth rate of the apparent horizon becomes comparable to, or longer than the centrifugal acceleration rate, the accumulated super-Keplerian fermi layer starts its runaway beamed explosion.

References

- [1] Abel, T., Bryan, G.L., Norman, M.N., ApJ, **540**, 39, (2000)
- [2] Baumgarte, T., Shapiro, S., ApJ, **526**, 941, (1999)
- [3] Balbus, S., Hawley, J., ApJ, **376**, (1991)
- [4] Biretta, J., Junor, W., Livio, M., New Ast. Reviews, **46**, 239, (2002)
- [5] Blandford, R., astro-ph/0001499, (2000)
- [6] Bromm, V., Coppi, P.S., Larson, R.B., ApJ, **527**, L5, (1999)
- [7] Hawley, F., Gammie, C., Balbus, S., ApJ, **464**, 690, (1996)
- [8] Hujeirat, A., Camenzind, M., Livio, M., A&A, **394**, L9, (2002)
- [9] Hujeirat, A., Camenzind, M., A&A, **362**, L4, (2000)
- [10] Hujeirat, A., in preparation, (2003)
- [11] MacFadyen, A.I., Woosley, S.E., **524**, 262, (1999)
- [12] Mirabel, I.F., ApSSS, **276**, 153, (2001)
- [13] Narayan, R., Yi, I., ApJ, **444**, 231, (1995)
- [14] Ogilvie, I., Livio, M., ApJ, **553**, 158, (2001)
- [15] Piran, T., Phys. Rep., **314**, 575, (1999)

³This applies also when the hole is a Kerr with maximum rotation.

- [16] Paczyński, B., ApJ, **494**, L45, (1998)
- [17] Rees, M., Begelman, M., Blandford, R., & Phinney, E., Nature, **295**, 17, (1982)
- [18] Rhoads, J.E., astro-ph/0111030, (2001)
- [19] Shakura, N. I., Sunyaev, R. A., A&A, **24**, 337, (1973)
- [20] Shapiro, S.L., Shibata, M., ApJ, **577**, 904, (2002)
- [21] Woosley, S.E., ApJ, **405**, 273, (1993)

Discussion

Shibata: How did you treat the corona? If the coronal density is low enough, the coronal MHD wind/jet would result.

Hujeirat: Yes. The corona is hot, tenuous and without rotational support. I would like to stress here that obtaining coronal MHD wind, requires strong magnetic fields with an appropriate topology, and diffusive-free plasma. In our case, however, the plasma in TL is highly diffusive, inducing a rapid reconnection of the TMF, and heating thereby the plasma up to the virial temperature. It is because of the high magnetic diffusivity in the TL, torsional Alfvén waves are not able to transfer angular momentum into the dynamically-unstable corona on the dynamical time scale.

Fendt: You said that you obtain a jet from your calculations. But they do not look like that as they only show an uncollimated wind flow along the disk surface. Please comment on that!

Hujeirat: Jets are not jet-born, and collimation is a process that occurs on later times and on different length scales. What interests us here is not the jet-propagation and collimation, but the physical mechanisms underlying their formation and acceleration. What I have shown in this talk is that in the very early phases, jet-plasmas are outwards-accelerated via centrifugal forces. The TL appears to be the region where optimal acceleration is reached: torsional Alfvén waves need to propagate a small length scale in the vertical direction to deposit the angular momentum in the TL and accelerate the virial-hot protons outwards. This can be safely done on the dynamical time scale. Having the accelerated low-cooling protons crossed a critical radius, beyond which the magnetic diffusivity becomes negligibly small, the TMF will take care

then to re-direct and collimate the flow into jets. It should be noted here that the ion-dominated and super-Keplerian rotating plasma in the TL has a large positive energy, hence gravitationally unbound and potentially could expand to infinity.