

Quintessence and the Curvature of the Universe after WMAP

Ralf Aurich* and Frank Steiner†

Abteilung Theoretische Physik, Universität Ulm, Albert-Einstein-Allee 11, D-89069 Ulm, Germany

It is shown that quintessence models for the dark energy in the Universe, possessing a constant equation of state, are in agreement with the angular power spectrum of the temperature anisotropy of the cosmic microwave background radiation measured by the WMAP mission. All acceptable models require a dominant dark energy component with negative pressure and are consistent with the possibility that our Universe has negative spatial curvature.

PACS numbers: 98.70.Vc, 98.80.-k, 98.80.Es

During the last decade, observational cosmology has made enormous progress. In particular, the spectacular discovery in 1992 of the temperature fluctuations of the cosmic microwave background (CMB) radiation by COBE [1] has provided important clues about the early Universe and its time evolution. Although the measured anisotropy of the CMB (being of the order of 10^{-5}) is quite small, it sheds important light on several basic physical mechanisms (see [2, 3, 4] for reviews summarizing the last stand before WMAP). The first findings of NASA's explorer mission "Wilkinson Microwave Anisotropy Probe" (WMAP) [5] has tremendously increased our knowledge of the temperature fluctuations of the CMB, since WMAP has measured the anisotropy of the CMB radiation over the full sky with high accuracy. It is the purpose of this Letter to test our theoretical understanding of physical cosmology by making use of the high quality of the WMAP data.

One of the most important results of the cosmological observations made during the last few years has been that all tests of cosmology probing the nature of matter resp. energy in the Universe suggest that our Universe is at the present epoch not dominated by matter but rather by a mysterious energy with negative pressure (see [2] for a recent review of the state of the Universe). There are essentially two models to explain this new energy component which nowadays is called dark energy. One possibility is to identify the dark energy with Einstein's cosmological constant Λ with a corresponding energy density $\varepsilon_\Lambda = \Lambda c^4 / (8\pi G)$ and negative pressure $p_\Lambda = -\varepsilon_\Lambda$, assuming a positive cosmological constant. An alternative explanation is quintessence [6, 7, 8, 9, 10], where the dark energy is identified with the energy density ε_ϕ arising from a time-evolving scalar (quintessence) field ϕ (see [11, 12] for recent reviews). An important cosmological parameter is the equation of state of the dark energy component, which in the case of quintessence is given by $w_\phi := p_\phi / \varepsilon_\phi$, where p_ϕ denotes the associated pressure. Quintessence models can be considered as generalizations of the cosmological constant and include the latter as the special case $w_\phi = \text{const.} = -1$. In general, the equation of state w_ϕ can be a function of redshift. In our following analysis of the WMAP data, we shall

assume, however, $w_\phi = \text{const.} \geq -1$. First of all, a constant equation of state for the dark energy component represents an obvious and also the simplest generalization of the other known energy components of the Universe which have the constant values $w_r = 1/3$ (for radiation) and $w_m = 0$ (for matter). Secondly, as discussed e.g. in [13, 14, 15, 16, 17], there is an inherent theoretical limitation to determine the time variation of the equation of state of the dark energy component. For example, the luminosity distance d_L and the angular-diameter distance d_A depend on w_ϕ through a multiple-integral relation that smears out detailed information about the redshift dependence of $w_\phi(z)$ (see eqs. (5) and (6) below).

One of the most fundamental cosmological parameters is the curvature of the Universe. Many cosmologists seem to accept as established that the universe is flat corresponding to $k = 0$ and $\Omega_{\text{tot}} := \varepsilon_{\text{tot}} / \varepsilon_{\text{crit}} = 1$. Contrary to that opinion, we shall demonstrate that the WMAP data are *consistent* with certain quintessence models possessing a constant equation of state in a hyperbolic universe, i.e. with *negative* spatial curvature, $k = -1$, corresponding to $\Omega_{\text{tot}} < 1$. Our result is the consequence of the crucial observation that there exists a *degeneracy* in the space of the relevant cosmological parameters $(\Omega_{\text{tot}}, \Omega_\phi, w_\phi)$, where $\Omega_\phi := \varepsilon_\phi / \varepsilon_{\text{crit}}$ is the ratio of the quintessence energy density to the critical density.

Our background model is the standard cosmological model based on a Friedmann-Lemaître universe with Robertson-Walker metric. Then the Friedmann equation reads ($a' := da/d\eta$, $c = 1$)

$$H^2 := \left(\frac{a'}{a^2} \right)^2 = \frac{8\pi G}{3} \varepsilon_{\text{tot}} - \frac{k}{a^2} \quad , \quad (1)$$

where $a(\eta)$ is the cosmic scale factor as a function of conformal time η and $H = H(\eta)$ is the Hubble parameter. The last term in Eq. (1) is the curvature term. Furthermore, $\varepsilon_{\text{tot}} := \varepsilon_r + \varepsilon_m + \varepsilon_\phi$, where ε_r denotes the energy density of "radiation", i.e. of the relativistic components according to photons and three massless neutrinos; $\varepsilon_m = \varepsilon_b + \varepsilon_{\text{cdm}}$ is the energy density of non-relativistic "matter" consisting of baryonic matter, ε_b , and cold dark matter, ε_{cdm} , and ε_ϕ is the energy density of the dark energy due to the quintessence field ϕ .

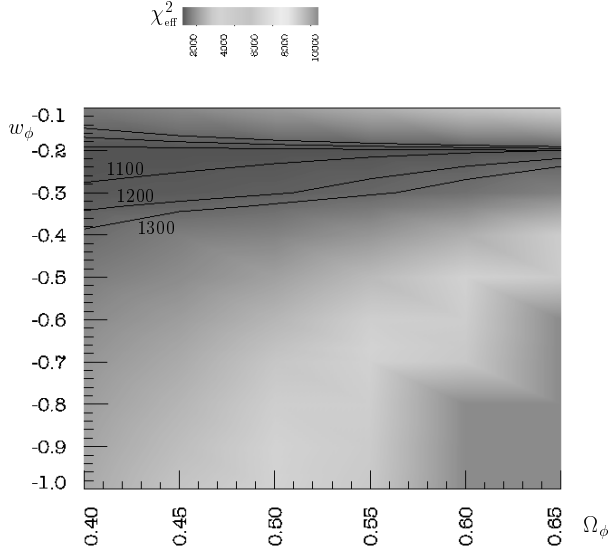


FIG. 1: The χ^2 values are shown in dependence on w_ϕ and Ω_ϕ for $\Omega_{\text{tot}} = 0.85$ using the WMAP data. The curves with $\chi^2_{\text{eff}} = 1100, 1200$ and 1300 are indicated. The minimum $\chi^2_{\text{min}} = 1058$ occurs at $\Omega_\phi = 0.4$, $w_\phi = -0.2$.

In quintessence models, the energy density $\varepsilon_\phi(\eta)$ and the pressure $p_\phi(\eta)$ of the dark energy are determined by the quintessence potential $V(\phi)$

$$\varepsilon_\phi = \frac{1}{2a^2} \phi'^2 + V(\phi) \quad , \quad p_\phi = \frac{1}{2a^2} \phi'^2 - V(\phi) \quad , \quad (2)$$

or equivalently by the equation of state $w_\phi = \frac{p_\phi}{\varepsilon_\phi}$. The equation of motion of the real, scalar field $\phi(\eta)$ is

$$\phi'' + 2\frac{a'}{a}\phi' + a^2\frac{\partial V(\phi)}{\partial \phi} = 0 \quad , \quad (3)$$

where it is assumed that ϕ couples to matter only through gravitation. The various energy densities are constrained by the continuity equation

$$\varepsilon'_x + 3(1 + w_x)\frac{a'}{a}\varepsilon_x = 0 \quad , \quad (4)$$

with the constant equation of state $w_r = \frac{1}{3}$, $w_m = 0$ for $x = r, m$, respectively, and $w_\phi(\eta)$ for $x = \phi$. It is worthwhile to remark that the quintessence field ϕ may be regarded as a real physical field, or simply as a device for modeling more general cosmic fluids with negative pressure. Since w_ϕ is assumed to be constant, the potential $V(\phi)$ is uniquely determined as shown in [10, 17]. However, in solving numerically the coupled eqs. (1)-(4) no knowledge of the potential $V(\phi)$ is required.

In our comparison with the WMAP data, we use the following priors [2]. The Hubble constant $H_0 = h \times 100 \text{ km s}^{-1} \text{ Mpc}^{-1}$ is set to $h = 0.65$, and the baryonic density parameter $\Omega_b = 0.05$ (i.e. $\Omega_b h^2 = 0.021$) is chosen in agreement with the current Big-Bang nucleosynthesis constraints. Furthermore, the initial curvature

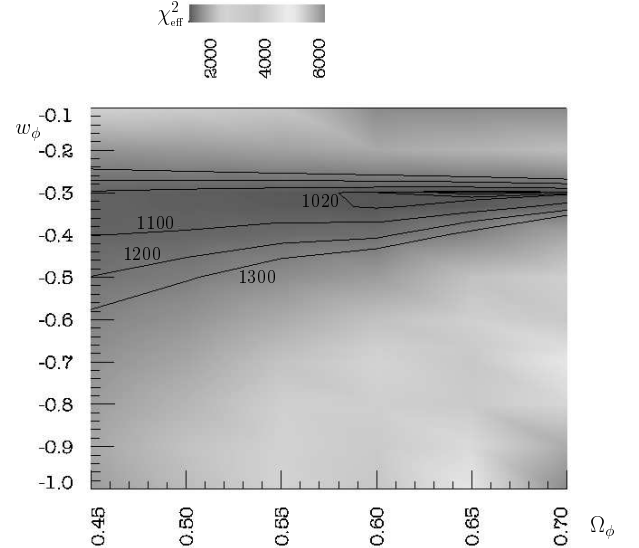


FIG. 2: The same as in Fig. 1 for $\Omega_{\text{tot}} = 0.9$. The curves with $\chi^2_{\text{eff}} = 1010, 1020, 1100, 1200$ and 1300 are indicated. The minimum $\chi^2_{\text{min}} = 994$ occurs at $\Omega_\phi = 0.65$, $w_\phi = -0.3$.

perturbation is assumed to be scale-invariant which is suggested by inflationary models. The CMB anisotropy of the quintessence models is computed along the lines described in [17] and is compared with the angular power spectrum $\delta T_l^2 = l(l+1)C_l/2\pi$ obtained by WMAP [18] which comprises 899 data points. The amplitude of the initial curvature perturbation is determined such that the value of χ^2_{eff} is minimized. The values of χ^2_{eff} are obtained by using the FORTRAN code (provided by the WMAP team [19]) which, given a theoretical CMB power spectrum, computes the likelihood of that model fit to the WMAP data.

Figures 1 to 4 present the values of χ^2_{eff} for the four cases $\Omega_{\text{tot}} = 0.85, 0.9, 0.95$ and 1.0 , respectively, in dependence on w_ϕ and Ω_ϕ . Since Ω_{tot} is held fixed, the matter density $\Omega_m := \Omega_b + \Omega_{\text{cdm}}$ is given by $\Omega_m = \Omega_{\text{tot}} - \Omega_\phi$ neglecting the small radiation contribution. One observes that a decreasing Ω_{tot} demands an increasing w_ϕ , i.e. a less negative value; from $\Omega_{\text{tot}} = 0.85$ to $\Omega_{\text{tot}} = 1.0$ the equation of state changes from $w_\phi = -0.2$ to $w_\phi = -0.7$. Among the models considered, the best fit to the WMAP data is obtained for the model with $\Omega_{\text{tot}} = 0.90$, $\Omega_\phi = 0.65$ and $w_\phi = -0.3$ belonging to the minimum at $\chi^2_{\text{eff}} = 994$, see figure 2. The corresponding angular power spectrum δT_l^2 is shown as a full curve in figures 5 and 6 and compared with the WMAP measurements. The model with $\Omega_{\text{tot}} = 0.95$, $\Omega_\phi = 0.75$ and $w_\phi = -0.4$ is almost of the same quality and belongs to the minimum at $\chi^2_{\text{eff}} = 999$ (see figure 3). The corresponding δT_l^2 is shown as dashed curve in figures 5 and 6. Assuming a flat universe, $\Omega_{\text{tot}} = 1.0$, one obtains a broad, but extremely flat χ^2_{eff} -valley as shown in figure 4. The best flat model is obtained for $\Omega_\phi = 0.725$ and $w_\phi = -0.7$ and is plotted as dotted curve in figures 5 and 6. This model possesses

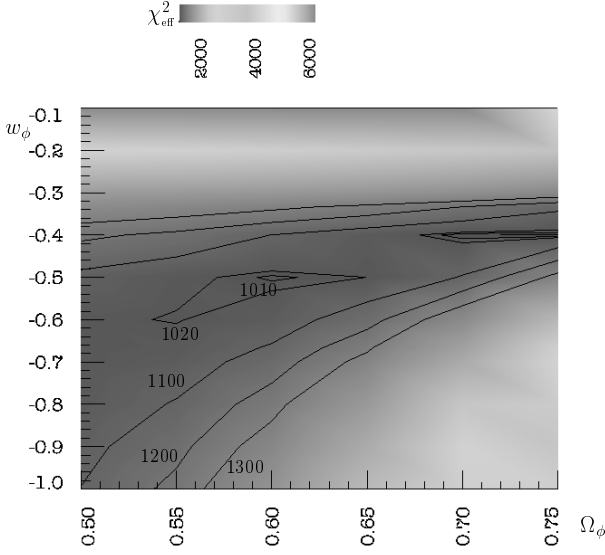


FIG. 3: The same as in Fig. 1 for $\Omega_{\text{tot}} = 0.95$. The curves with $\chi_{\text{eff}}^2 = 1010, 1020, 1100, 1200$ and 1300 are indicated. The minimum $\chi_{\text{min}}^2 = 999$ occurs at $\Omega_\phi = 0.75$, $w_\phi = -0.4$.

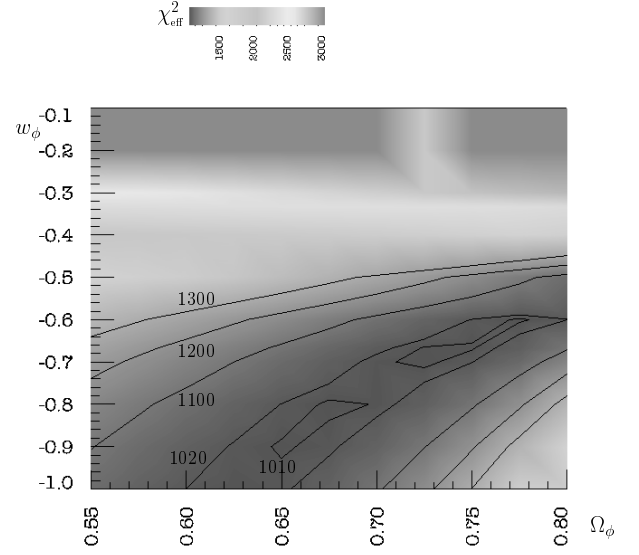


FIG. 4: The same as in Fig. 1 for $\Omega_{\text{tot}} = 1.0$. The curves with $\chi_{\text{eff}}^2 = 1010, 1020, 1100, 1200$ and 1300 are indicated. The minimum $\chi_{\text{min}}^2 = 1006$ occurs at $\Omega_\phi = 0.725$, $w_\phi = -0.7$.

a χ_{eff}^2 -value of $\chi_{\text{eff}}^2 = 1006$. At a somewhat higher χ_{eff}^2 -value, $\chi_{\text{eff}}^2 = 1010$, one finds another flat model with $\Omega_\phi = 0.625$ and $w_\phi = -1.0$, i.e. a cosmological-constant model. It is worth noting that the χ_{eff}^2 -valleys get increasingly narrower with a horizontal alignment in figures 1-4 with decreasing Ω_{tot} and thus allow only a small variation in w_ϕ . In the case $\Omega_{\text{tot}} = 0.85$, one observes the most confined valley, see figure 1, where the best model with $\Omega_\phi = 0.4$ and $w_\phi = -0.2$ has $\chi_{\text{eff}}^2 = 1058$. It is seen in figures 5 and 6 that the three best models corresponding to the cases $\Omega_{\text{tot}} = 0.9, 0.95$ and 1.0 , respectively, are nearly degenerate for $l \leq 600$ with respect to their angular power spectrum δT_l^2 . Even with the high accuracy of the WMAP data, one cannot discriminate between these models. This is mainly due to a geometrical degeneracy [20] which arises through the angular-diameter distance d_A to the surface of last scattering which has to be computed by ($\Omega_c := 1 - \Omega_{\text{tot}}$)

$$d_A = \frac{1}{H_0 \sqrt{|\Omega_c|} (1+z)} S_k \left(H_0 \sqrt{|\Omega_c|} \int_1^{1+z} \frac{dx}{H(x)} \right), \quad (5)$$

where $S_k(y)$ denotes $\sinh y$, y , $\sin y$ for $k = -1, 0, +1$, respectively. The Hubble parameter $H(x)$, $x = z + 1$, is given by

$$\left(\frac{H(x)}{H_0} \right)^2 = \Omega_r x^4 + \Omega_m x^3 - k \Omega_c x^2 + \Omega_\phi e^{3 \int_1^x (1+w_\phi(x')) \frac{dx'}{x}}. \quad (6)$$

The degeneracy due to d_A has been discussed by several authors [15, 16, 17, 20, 21, 22, 23], in particular in the neighborhood of a flat universe and for w_ϕ near -1 . One emphasis has been on the dependence of the position of the first acoustic peak in the angular power spectrum of

the CMB anisotropy on the various cosmological parameters. As a result it has been concluded that, although there is a degeneracy with respect to Ω_ϕ and w_ϕ , the position of the first peak is well suited for a determination of the curvature of the Universe. Analyzing the CMB anisotropy and other cosmological observations has led many cosmologists to accept that the Universe is flat in accordance with the inflationary scenarios. However, admitting also quintessence models with $w_\phi > -1$ changes this simple picture, since there exists now a degeneracy in the $(\Omega_{\text{tot}}, \Omega_\phi, w_\phi)$ -space. In [17] the dependence of d_A on the curvature and on w_ϕ has been investigated using the CMB data before WMAP and it has been shown that there exists a family of models with different curvature having all the same d_A . Using the WMAP data, the best models, shown in figures 5 and 6, belong to such a family in the parameter space $(\Omega_{\text{tot}}, \Omega_\phi, w_\phi)$ possessing the same d_A . Thus, we conclude that this geometrical degeneracy allows universes of negative curvature compatible with the new WMAP data.

Our analysis has shown that quintessence models with a constant (effective) equation of state give an excellent description of the angular power spectrum of the CMB anisotropy measured by WMAP. All acceptable models studied here require a dominant dark energy component with $\Omega_\phi \gtrsim 0.6$ and negative pressure $-1 \leq w_\phi \lesssim -0.3$. However, we have not found convincing evidence pointing to vanishing curvature, since the model with $\Omega_{\text{tot}} = 0.90$ gives a better fit to the WMAP data than the best flat model and the flat Λ CDM model. This is due to a degeneracy in the three-dimensional $(\Omega_{\text{tot}}, \Omega_\phi, w_\phi)$ -space which leads to the fact that even a model with $\Omega_{\text{tot}} = 0.85$ has only a slightly higher value of χ_{eff}^2 than our best model with $\Omega_{\text{tot}} = 0.90$. Thus we have demonstrated that the

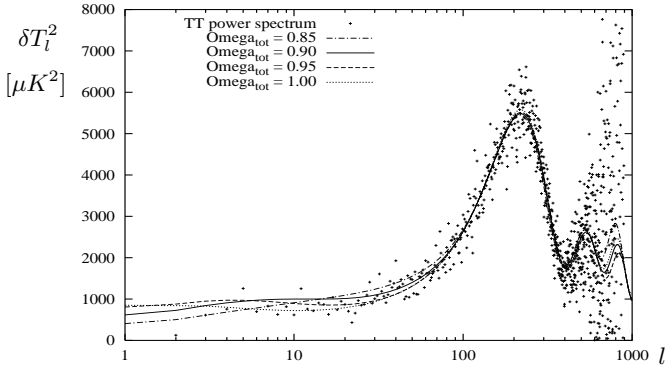


FIG. 5: The angular power spectrum δT_l^2 is presented for the four best models for the cases $\Omega_{tot} = 0.85, 0.9, 0.95$ and $\Omega_{tot} = 1.0$ and compared with the WMAP data. The model fits are determined by the minima of χ_{eff}^2 shown in figures 1 to 4.

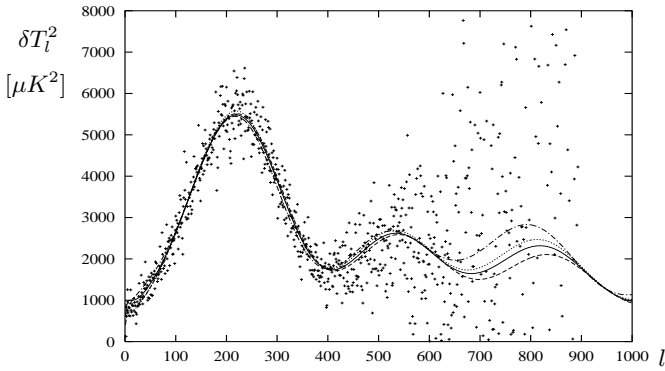


FIG. 6: The same angular power spectra δT_l^2 as in figure 5 are presented in a linear l -scale.

WMAP data are consistent with the possibility that our Universe has negative spatial curvature.

* aurich@physik.uni-ulm.de

† frank.steiner@physik.uni-ulm.de

- [1] G. F. Smoot, C. L. Bennett, A. Kogut, E. L. Wright, J. Aymon, N. W. Boggess, E. S. Cheng, G. de Amici, S. Gulkis, M. G. Hauser, G. Hinshaw, P. D. Jackson, *et al.*, *Astrophys. J. Lett.* **396**, L1 (1992).

- [2] L. M. Krauss, astro-ph/0301012 (2003), to appear in proceedings, ESO-CERN-ESA Symposium on Astronomy, Cosmology and Fundamental Physics, March 2002.
- [3] A. Kosowsky, astro-ph/0301131 (2003), to appear in "The Emergence of Cosmic Structure", Proceedings of the 13th Annual Astrophysics Conference in Maryland, eds. S. Holt and C. Reynolds, AIP Press, 2003.
- [4] X. Wang, M. Tegmark, B. Jain, and M. Zaldarriaga, astro-ph/0212417 (2002).
- [5] C. L. Bennett, M. Halpern, G. Hinshaw, N. Jarosik, A. Kogut, M. Limon, S. S. Meyer, L. Page, D. N. Spergel, G. S. Tucker, E. Wollack, E. L. Wright, *et al.*, astro-ph/0302207 (2003).
- [6] M. S. Turner, *Phys. Rev. D* **28**, 1243 (1983).
- [7] P. J. E. Peebles and B. Ratra, *Astrophys. J. Lett.* **325**, L17 (1988).
- [8] B. Ratra and P. J. E. Peebles, *Phys. Rev. D* **37**, 3406 (1988).
- [9] R. R. Caldwell, R. Dave, and P. J. Steinhardt, *Phys. Rev. Lett.* **80**, 1582 (1998).
- [10] R. Aurich and F. Steiner, *Mon. Not. R. Astron. Soc.* **334**, 735 (2002).
- [11] P. J. E. Peebles and B. Ratra, astro-ph/0207347 (2002).
- [12] V. Sahni and A. Starobinsky, *International Journal of Modern Physics D* **9**, 373 (2000).
- [13] I. Maor, R. Brustein, and P. J. Steinhardt, *Phys. Rev. Lett.* **86**, 6 (2001), Erratum *Phys. Rev. Lett.* **87**(2001) 049901.
- [14] M. Doran, M. Lilley, J. Schwindt, and C. Wetterich, *Astrophys. J.* **559**, 501 (2001).
- [15] N. J. Cornish, *Phys. Rev. D* **63**, 027302 (2000).
- [16] D. Huterer and M. S. Turner, *Phys. Rev. D* **64**, 123527 (2001).
- [17] R. Aurich and F. Steiner, astro-ph/0212471 (2002).
- [18] G. Hinshaw, D. N. Spergel, L. Verde, R. S. Hill, S. S. Meyer, C. Barnes, C. L. Bennett, M. Halpern, N. Jarosik, A. Kogut, E. Komatsu, M. Limon, *et al.*, astro-ph/0302217 (2003).
- [19] L. Verde, H. V. Peiris, D. N. Spergel, M. R. Nolta, C. L. Bennett, M. Halpern, G. Hinshaw, N. Jarosik, A. Kogut, M. Limon, S. S. Meyer, L. Page, *et al.*, astro-ph/0302218 (2003).
- [20] G. Efstathiou and J. R. Bond, *Mon. Not. R. Astron. Soc.* **304**, 75 (1999).
- [21] W. Hu, D. J. Eisenstein, M. Tegmark, and M. White, *Phys. Rev. D* **59**, 23512 (1999).
- [22] R. Bean and A. Melchiorri, *Phys. Rev. D* **65**, 041302(R) (2002).
- [23] A. Melchiorri, L. Mersini, C. J. Ödman, and M. Trodden, astro-ph/0211522 (2002).