

Chemical Composition of the Early Universe

Martin Harwit

511 H Street, SW, Washington, DC 20024-2725; also Cornell University

Marco Spaans

Kapteyn Astronomical Institute, P.O. Box 800, 9700 AV Groningen, The Netherlands

Received _____; accepted _____

arXiv:astro-ph/0302259v1 13 Feb 2003

ABSTRACT

A prediction of standard inflationary cosmology is that the elemental composition of the medium out of which the earliest stars and galaxies condensed consisted primarily of hydrogen and helium ^4He with small admixtures of deuterium, lithium ^7Li , and ^3He . The most red-shifted quasars, galaxies, and Ly- α absorbers currently observed, however, all exhibit at least some admixture of heavier elements, as do the most ancient stars in the Galaxy. Here we examine ways in which the abundance of these same elements, if present before the epoch of population III formation, might be observationally established or ruled out.

Subject headings: Cosmology: Early Universe, Observations, Theory ; Galaxies: Quasars: Absorption Lines

1. Introduction

The last few years have seen great advances in the discovery of highly red-shifted quasars and galaxies and the study of their spectra. High-resolution spectroscopy has simultaneously led to analyses of the chemical composition of gases along the line of sight to distant sources. At red shifts of $z \sim 2 - 4$, Songaila & Cowie (2001) find a pervasive and uniform distribution of ionized carbon and silicon even in relatively tenuous intergalactic clouds. At similar red shifts Songaila and Cowie (1996) also found that C IV can be detected in 75% of the clouds with column densities $N(\text{HI}) > 3 \times 10^{14}$, while Ellison et al. (2000) were able to measure C IV lines to a limiting sensitivity $\log N(\text{C IV}) = 11.75$ against the bright lensed quasar Q1422+231. This suggests that the ratio C IV / H I remains roughly constant down to column densities of at least $N(\text{HI}) \sim 10^{14} \text{ cm}^{-2}$ corresponding to roughly the mean density of intergalactic gas at the highest red shifts observed $z \sim 3.5$. It

is not yet clear whether these carbon abundances persist into the intergalactic voids.

The value of the carbon density parameter that Songaila & Cowie (2001) estimate is of order $\Omega_{\text{C IV}} \sim (1.2 \pm 0.3) \times 10^{-8} h^{-1} [1 + 2q_0z]^{0.5}$. Taking $h = 0.6$ and a deceleration parameter $q_0 = 0$ this becomes $\Omega_{\text{C IV}} \sim 2 \times 10^{-8}$. And if roughly half the carbon is in the triply ionized state, the density parameter for carbon integrated over all ionization states should be about $\Omega_{\text{C}} \sim 4 \times 10^{-8}$. For a baryonic density parameter corresponding to $\Omega_B \sim 0.04$ this would mean that the carbon abundance at these redshifts is a factor of 5000 lower than today, i.e., $n_{\text{C}}/n_{\text{H}} \sim 10^{-7}$.

Using data on oxygen in various stages of ionization, obtained from extreme-ultraviolet absorption lines in Lyman- α absorbers, Telfer et al. (2002) find an oxygen to carbon ratio $[\text{O/C}] \sim 0.3 - 1.2$ at comparable red shifts.

Triply ionized silicon is also observed in the low density clouds. The Si IV density parameter at $z > 3$ is $\Omega_{\text{Si IV}} = 4.3 \pm 1.6 \times 10^{-9} h^{-1} [1 + 2q_0z]^{0.5}$, about a factor of 3 lower than carbon, and with a silicon to carbon ratio somewhat higher than in the Sun (Songaila & Cowie, 2001).

A number of authors, (Palla, Salpeter & Stahler, 1983; Haiman, Thoul & Loeb, 1996; Gnedin & Ostriker, 1997) have suggested that a very early generation of population III stars could have formed at red shifts ranging out to $z \sim 30$. Recent simulations due to Abel, Bryan & Norman (2000, 2002) place the epoch of population III formation at $z \sim 18$. These massive stars, eventually evolving into type II supernovae, would have produced not only sufficient ionizing radiation to reionize the Universe, but would also have produced and explosively ejected heavy elements. However, if the population III stars were formed in protogalactic clouds much, of the newly formed admixture of heavy elements should have remained localized, rather than becoming as dispersed throughout the extragalactic medium as the observations of Songaila & Cowie (2001) indicate.

The question we now ask is, “Can observations determine whether a significant fraction of the highly dispersed carbon and heavier elements could have been part of the primordial mixture from which the first generation of stars and galaxies formed or, alternatively, whether all of the heavy chemical elements had to be produced in the first rush of star formation and then rapidly ejected from galaxies and widely dispersed across extragalactic space?”

Standard cosmological models argue against the existence of heavy elements as admixtures in the primordial brew. However, an observational confirmation or denial of this assumption would provide important insights. Applegate, Hogan & Scherrer (1988) and Aguirre (1999) have pointed out some of the uncertainties surrounding primordial nucleogenesis, and direct observations might suffice to rule out or confirm a number of such possibilities.

In suggesting observational means for determining the abundances of heavy elements *before* the formation of population III condensations, care has to be taken to determine whether the measurements might not be corrupted by detection of heavy elements produced, instead, in the rapidly ensuing explosions of these same stars. Observational tests for determining the abundances of such ejecta have recently been proposed by Sugihara, Sugihara & Spergel (1999). If the life of a population III star is $\sim 10^6$ yr at $z \sim 20$, the red shift difference between *pre-* and *post-*collapse will be less than 1%, making the distinction difficult.

In section 2, we outline potential carbon and oxygen chemistries during the dark ages, after recombination but well before population III condensation. In section 3, we examine a number of processes that could yield direct evidence for primordial carbon or oxygen toward the end of that epoch, though all appear too weak for detection with present-day techniques. Section 4 suggests a more accessible approach through a search for spectral

absorption features due to intergalactic neutral or singly ionized carbon or neutral oxygen wherever neutral hydrogen Gunn-Peterson troughs are observed. A concluding section summarizes these results.

2. The Fate of Carbon and Oxygen During the Dark Ages

The relative importance of any given chemical reaction, say with rate R , can be expressed as the cumulative conversion, γ , per atom, ion or molecule integrated over time

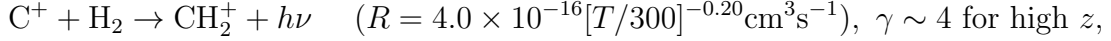
$$\gamma = \int n(\text{H})Rdt = - \int_{z_{\min}}^{z_{\max}} 2.4 \times 10^{11} R(1+z)^{1/2} dz,$$

with the number density of hydrogen atoms $n(\text{H}) \sim 4 \times 10^{-7}(1+z)^3 \text{ cm}^{-3}$, corresponding to a photon-to-baryon ratio $\eta \sim 10^9$ and a current photon density $\sim 20T^3 \sim 400 \text{ cm}^{-3}$ ($\Omega_B h^2 = 0.034$), and $dt \sim -6 \times 10^{17}/(1+z)^{5/2} dz$. For $z_{\max} \sim 1500$ much larger than z_{\min} , we find $\gamma \sim 1 \times 10^{16} R$. This cumulative conversion number is given for some of the relevant chemical reactions below. The rates of all the chemical reactions considered in this work are taken from the UMIST database¹ as described in Le Teuff et al. (2000).

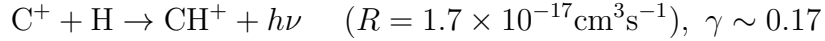
Because the ionization potentials of oxygen and hydrogen are both close to 13.6 eV, oxygen ions will begin to recombine along with hydrogen at red shifts $z \sim 1500$. As Seager, Sasselov& Scott (2000) have shown, the ionization fraction of hydrogen depends on the cosmological model chosen, but drops to $\sim 10^{-3}$ at $z < 50$ for currently favored flat cold dark matter models, baryon fractions, and Hubble constants. Carbon, whose ionization potential is 11.3 eV, will not begin to recombine until $z \sim 1250$, by which epoch the hydrogen ionization fraction will have dropped to $\sim 30 - 50\%$, but will then recombine at temperature-dependent rates 1.5 to 2 times faster. By $z < 50$ carbon, oxygen and hydrogen ionization fractions should all have dropped to levels of order 10^{-3} .

¹<http://www.rate99.co.uk/>

Neutral carbon atoms suffer negligible charge exchange with protons, and hence carbon will, thereafter, remain mainly neutral. Chemical processes then are driven mostly by neutral-neutral reactions. Furthermore, for modest amounts of H_2 , $n(\text{H}_2)/n_{\text{H}} < 10^{-5}$, one expects that the usual initiating reaction



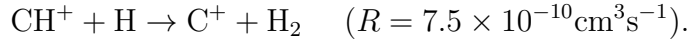
does not run, nor that



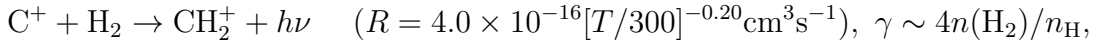
will be frequent. In any case, CH^+ is removed by dissociative recombination



although the electron abundance is small. CH^+ will drive a number of rapid reactions with neutral atoms, most notably

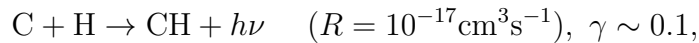


The latter reaction then can lead to

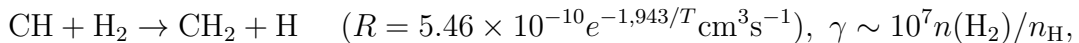


which depends again on the abundance of H_2 , and implies that the usual ionized carbon chemistry can be driven, albeit at a much lower efficiency since both H_2 and C^+ should have low abundances.

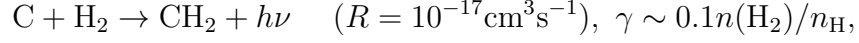
CH and CH_2 formation is initiated through



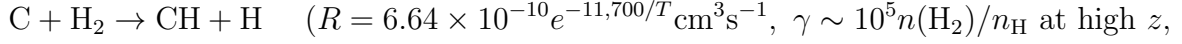
with



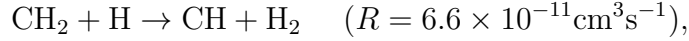
or



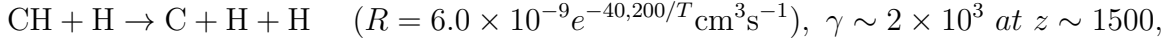
and



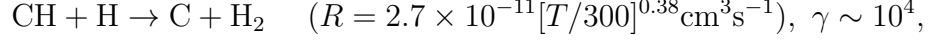
CH_2 is destroyed through



and CH is destroyed through



or



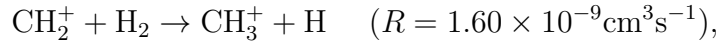
which is also a source of H_2 .

Note that quite a few of the reactions above have substantial reaction barriers or temperature dependencies, so that elevated temperatures are required to drive this neutral-neutral chemistry.

The small abundance of H_2 quenches the formation of CH_2^+ through the otherwise rapid reaction

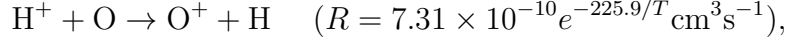


which is normally the dominant removal channel of CH^+ in diffuse clouds. However, if CH_2^+ is present then one has

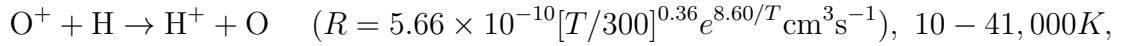


leading to CH and CH_2 after dissociative recombination.

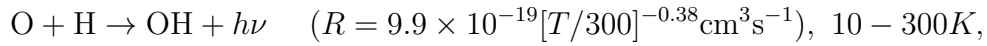
For oxygen present only in neutral form, and modest amounts of H_2 , $n(\text{H}_2)/n_{\text{H}} < 10^{-5}$, one expects that the charge transfer reaction



which itself is limited by the number of protons, is not followed by (the usually rapid) reactions with H_2 . Instead the O^+ that is present is removed by the inverse reaction

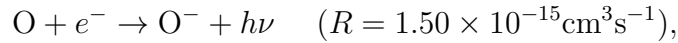
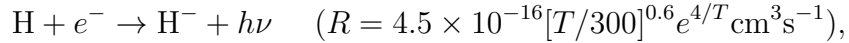


However, one can initiate OH formation through

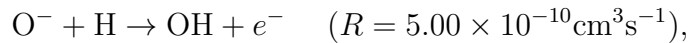
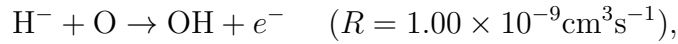


followed by reaction with atomic hydrogen that leads mostly back to oxygen in atomic form.

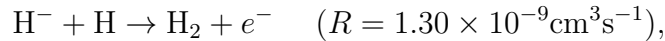
Finally, there are negative ion reactions, similar to the gas-phase formation of H_2 , that lead to OH



followed by

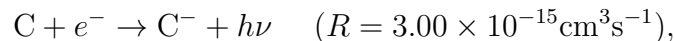


The H^- is rapidly removed through

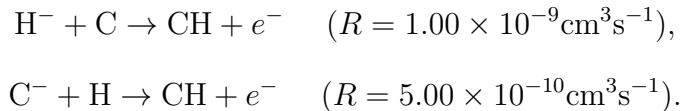


and by the prevailing background radiation.

For carbon one has similarly



followed by



This set of chemical pathways is strongly dependent on the (generally modest) abundance of free electrons.

Interactions of carbon with oxygen can be disregarded at the low primordial oxygen and carbon abundances, $n_{\text{C,O}}/n_{\text{H}} \sim 10^{-7}$ permitted by direct observations.

If one evaluates the measure γ for the chemical reactions discussed above, one finds that both carbon and oxygen tend to remain in atomic form. This is largely due to the absence of any substantial amount of molecular hydrogen and the long reaction time scales relative to the Hubble time.

3. Potential Approaches to Directly Detecting Carbon or Oxygen During the Dark Ages

We investigated whether the presence of carbon or oxygen would leave an imprint on the cosmic microwave background radiation through resonant absorption, in analogy to such an effect due to primordial traces of lithium (Loeb, 2001). As pointed out by Loeb (2002), however, neither carbon nor oxygen has sufficiently low-lying excited states that combine with the ground state through allowed transitions. The imprint of both carbon and oxygen through this process would be negligibly weak.

A further weak imprint on the microwave background radiation could arise through cooling of gas collapsing to form population III stars. Both carbon and oxygen atoms have fine-structure transitions that act as primary coolants in Galactic clouds. At low temperatures they dominate the cooling of molecular hydrogen, whose lowest rotational

excited level lies at $28.2 \mu\text{m}$, i.e., at an excitation temperature of 510 K. This is significantly higher than the lowest-lying fine-structure transition of atomic oxygen at $63.2 \mu\text{m}$ and 228 K, or of carbon at $609 \mu\text{m}$ and 23.6 K. At the low molecular hydrogen concentrations expected at high red shifts and the low temperatures expected at the end of the dark ages, cooling through carbon and oxygen fine-structure transitions could well prevail over cooling by molecular hydrogen through rotational transitions. The total emitted radiation, however, would be low and would fall close to the peak of the microwave background radiation.

To determine an upper limit to the maximum amount of fine-structure cooling to be expected we may consider the collapse of a population III star of mass M . The total gravitational energy released in collapsing to a radius r is $\sim GM/r$ per unit mass, where G is the gravitational constant. The maximum amount of fine-structure emission will be emitted if the collapse takes place in thermal equilibrium, since an adiabatic collapse will generate no radiation until a shock is formed, and at that point the temperature will generally be sufficiently high for H_2 emission to dominate. When GMm_{H}/kr , exceeds a temperature $T \sim 500 \text{ K}$, H_2 cooling is likely to dominate over fine-structure cooling by a factor of 10^5 even for an abundance of H_2 of $\sim 10^{-2}$; here k is the Boltzmann constant and m_{H} the mass of a hydrogen atom. Hence, fine-structure cooling is not likely to exceed $500k \sim 6.9 \times 10^{-14}$ erg per carbon or oxygen atom. The number of background photons per atom or molecule, however, is the entropy $\eta \sim 10^9$. The average energy per photon is $2.73k(1+z)$ for a total energy of $2.73\eta k(1+z) \sim 3.8 \times 10^{-7}(1+z)$ erg per hydrogen atom or molecule. If, as Abel, Bryan & Norman (2002) suggest, the dark ages end at $z \sim 20$, the maximum contribution of fine-structure transitions to the background would be of order of 1 part in 10^{15} . Because the epoch Δz over which the fine-structure radiation took place could be quite long, the normally narrow emission lines would be spread over a rather broad spectral range, making them even more difficult to observe, particularly since emission in thermal equilibrium would mean that much of the radiation would occur at a wavelength

close to the peak of the microwave background. Detection of this radiation is well short of currently foreseeable means.

4. A Less Direct Approach

Fan et al. (2001) have recently detected what may be the long-sought Gunn-Peterson trough (Gunn & Peterson, 1965) in observations of quasars at red shifts $z \sim 6$. They interpret the observed features as due to a contiguous expanse of partially neutral intergalactic hydrogen around an epoch $z \sim 6$, i.e., before the intergalactic medium became completely re-ionized. The immediate implication of this observation is that much of the intergalactic medium remained at least partially neutral for a limited period following the formation of population III stars, and that the intergalactic medium did not become fully ionized until $z \sim 5$. Ionization of the intergalactic medium is certain to have taken place *before* appreciable contamination through ejection of carbon or oxygen from exploding population III stars. This is partly because the number of ionizing photons exceeds the number of ejected ions by many orders of magnitude, partly because the ejection velocities of the material would be well below the speed of light and incapable of uniformly spreading across far reaches of intergalactic space, and partly because most of the ejecta will be injected in an ionized state and will long remain ionized at the prevailing low intergalactic densities. Detection of neutral or singly ionized carbon, or neutral oxygen wherever a neutral hydrogen Gunn-Peterson trough is detected, would therefore indicate the existence of either of these elements as part of the primordial mixture. A unique signature of the presence of either of these elements would be the appearance of one or more additional absorption features at wavelengths longer than the Ly- α Gunn-Peterson trough. Singly ionized carbon would be expected because radiation at energies between 11.3 and 13.6 eV would quickly penetrate to great distances across the intergalactic medium, ionizing carbon,

but leaving hydrogen and oxygen neutral.

Longward of Ly- α , neutral carbon has six particularly strong ultraviolet transitions combining with the ground electronic state $1s^2 2s^2 2p^2 \ ^3P_0$. For each of these, the ground electronic state is split into three fine-structure levels, two of which, respectively lie at 16.40 and 43.40 cm^{-1} above the true ground state. The lower of these excited fine-structure levels will be significantly populated at red shifts above $z \sim 5$, while the upper would have a significant population only above $z \sim 15$. The upper electronic state is also split into three levels, leading to six possible fine-structure components to each of the six electronic transitions. The six electronic transitions cluster around 1657, 1561, 1329, 1280, 1277.5, and 1261 \AA . The products of the oscillator strengths f and statistical weights g for these respective transitions are $fg = 1.26, 0.65, 0.57, 0.19, 0.85,$ and 0.36 , depending in part on the extent to which the lower fine-structure levels are populated. Longward of Ly- α , C^+ has only one significantly allowed transition, a blend of three fine structure transitions centered on 1335 \AA , with $fg = 0.76$. Neutral oxygen also has only one strong absorption feature due to a transition at 1303.5 \AA , with $fg = 0.47$. These data and more detailed information on the transitions have been compiled by Wiese, Fuhr & Deters (1996).

Because the cited lines all lie longward of Ly- α they would be identifiable even in the presence of strong intergalactic Ly- α absorption. However, both carbon and oxygen have a number of relatively strong absorption features also shortward of Ly- α . Neutral carbon has a range of allowed absorption features at wavelengths between 1194 and 1189 \AA , 1158 and 1156 \AA , 1140 and 1138 \AA , and around 1129, 1122 and 945 \AA . Singly ionized carbon has just one allowed transition at wavelengths between Ly- α and the Lyman limit; it lies at 1036.8 \AA . Neutral oxygen has allowed transitions around 1040, 1026.5, 989.5, 977, 972.5, 951.5 \AA , all longward of the Lyman limit at 912 \AA .

Following the original work of Gunn and Peterson (1965), the optical depth of these

lines is given by

$$\tau = \left(\frac{\pi e^2 f g}{m_e \nu H_0} \right) n_0 (1+z)^{3/2} \quad (1)$$

where e is the electron charge, m_e the electron mass, ν the spectral frequency of the cluster of transitions, and H_0 and n_0 , respectively the Hubble constant and number density at $z = 0$. Substituting the fg values cited above, we obtain for the neutral carbon 1657Å feature,

$$\tau = 0.21 \left(\frac{1+z}{7} \right)^{3/2} \left(\frac{0.6}{h} \right) \quad (2)$$

For the five other neutral carbon transitions cited above, we obtain, in order of decreasing wavelengths, respective optical depths of 0.1, 0.08, 0.02, 0.11 and 0.04, for the same red shift and Hubble constant. For the C⁺ transition at 1335 Å, the corresponding optical depth is 0.10 and for neutral oxygen it is 0.06. At wavelengths between Ly- α and the Lyman limit, the only transitions with appreciable optical depths are the neutral carbon transition at 945Å, which has $\tau \sim 0.13$, the C⁺ transition at 1036.8Å, with $\tau \sim 0.07$ and the neutral oxygen transitions at 1303 and 989.5Å, with respective optical depths, $\tau \sim 0.06$ and 0.05.

Depending on whether one chooses to search for lines only longward of Ly- α , or includes the whole spectral range longward of the Lyman limit, neutral carbon, respectively has four or five absorption features with optical depths τ in the range of 8 to 20%; C⁺ has one or two features with τ in the range 7 to 10%, and neutral oxygen one to three features with $\tau \sim 5\%$.

In the spectrum of the quasar SDSS 1044-0125 at $z \sim 5.73$ obtained by Djorgovski et al. (2001) there appears to be a narrow trough slightly longward of Ly- α , at $\sim 8250\text{Å}$ in the red-shifted spectrum in which Ly- α appears to strongly absorb shortward of 8100 Å. However, none of the longer-wavelength carbon or oxygen lines would lie as close to Ly- α as this, since the closest lying line, the 1277.5Å line of carbon would lie more nearly at 8500Å for a red-shifted Ly- α line at 8100Å. Taken at face value, the identification of

the Ly- α trough beginning at 8100Å appears to rule out a significant abundance of either primordial atomic carbon or oxygen at levels of order $n_{\text{C,O}}/n_{\text{H}} \sim 10^{-7}$. This may, however, be because much of the intergalactic medium is ionized even at $z = 5.7$ and the broad Ly- α trough observed could be due to minuscule traces of neutral hydrogen. For a highly ionized intergalactic medium neutral carbon or oxygen features would not lead to sufficient optical depth to have been detected, but singly ionized carbon could have left a detectable absorption feature longward of the quasar’s Ly- α emission peak. No such absorption appears to be present in any of the three spectra displayed by Fan et al. (2001).

If a more thorough examination shows that absorption features of atomic or ionic carbon or atomic oxygen are consistently absent in the spectra of distant quasars with strong Gunn-Peterson neutral hydrogen troughs and low levels of ionization, it should be possible to rule out the presence of primordial carbon or oxygen in concentrations four or more orders of magnitude lower than solar abundance.

5. Discussion

To some extent ^{12}C is the most likely heavy element to exist at early times, since unknown circumstances might conceivably contrive to make the triple alpha process somewhat efficient at the early epochs of helium, deuterium, and lithium formation. Other elements, like oxygen, would most likely have to be formed at far later epochs once stars have formed, and would be less likely to exist before the first stars formed. If carbon and/or oxygen did exist before the first stars were formed, the formation of heavier elements in the very first generation of massive stars, rather than in a second generation, might also be facilitated, which could explain why all quasars and galaxies, even those seen at the highest red shifts, already exhibit spectra of heavy elements, as do the oldest known Galactic stars.

The quality of spectra currently available for quasars detected at red shifts of order $z \sim 6$ appear to make possible the detection of absorption features of optical depth $\tau \sim 10\%$ to 20%, and possibly even weaker features. With improving techniques, the detection of features with such optical depths should become progressively more reliable. If the existence of hydrogen Gunn-Peterson troughs *before substantial re-ionization* can be observationally confirmed, and no additional features due to neutral or singly ionized carbon or neutral oxygen absorption are found, it should become possible to rule out primordial abundances of these two elements at levels as low as 10^{-4} of the solar abundance and conceivably significantly lower.

6. Acknowledgments

The research efforts of M.H. are supported by NASA contracts. Part of this work was carried out while he was Adriaan Blaauw Visiting Professor at the Kapteyn Astronomical Institute in Groningen. He wishes to thank the members of the institute for their kind hospitality, and the Netherlands Organization for Scientific Research (NWO) for their support of the Blaauw Visiting Professorship. M.S. acknowledges discussions with Andrea Ferrara on the formation of pop III stars.

7. References

- Abel, T. R., Bryan, G. & Norman, M. L. 2000, ApJ, 540, 39
- Abel, T. R., Bryan, G. & Norman, M. L. 2002, Science, 295, 93
- Aguirre, A. 1999, ApJ 521, 17
- Applegate, J. H., Hogan, C. J. & Scherrer, R. J. 1988, ApJ 329, 572

- Djorgovski, S. G., Castro, S., Stern, D. & Mahabal, A. A. 2001, ApJ 560, L5
- Ellison, S. L., Songaila, A., Schaye, J. & Pettini, M. 2000, ApJ 120, 1175
- Fan, X. et al. 2001, AJ 122, 2833
- Gnedin, N. Y. & Ostriker, J. P. 1997, ApJ 486, 581
- Gunn J. E. & Peterson, B. A., 1965, ApJ 142, 1633
- Haiman, Z., Thoul, A. A. & Loeb, A. 1996, ApJ 464, 523
- Le Teuff, Y. H., Millar, T. J. & Markwick, A. J., 2000, A&AS, 146, 157
- Loeb, A. 2001, ApJ 555, L1
- Loeb, A. 2002, personal communication to M.H.
- Palla, F., Salpeter, E. E. & Stahler, S. W. 1983, ApJ 271, 632
- Seager, S., Sasselov, D. D. & Scott, D. ApJS 128, 407
- Songaila, A. & Cowie, L. L. 1996, AJ 112, 335
- Songaila, A. & Cowie, L. L. 2001, in *The Extragalactic Infrared Background and its Cosmological Implications*, M. Harwit & M. G. Hauser, eds., Proceedings of an IAU Symposium held at Manchester, August 15 - 18, 2000, Astronomical Society of the Pacific.
- Suginohara, M., Suginohara, T., & Spergel, D. N. 1999, ApJ 512, 547
- Telfer, R. C., et al. 2002, ApJ 579, 500
- Wiese, W. L., Fuhr, J.R. & Deters, T. M. 1996, *Atomic Transition Probabilities of Carbon, Nitrogen & Oxygen: a Critical Compilation* Journal of Physical and Chemical Reference Data, Monograph #7