

Near–infrared constraints on the driving mechanisms for spiral structure.

Marc S. Seigar^{1,2}, Nicole E. Chorney^{1,3} & Phil A. James⁴

¹*Joint Astronomy Centre, University Park, 660 North A’ohoku Place, Hilo, HI 96720, USA*

²*email: m.seigar@jach.hawaii.edu*

³*Department of Physics & Astronomy, University of Victoria, PO Box 3055 STN CSC, Victoria BC, V8W 3P6, Canada*

⁴*Astrophysics Research Institute, Liverpool John Moores University, Twelve Quays House, Egerton Wharf, Birkenhead CH41 1LD, UK*

6 November 2018

ABSTRACT

We have imaged a sample of 17 inclined spiral galaxies with measured H α rotation curves in the K band, in order to determine the morphology of the old stellar population which dominates the mass in the disc. The K band images of the galaxies have been used to determine the radial extent of Grand–Design spiral structure and compare this with the turnover radius in their rotation curves, where the rotation curve transforms from solid–body rotation to differential rotation. Thus, if the arms do not extend past this radius, the winding problem is solved. We find in all 17 cases, the arms extend past this radius, with the radius of grand–design spiral structure being a factor of 1.3–9.6 times larger than the rotation curve turnover radius. Of these galaxies, 4 have nearby neighbours and central bars and a further 7 have a central bar. These bars or near neighbours may be the cause of the driving of the spiral potential in the discs of these galaxies. Of the remaining 6 galaxies, 5 show some evidence for a bar or oval distortion in their K band images. The remaining galaxy (UGC 14) shows no evidence for a central bar and has no nearby neighbours.

Finally we also find that the spiral structure of these galaxies in the near–infrared is extremely regular, although some range in the regularity of spiral structure is found. To quantify this range in spiral structure, we introduce the dust–penetrated arm class, which is analogous to the dust–penetrated classification scheme of Block & Puerari (1999) and based on the optical arm class of Elmegreen & Elmegreen (1982).

Key words: galaxies: fundamental parameters – galaxies: spiral – infrared: galaxies

1 INTRODUCTION

In the last decade, near–infrared photometry has changed our view of spiral galaxies, revealing different arm structures from optical imaging (e.g. Block & Wainscoat 1991; Block et al. 1994; Thornley 1996). Specifically, the near–infrared gives a much truer view of the underlying mass distribution, and shows that Grand Design spiral structure is more common than optical studies would suggest (Thornley 1996). Apart from the clearer view of the strength and extent of arms, the near–infrared also frequently reveals central bar structures which were invisible in the optical, and again gives a more quantitative view of the dynamical importance of bars (Seigar & James 1998b; Eskridge et al. 2000; Seigar 2002). Motivated by this, we feel that it is timely to revisit the suggestion of Kormendy & Norman (1979) that spiral structure can be explained without the need for density wave theories,

posing the much more stringent test set by near–infrared data.

Several explanations have been proposed for the existence of Grand–Design spiral structure in disc galaxies. The most widespread and commonly accepted explanation is the idea of a quasi–stationary density wave (Lin & Shu 1964, 1966) and further developments such as the modal theory of spiral structure (Bertin et al. 1989a, b). However, a proposal made over twenty years ago by Kormendy & Norman (1979), but often overlooked, suggested that if Grand–Design spiral structure in disc galaxies does not extend past the radius at which the rotation curve turns over, then the arms can indeed be material arms and they will not wind up under solid–body rotation, thus overcoming the winding problem. Kormendy & Norman (1979) also proposed that if any galaxies did exhibit Grand–Design spiral structure outside this radius, then they must do so under the influence of a central bar–like potential, or under the tidal influence of a nearby

neighbouring galaxy. Indeed out of the 54 galaxies observed by Kormendy & Norman (1979), they found only 2 galaxies which could not be explained by their hypothesis.

Observational support for this view has been provided by Elmegreen & Elmegreen (1987) who observed that, generally, grand-design spiral galaxies are found in richer environments than flocculent spirals (i.e. grand-design spiral structures are more likely to have undergone a tidal interaction with another galaxy in their history).

While this postulation does not necessarily rule out density wave theories (e.g. Lin & Shu 1964, 1966; Bertin et al. 1989a, b), it introduces an alternative mechanism for exciting spiral modes, i.e. either bar or tidally driven modes. Indeed the original hypothesis of a quasi-stationary density wave (Lin & Shu 1964) proposed that a density wave is the result of a natural instability of a cold, self-gravitating, stellar disc. However, modal theories (Bertin et al. 1989a, b; Bertin 1991, 1993, 1996; Bertin & Lin 1996) of spiral structure do not rule out the possibility of bar or tidally driven modes.

The ideas of tidally driven spiral structure in disc galaxies, have been studied in simulations as early as those of Toomre & Toomre (1972) who performed an N-body simulation of M51 and its interacting galaxy. More recent N-body simulations of this system include those of Salo & Laurikainen (2000a, b). While the spiral structure in M51 probably pre-existed the encounter with its companion (Zaritsky, Rix & Rieke 1993), M51 shows a very strong spiral structure, which may have been enhanced by this interaction. Evidence was presented by Elmegreen, Elmegreen & Seiden (1989) which showed that the arm-interarm contrast in M51 is significantly larger than in two other galaxies (M81 and M100) which do not possess companions. This suggest that the large arm-interarm contrast in M51 may be a result of its interaction with NGC 5195.

Sundelius et al. (1987) used the code of Miller (1976a, b, 1978) to produce a model of tidal spiral arms in two-component galaxies. Their model consisted of a self-gravitating disc of 60,000 particles and this disc was stabilised by a “halo” component. The disc consisted of two components, the cold component, representing the stars in spiral arms (e.g. OB stars, gas clouds etc) and the hot component, representing old stars. The different components have different initial velocity dispersions. The disc was perturbed by a point mass passing by in a plane parabolic orbit. This leads to the formation of a 2-armed spiral pattern in the cold component of the disc as a result of tidal triggering by the companion. The pattern survives for 6 rotations, until the velocity dispersion of the cold component is about half that of the hot component. The pitch angles of the arms are seen to evolve from an Sc-like appearance to an Sa-like appearance. Donner & Thomasson (1994) used N-body simulations to study non-linear evolution of tidally-induced spiral patterns in galaxies. They found that the patterns live with a nearly constant amplitude for about 5 to 6 rotation periods, and are then regenerated after disappearing momentarily.

It is therefore expected that galaxies that have undergone an interaction with another galaxy, may have enhanced spiral structure, and their spiral arms will appear stronger than those galaxies without nearby neighbours (although this may only be a transient phenomena). Indeed, in an ear-

lier paper (Seigar & James 1998b) we showed evidence to suggest that this might be the case. Out of 45 galaxies observed in the near-infrared, 12 had near neighbours. Of these galaxies 4 out of 7 galaxies with arm strength (defined as equivalent angle, EA, see Seigar & James 1998a and section 3.1 for a definition of EA) greater than 35° had near neighbours. This showed that there is some indication here of a relation between arm strength and tidal interactions, although the difference is not statistically significant. However, this result was strengthened by the fact that galaxies with near neighbours had an enhanced $m = 2$ mode, this being the dominant mode in 7 out of the 12 galaxies with near neighbours.

Bar driving of spiral structure was modelled as early as Sanders & Huntley (1976). They constructed a uniform gas disc with no self-gravity. Initially, the gas was in circular orbits. After the introduction of a potential due to a rigidly rotating bar, the gas settled into a steady state exhibiting a strong trailing spiral pattern. In this simulation there was no need for a density wave. However, there are at least two problems with bar driving of spiral structure. Firstly, bar driving seems unable to produce tightly wound spiral patterns. Also, the spiral pattern is seen in the old disc stars as well as young stars and gas, yet the Sanders & Huntley (1976) simulation predict a spiral pattern for the gas only. For example, the model of Sanders (1977) could not produce a spiral pattern for a simulated disc of test particles. More recently the N-body simulations of Sellwood & Sparke (1988) and Sanders & Tubbs (1980) have shown that bar forcing should not extend far outside the region where the bar is strong.

In our earlier paper (Seigar & James 1998b) we investigated the relationship between bar strength and arm strength. We showed that there was no evidence of a correlation between these two quantities. If spiral structure was driven by a bar potential, one might expect these two quantities to be well correlated. As a result, we concluded that bar driving was not an important factor in the formation of spiral structure in disc galaxies.

In this paper we introduce a sample of galaxies observed in the near-infrared, with a view to testing the ideas of Kormendy & Norman (1979). These galaxies all have measured rotation curves. In section 2 we introduce the sample; in section 3 we summarize the results of a test the hypothesis made by Kormendy & Norman (1979). We treat their hypothesis as having three distinct parts, and test them accordingly:

- a comparison of the radius of extent of spiral structure with the turnover radius in the rotation curve.
- a test of whether spiral structure is induced by tidal interactions with neighbouring galaxies.
- a test of bar driven spiral structure.

Finally in section 4 we summarize our conclusions.

2 OBSERVATIONS

We have observed 17 galaxies on the UK Infrared Telescope (UKIRT) in 2 runs between 1st – 4th August 2001 and 11th – 14th March 2002 in the *K* band ($2.2 \mu\text{m}$) using the UKIRT

Figure 1. Greyscale K band images of the galaxies in the sample classified as non–barred.

Table 1. The sample of galaxies observed in the K –band with their Hubble classifications and near neighbours where appropriate. Column 1 lists the names of the galaxies; Column 2 lists the Hubble types of the galaxies from de Vaucouleurs et al. (1991); Column 3 lists the name of the companion galaxy when present; Column 4 lists the redshift difference in kms^{-1} between the object galaxy and the companion galaxy; Column 5 gives r_{gd}/r_{to} , the ratio of the radius of Grand Design spiral structure to the rotation curve turnover radius; Column 6 lists the arm EA for the galaxies; Column 7 lists the bar EA for those galaxies with bars; Column 8 lists the dust–penetrated arm class of each galaxy; and Column 9 has further comments on the spiral structure of some of the galaxies.

Galaxy	Hubble type	Near neighbour	Redshift difference (kms^{-1})	r_{gd}/r_{to}	Arm EA (degrees)	Bar EA (degrees)	Dust–penetrated arm class	Comments
ESO 515–G3	SB(rs)c	–		2.7	23±4	21±3	1	
ESO 543–G12	SB(s)ab	–		4.2	5±2	40±5	2	
ESO 555–G8	SB(s)c	IC 438	9.00	1.9	4±2	15±3	2	
ESO 574–G33	SB(rs)bc	–		2.3	19±3	60±6	1	
ESO 576–G12	SA(rs)c	–		1.3	5±1	–	1	
ESO 576–G51	SB(s)bc	IRAS 13218–1929	97.00	6.1	20±3	46±4	1	
ESO 583–G2	SB(rs)bc	–		3.8	11±2	45±3	1	
ESO 583–G7	SB(rs)c	–		3.7	37±4	58±5	3	
ESO 602–G25	SA(r)b	–		9.3	30±4	–	1	
ESO 606–G11	SB(rs)bc	–		1.9	5±2	17±2	1	
IC 1330	Sc? sp	–		5.9	25±4	–	1	3–armed pattern
NGC 2584	SB(s)bc?	FAIRALL 0273	78.00	3.1	20±3	31±3	1	
NGC 2722	SA(rs)bc	–		2.1	20±6	–	3	Several arm fragments
NGC 7677	SAB(r)bc	VV 619	77.00	1.51	17±3	7±1	2	
UGC 14	Sc+	–		9.6	10±1	–	1	Several knots
UGC 210	Sb	–		2.7	5±1	–	1	
UGC 12383	SABb	–		2.3	15±2	9±1	2	

Fast Track Imager (UFTI). UFTI is a 1–2.5 μm camera consisting of 1024×1024 pixels of 0.09 arcsec each. Thus its field of view is ~ 90 arcsec. The galaxies were therefore selected such that they could fit on the UFTI field. The galaxies were selected from the Mathewson et al. (1992) sample. These galaxies all have measured $\text{H}\alpha$ rotation curves (unlike the sample of Seigar & James 1998a, for which no rotation curve data was available, because the galaxies were too face-on). They were selected such that their declination, $\delta > -20^\circ$, and the ratio of their major–to–minor axes, $a/b < 3.0$, so that the galaxies are not too edge on and spiral structure can still be traced. The galaxies were not selected on the appearance of their spiral arm structure.

In the first run from 1st–4th August 2001, galaxies were observed down to the $K=21.5$ magnitude isophote with $S/N = 3$ per arcsec². In the latter run, from 12th–14th March 2002, galaxies were observed down to the $K=22.1$ magnitude isophote with $S/N=3$ per arcsec².

The justification for using the near–infrared K band is two–fold. Firstly, the K band is relatively free from dust extinction when compared to optical wavebands. Also, the K band traces the old stellar population, and thus the dominant mass distribution in galaxy discs. This is important when studying the underlying structure in disc galaxies.

3 RESULTS

It should first be noted that the K band image of each galaxy reveals a regular spiral arm structure, formally known as

Grand Design. This was not part of the selection process, and therefore shows that, although galaxies can appear flocculent in the optical, a much more regular underlying spiral pattern appears in the infrared, in agreement with Block et al. (1994) and Thornley (1996). The structure, although very regular, does sometimes show smaller arms branching off from the main 2–armed structure, and sometimes a regular 3–armed pattern is revealed. In some cases a 2–armed pattern is revealed, but the arms are relatively short. For this reason, we introduce a scheme for classifying the regularity of spiral arms in the infrared (to be compared with the arm class of Elmgreen & Elmgreen 1982). We term this classification scheme, the dust–penetrated arm class. Three classes are used. Class 1 refers to regular, long arms. Class 2 refers to regular, but short arms. Class 3 refers to regular arms that have a few fragments bifurcating along their length. In the case of class 3, the pattern still appears much more regular than in the optical, and galaxies referred to as grand–design based upon their optical appearance, also usually have many more fragments and bifurcations than those seen in the infrared images presented in this paper. The dust–penetrated arm class is shown in Table 1 along with comments for some of the galaxies. A digitized sky survey inspection of these galaxies has revealed that 6 show optically flocculent structure. These galaxies all show Grand Design structure in the near–infrared.

We have compared the extent of the spiral structure as revealed in near–infrared K band imaging with the rotation curves of these galaxies, in order to determine if the spiral structure extends past the radius of solid–body rotation. In

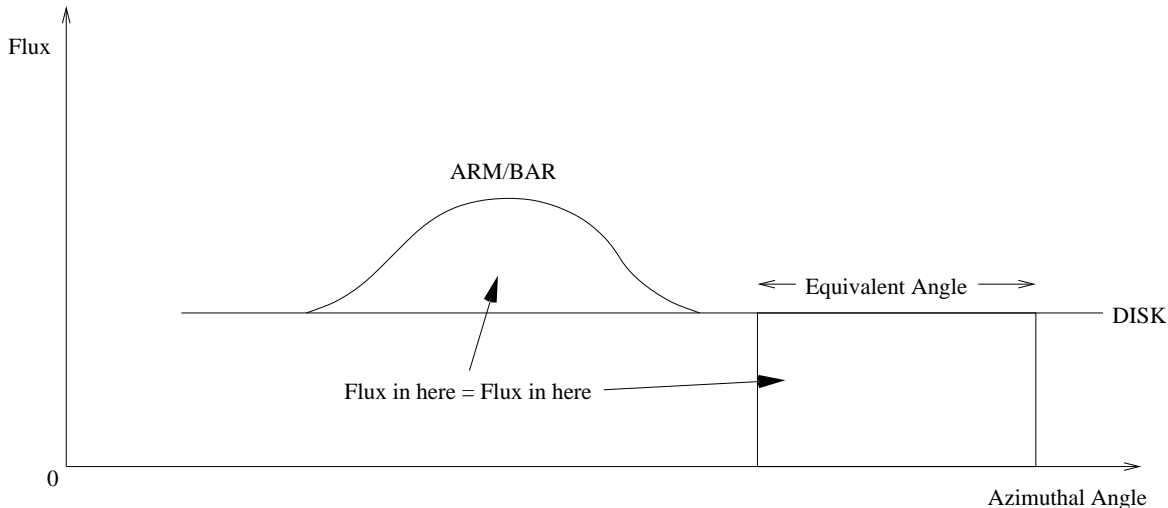


Figure 2. Diagrammatic representation of equivalent angle.

all 17 galaxies, the spiral structure does extend into the differentially rotating part of the disc. This is shown in Table 1 as the fraction of the radius to which grand-design spiral structure extends divided by the radius of turnover in the rotation curve, r_{gd}/r_{to} . In all cases this is significantly greater than 1. It should be noted that it is possible that in some cases the S/N may not be good enough to trace the entire spiral structure. In these cases, the ratio r_{gd}/r_{to} is a lower limit.

As the ratio r_{gd}/r_{to} is always greater than 1, we proceeded by testing for nearby neighbours. Kormendy & Norman (1979) defined a tidally significant neighbour as one within 3–5 galaxy diameters and 1 magnitude (V band) of the spiral galaxy in question. In order to remain consistent with our earlier work (Seigar & James 1998b) we have relaxed this *arbitrary* requirement to 6 diameters and 3 magnitudes in total brightness. We performed a search for near neighbours using the Digitized Sky Survey (DSS) and redshifts from the NASA Extragalactic Database (NED). We find that 4 of the galaxies have tidally significant neighbours using these criteria.

We also looked at the Hubble classification of these galaxies (e.g. de Vaucouleurs et al. 1991), in order to see how many of the galaxies have bars. From this information, 9 of the galaxies are classified as having bars and 2 are classified as having oval distortions. We have also investigated the K band images of the galaxies classified as non-barred in order to see if the near-infrared imaging reveals bars. The images of these 6 galaxies are shown in Figure 1. From these images it can be seen that there is strong evidence for a bar in only one of these galaxies. We now describe the images in detail:

ESO 576 -G12: The K band image of this galaxy shows some evidence for an asymmetric oval distortion.

ESO 602 -G25: This galaxy shows evidence for a definite oval distortion in its centre.

IC 1330: This galaxy shows a central bar with arms at its ends.

NGC 2722: The central 3 or 4 contours in this image suggest that there is some evidence that this galaxy has a weak oval distortion in its centre.

UGC 14: This galaxy has no evidence of a bar in its K band

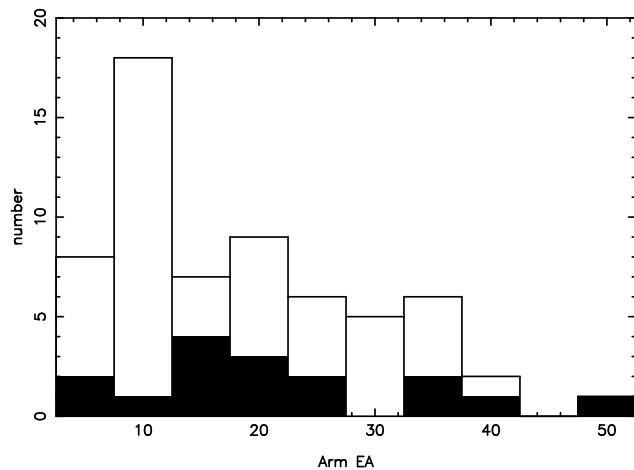


Figure 3. The occurrence of Arm EAs in the discs of a combination of the sample presented in this paper and the sample presented in Seigar & James (1998b). The numbers shaded in black represent galaxies with companions within six galaxy diameters.

image.

UGC 210: This galaxy has some elliptical contours (red and green) which suggest that there is a weak oval distortion present.

The results of the near-neighbour and bar search are listed in Table 1.

Our results suggest that it is difficult to explain the presence of spiral structure in 5 out of 17 galaxies ($\sim 29\%$) using the hypothesis of Kormendy & Norman (1979). This suggests that some other mechanism may be responsible for driving spiral structure. Indeed along with the original hypothesis of a quasi-stationary density wave (Lin & Shu 1964) it was proposed that a density wave is a natural instability of a cold, self-gravitating, stellar disc.

It should be noted that a difference between this study and the study of Kormendy & Norman (1979) is that here we make use of near-infrared images, whereas Kormendy & Norman (1979) made use of optical V band images. The near-infrared often reveals underlying Grand-Design spiral

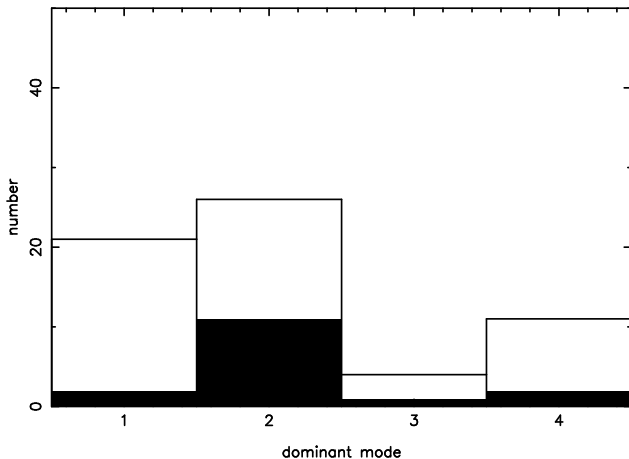


Figure 4. The occurrence of the strongest Fourier modes found in the discs of a combination of the sample presented in this paper and the sample presented in Seigar & James (1998b). The numbers shaded in black represent galaxies with companions within six galaxy diameters.

structure in galaxies that exhibit flocculent spiral structure in optical wavebands (Thornley 1996), and this is supported by the fact that the galaxies presented in this paper have regular spiral structure, even though they were not selected on the basis of their spiral pattern. In essence, the K band studies presented here are therefore touching on aspects of spiral structure beyond those originally addressed by Kormendy & Norman (1979).

In the next two sections, we investigate those galaxies with near neighbours and central bars in more detail, in order to see if either of these properties are responsible for the driving of spiral structure.

3.1 Further analysis of galaxies with near neighbours

We have measured the strength of arms in this sample of galaxies using the equivalent angle (EA) method introduced by Seigar & James (1998a). The EA is analogous to the quantity equivalent width, which is widely used in spectroscopy, and is specifically designed to be independent of noise and resolution effects. Equivalent angle (EA) is defined to be the angle subtended at the centre of a galaxy by a sector of the underlying disc and bulge that emits as much light as the arm/bar component, within the same radial limits (see Fig. 2 for a diagrammatic representation of EA). Thus an arm which emits as much light as the underlying disc between, say, 0.5 and 1.0 kpc radius would have an EA of 180° within these radial limits. The same definition is used for bar EA.

Figure 3 shows a histogram of the distribution of arm strengths (in terms of equivalent angle) in a combination of the samples introduced here and in Seigar & James (1998b), making a total of 62 galaxies. The galaxies with near neighbours are indicated in black in the histogram. It can be seen that 4 out of 9 galaxies ($\sim 44\%$) with arm EA greater than 35° have near neighbours whereas only 16 out of 62 galaxies ($\sim 26\%$) in the whole sample have companions. A similar

and slightly stronger trend was found by Seigar & James (1998b), but neither result is formally statistically significant. However, this result suggests a relation between arm strength and tidal interactions.

This result is strengthened by Figure 4 which shows that the presence of near neighbours enhances the $m = 2$ mode, with this being the dominant mode in 11 out of 16 galaxies ($\sim 69\%$) with nearby neighbours, compared with only 15 out of 46 galaxies ($\sim 33\%$) with no apparent neighbours. These statistics are an improvement on those reported in Seigar & James (1998b). Thus, it seems that nearby companion galaxies tend to enhance the strength of the $m = 2$ spiral mode.

3.2 Further analysis of galaxies with bars

N -body simulations of disc galaxies as early as Hohl (1971) have shown that bar modes arise as a natural instability in a cold self-gravitating disc. The modal theory of spiral structure (Bertin et al. 1989a, b; Bertin & Lin 1996) describes bars as a class of self-excited spiral modes. In galaxies with small bars, the bar can be interpreted as being created by the mode excited in the outer parts of the disc, when the disc allows for propagation of waves close to the centre (Bertin & Lin 1996). However, for strong bars, the gas response to the bar can still be considered and the modal approach to spiral structure takes this into account (Bertin & Lin 1996). In this case the original simulations of Sanders & Huntley (1976) can be taken into account. In this section we look at the barred galaxies in this sample, in order to see if their spiral modes are bar-driven, and we test the third part of the Kormendy & Norman (1979) hypothesis.

Kormendy & Norman (1979) suggest that the idea of bar driven spiral modes (Sanders & Huntley 1976) may be responsible for 2-armed spiral structure extending past the radius of solid-body rotation. Even if this is the case, Sellwood & Sparke (1988) state that bar driving is only important for the most strongly barred spiral galaxies. In addition, it is thought that bar forcing should not extend far outside the region where the bar potential is strong.

We have tested models of bar-driven spiral structure by looking for a correlation between bar and arm strength. The result of this is shown in Figure 5, which shows a plot of arm strength in the inner part of the disc against bar strength. In this plot, we have included the 11 galaxies with bars or oval distortions from the sample introduced in this paper, and the 30 galaxies with bars and oval distortions from the sample introduced in Seigar & James (1998b). We have also split the sample up into those galaxies with strong bars and those galaxies with weak oval distortions, by displaying them with different symbols in the figure. It can be seen that there is no overall correlation, and also that there is no correlation for either strongly barred galaxies or galaxies with oval distortions. It would therefore appear that bars do not strongly affect the strength of spiral arms, even in the central regions of discs, and therefore, our conclusions from Seigar & James (1998b) have not changed.

From this, we can conclude that there is no evidence that bars are responsible for the driving of spiral modes in disc galaxies. This, is therefore, evidence therefore against the part of the hypothesis by Kormendy & Norman (1979), that bars can drive spiral structure.

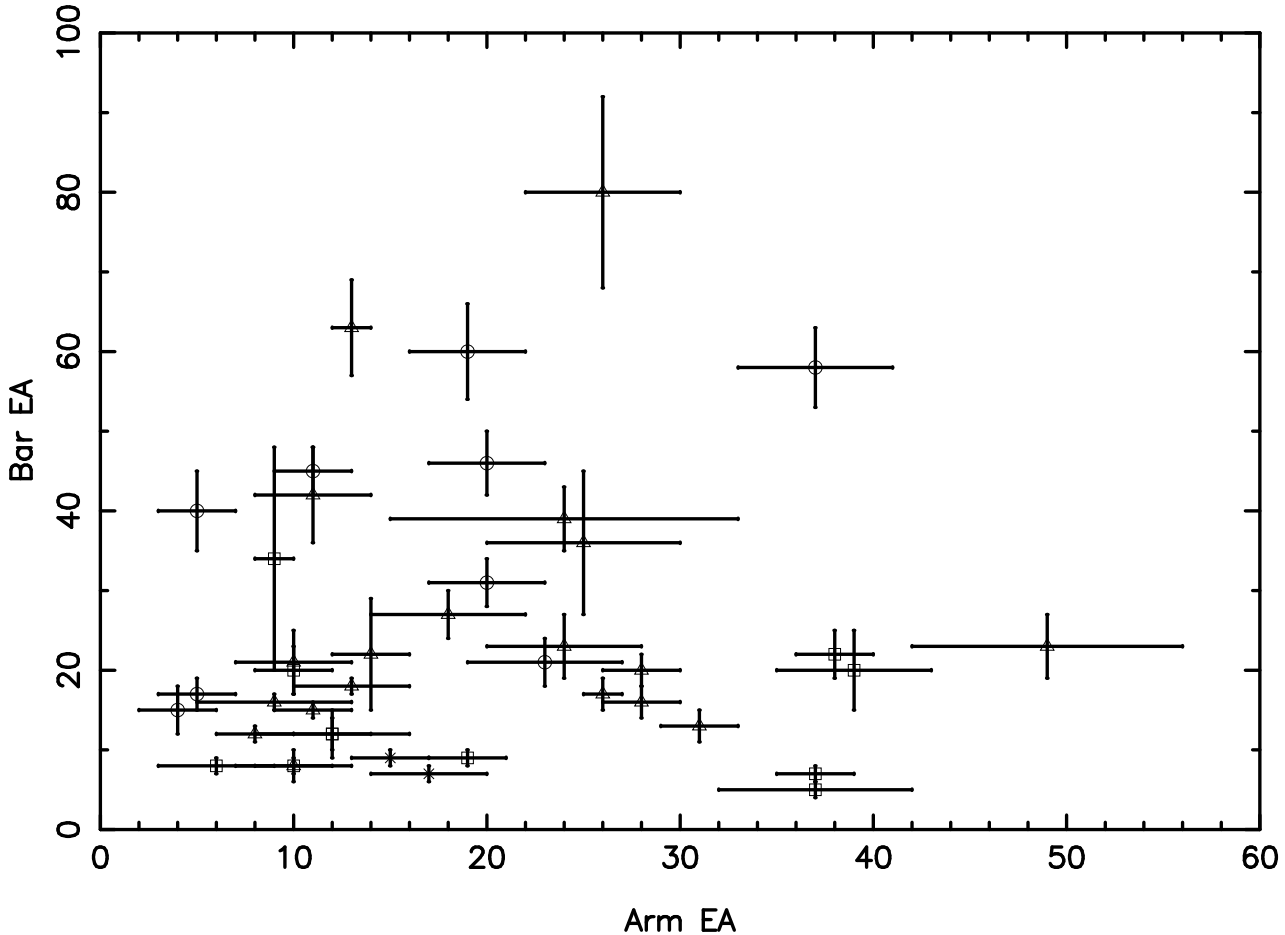


Figure 5. Arm strength in the inner part of the disc versus bar strength for the barred galaxies in this sample and the sample from Seigar & James (1998b). Bar strength and arm strength are both measured in terms of EA in degrees. The hollow circles represent galaxies with strong bars in this sample; the crosses represent galaxies with oval distortions in this sample; the hollow triangles represent galaxies with strong bars from the Seigar & James (1998b) sample; the hollow squares represent galaxies with oval distortions from the Seigar & James (1998b) sample. Only galaxies classified optically as barred are included.

4 CONCLUSIONS

Our K -band observations of seventeen inclined spiral galaxies have revealed Grand-Design spiral structure in all objects, although six of them exhibit flocculent structure in the optical. Thus we have introduced the ‘dust-penetrated arm class’, which indicates the regularity of spiral structure in the near-infrared. We have used this sample to test the hypothesis of Kormendy & Norman (1979) and have found the following:

- The suggestion by Kormendy & Norman (1979) that spiral arms may not extend beyond the solid-body part of the rotation curve appears to be rarely, if ever, the case.
- Tidal interactions may play a role in some galaxies, but our data also suggests that many isolated galaxies show strong Grand-Design near-infrared arms.
- We have found no evidence for driving of spiral structure by bars, and support the conclusion of Sellwood & Sparke (1988) that only the strongest, relatively rare bars, are likely to have a significant role.

Our data have shown that the hypothesis of Kormendy & Norman (1979) does definitely not survive the stronger tests posed by near-infrared imaging, compared to optical

imaging. In this paper we have shown that some specific mechanism is required to stabilise arm structures, e.g. density waves (Lin & Shu 1964, 1966) or modal theories (Bertin et al. 1989a, b).

5 ACKNOWLEDGEMENTS

The United Kingdom Infrared Telescope is operated by the Joint Astronomy Centre on behalf of the U.K. Particle Physics and Astronomy Research Council. This research has made use of the NASA/IPAC Extragalactic Database (NED) which is operated by the Jet Propulsion Laboratory, California Institute of Technology, under contract with the National Aeronautics and Space Administration. We thank the anonymous referee for comments which greatly improved the content of this paper.

REFERENCES

- Bertin G., Lin C.C., Lowe S.A., Thurstans R.P., 1989a, *ApJ*, 338, 78
 Bertin G., Lin C.C., Lowe S.A., Thurstans R.P., 1989b, *ApJ*, 338, 104

- Bertin G., 1991, in *Dynamics of Galaxies and their Molecular Cloud Distributions*, IAU 146, (Kluwer: Dordrecht), p. 93
- Bertin G., 1993, *PASP*, 105, 640
- Bertin G., 1996, in *New extragalactic perspectives in the New South Africa*, eds Block D.L., Greenberg J.M., (Kluwer: Dordrecht), p. 1
- Bertin G., Lin C.C., 1996, *Spiral Structure in Galaxies: A Density Wave Theory*. MIT Press, Cambridge, MA
- Block D.L., Wainscoat R.J., 1991, *Nature*, 353, 48
- Block D.L., Puerari I., 1999, *A&A*, 342, 627
- Block D.L., Bertin G., Stockton A., Grosbol P., Moorwood A.F.M., Peletier R.F., 1994, *A&A*, 288, 365
- de Vaucouleurs G., de Vaucouleurs A., Corwin H.G. Jr, Buta R.J., Paturel J., Fouqué P., 1991, *The Third Reference Catalogue of Bright Galaxies*, Univ. Texas Press, Austin (RC3)
- Donner K.J., Thomasson M., 1994, *A&A*, 290, 785
- Elmegreen B.G., Elmegreen D.M., Seiden P.E., 1989, *ApJ*, 343, 602
- Elmegreen D.M., Elmegreen B.G., 1982, *MNRAS*, 201, 1021
- Elmegreen D.M., Elmegreen B.G., 1987, *ApJ*, 314, 3
- Eskridge P.B. et al., 2000, *AJ*, 119, 536
- Hohl F., 1971, *ApJ*, 168, 343
- Kormendy J., Norman C.A., 1979, *ApJ*, 233, 539
- Lin C.C., Shu F.H., 1964, *ApJ*, 140, 646
- Lin C.C., Shu F.H., 1966, *proc. Natl. Acad. Sci.*, 55, 229
- Mathewson D.S., Ford V.L., Buchhorn M., 1992, *ApJS*, 81, 413
- Miller R.H., 1976a, *J. Comp. Phys.*, 21, 400
- Miller R.H., 1976b, *ApJ*, 207, 408
- Miller R.H., 1978, *ApJ*, 224, 32
- Salo H., Laurikainen E., 2000a, *MNRAS*, 319, 377
- Salo H., Laurikainen E., 2000b, *MNRAS*, 319, 393
- Sanders R.H., 1977, *ApJ*, 216, 916
- Sanders R.H., Huntley J.M., 1976, *ApJ*, 209, 53
- Sanders R.H., Tubbs A.D., 1980, *ApJ*, 235, 803
- Seigar M.S., 2002, *A&A*, 393, 499
- Seigar M.S., James P.A., 1998a, *MNRAS*, 289, 672
- Seigar M.S., James P.A., 1998b, *MNRAS*, 289, 685
- Sellwood J.A., Sparke L.S., 1988, *MNRAS*, 231, 25p
- Sundelius B., Thomasson M., Valtonen M.J., Byrd G.C., 1987, *A&A*, 174, 67
- Thornley M.D., 1996, *ApJ*, 469, L45
- Toomre A., Toomre J., 1972, *ApJ*, 178, 623
- Toomre A., 1981, in *The structure and evolution of normal galaxies*, Cambridge University Press, p 111
- Zaritsky D., Rix H.-W., Rieke M., 1993, *Nature*, 364, 313

This figure "fig1.jpg" is available in "jpg" format from:

<http://arxiv.org/ps/astro-ph/0302247v2>