

# Nova nucleosynthesis and Galactic evolution of the CNO isotopes

Donatella Romano<sup>1,2</sup> and Francesca Matteucci<sup>3</sup>

<sup>1</sup>*International School for Advanced Studies, SISSA/ISAS, Via Beirut 2-4, I-34014 Trieste, Italy*

<sup>2</sup>*INAF, Osservatorio Astronomico di Bologna, Via Ranzani 1, I-40127 Bologna, Italy; romano@bo.astro.it*

<sup>3</sup>*Dipartimento di Astronomia, Università di Trieste, Via G.B. Tiepolo 11, I-34131 Trieste, Italy; matteucci@ts.astro.it*

Accepted . Received ; in original form

## ABSTRACT

In this paper we study the role played both by novae and single stars in enriching the interstellar medium of the Galaxy with CNO group nuclei, in the framework of a detailed successful model for the chemical evolution of both the Galactic halo and disc. First, we consider only the nucleosynthesis from single low-mass, intermediate-mass and massive stars. In particular, the nucleosynthesis prescriptions in the framework of the adopted model are such that: *i)* low- and intermediate-mass stars are responsible for the production of most of the Galactic  $^{12}\text{C}$  and  $^{14}\text{N}$ ; *ii)* massive stars produce the bulk of the Galactic  $^{16}\text{O}$ ; *iii)*  $^{13}\text{C}$  and  $^{17}\text{O}$  originate mostly in intermediate-mass stars, with only a minor contribution from low-mass and massive stars. In this context, we show that the behavior of the  $^{12}\text{C}/^{13}\text{C}$ ,  $^{14}\text{N}/^{15}\text{N}$  and  $^{16}\text{O}/^{17}\text{O}$  isotopic ratios, as inferred from observations, can be explained only allowing for a substantial revision of the available stellar yields. On the other hand, the introduction of nova nucleosynthesis allows us to better explain the temporal evolution of the CNO isotopic ratios in the solar neighbourhood as well as their trends across the Galactic disc. Once all the nucleosynthesis sources of CNO elements are taken into account, we conclude that  $^{13}\text{C}$ ,  $^{15}\text{N}$  and  $^{17}\text{O}$  are likely to have both a primary and a secondary origin, in contrast to previous beliefs. We show that, when adopting the most recent  $^{17}\text{O}$  yields from intermediate-mass stars published in the literature so far, we still get a too large solar abundance for this element, a problem already encountered in the past by other authors using different yield sets. Therefore, we conclude that in computing the  $^{17}\text{O}$  yields from intermediate-mass stars some considerable sink of  $^{17}\text{O}$  is probably neglected. The situation for  $^{15}\text{N}$  is less clear than that for  $^{13}\text{C}$  and  $^{17}\text{O}$ , mainly due to contradictory observational findings. However, a stellar factory restoring  $^{15}\text{N}$  on quite long time-scales seems to be needed in order to reproduce the observed positive gradient of  $^{14}\text{N}/^{15}\text{N}$  across the disc, and novae are, at present, the best candidates for this factory. Given the uncertainties still present in the computation of theoretical stellar yields, our results can be used to put constraints on stellar evolution and nucleosynthesis models.

**Key words:** Galaxy: abundances – Galaxy: evolution – novae, cataclysmic variables – nuclear reactions, nucleosynthesis, abundances

## 1 INTRODUCTION

In the last 30 years, many studies have been devoted to the evolution of the CNO isotopic ratios (e.g., Audouze, Lequeux & Vigroux 1975; Vigroux, Audouze & Lequeux 1976; Dearborn, Tinsley & Schramm 1978; Tosi 1982; D’Antona & Matteucci 1991; Matteucci & D’Antona 1991; Prantzos, Aubert & Audouze 1996; see also Tosi 2000 for a recent reappraisal of the problem). Isotopic ratios are generally not affected by physicochemical fractionation effects (but see, e.g., Sheffer,

Lambert & Federman 2002). Therefore, they reflect rather faithfully the relevant production processes which occurred in stars of different masses and lifetimes. However, despite the considerable progress in the theories of stellar evolution and nucleosynthesis, important questions related to the yields and the production sites of some of the CNO isotopes still remain open. In this context, chemical evolution models can be regarded as a powerful tool in order to discriminate among different sets of stellar yields and even different stellar factories. In fact, as discussed by Tosi (1988), model predic-

tions on elemental and isotopic ratios depend primarily on the adopted stellar nucleosynthesis, stellar lifetimes and initial mass function (IMF), rather than on the other uncertain parameters of the galactic evolution, like star formation and infall rates.

Among the CNO group nuclei,  $^{16}\text{O}$  is the best understood. It is a primary element, i.e., it is always synthesized starting from H and He in the parent star. When only the most reliable oxygen measurements are considered, a good agreement is found between theoretical predictions on  $^{16}\text{O}$  evolution and observations (e.g., Chiappini, Romano & Matteucci 2003), which confirms that  $^{16}\text{O}$  production is well understood both qualitatively and quantitatively. The bulk of  $^{16}\text{O}$  comes from massive stars ( $m > 10 M_{\odot}$ ).

The production of  $^{12}\text{C}$  is instead more uncertain: we know that it is synthesized as a primary element, but the exact amount restored into the interstellar medium (ISM) by stars of different masses is still uncertain. The ‘old’ view that  $^{12}\text{C}$  is mainly produced by low- and intermediate-mass stars (LIMS) has been challenged by several papers (Prantzos, Vangioni-Flam & Chauveau 1994; Carigi 2000; Henry, Edmunds & Köppen 2000) suggesting that mass-losing massive stars could be the main source of carbon. The conclusion of those authors rests on the adoption of the metallicity dependent yields for massive stars from Maeder (1992), which are computed in presence of mass loss. On the other hand, very recently it has been demonstrated that, in order to reproduce simultaneously the features of the C/O vs. O/H diagrams observed for galaxies of different morphological type, as well as the [C/Fe] vs. [Fe/H] and [C/O] vs. [Fe/H] diagrams for dwarf stars in the solar vicinity, the bulk of  $^{12}\text{C}$  should originate from LIMS (Chiappini et al. 2003). Indeed, the carbon yields due to mass loss have been revised downward (Meynet & Maeder 2002a).

The nature of  $^{14}\text{N}$  is still controversial: it should be a typical secondary element, but with a primary component as well. The secondary component is mainly produced through the CN cycle in stars of all masses, thus its amount depends on the  $^{12}\text{C}$  present in the star at the time of its birth. Secondary nitrogen can also be produced in the ON cycle by transformation of  $^{16}\text{O}$ , but at a much slower rate. The primary component is instead produced starting from fresh carbon generated by the parent star, provided there is some mixing mechanism which transports this newly synthesized carbon in a hydrogen-burning region, where the CNO cycle can convert it to nitrogen. In intermediate-mass stars ( $2.5 - 3.5 \leq m/M_{\odot} \leq 6 - 8$ ), primary  $^{14}\text{N}$  is produced when hot bottom burning (HBB) takes place at the base of the star convective envelope, during the asymptotic giant branch (AGB) phase (Renzini & Voli 1981). The amount of primary nitrogen depends mostly on the adopted value of the mixing length parameter determining the depth of the convective stellar envelope, which is very uncertain (see a discussion in van den Hoek & Groenewegen 1997). Primary  $^{14}\text{N}$  production might take place also in massive stars (e.g., Matteucci 1986; Meynet & Maeder 2002b). According to Meynet & Maeder (2002b), the mechanism which allows the freshly made carbon to be turned into primary nitrogen is stellar axial rotation, and primary nitrogen production in massive stars is favored at low metallicity. In fact, in this case (rotating stellar models at low  $Z$ ), the stars loose less angular momentum, thus they rotate faster. Simultaneously, they

are more compact, so that differential rotation and shear mixing are stronger. Moreover, the H-burning shell has a much higher temperature and is thus closer to the core, which favours mixing between the two. However, the primary nitrogen yields obtained by Meynet & Maeder from their low-metallicity massive star models do not contribute to a significant chemical enrichment at very low metallicities (see Chiappini et al. 2003).

As far as the minor isotopes are concerned, it has been claimed that  $^{13}\text{C}$  and possibly also  $^{17}\text{O}$  are mainly formed in the external regions of stars in the red giant branch (RGB), planetary nebula (PN) and supernova (SN) phase (Audouze et al. 1975; Dearborn et al. 1978). Marigo, Bressan & Chiosi (1996) explored the formation of a *pocket* of primary  $^{13}\text{C}$  during the AGB phase of intermediate-mass stars.

The thermonuclear runaway (TNR) responsible for the nova outbursts has also been identified as a promising channel for the synthesis of  $^{13}\text{C}$ ,  $^{15}\text{N}$ , and  $^{17}\text{O}$  (Starrfield et al. 1972; Starrfield, Sparks & Truran 1974), eventually being responsible for most of the Galactic abundances of  $^{13}\text{C}$  and  $^{17}\text{O}$  (José & Hernanz 1998; Woosley et al. 1997). Indeed, classical novae, binary systems consisting of a carbon-oxygen or oxygen-neon-magnesium white dwarf accreting hydrogen-rich matter from a main-sequence companion, sporadically inject nuclearly processed material into the ISM. The TNR, responsible for the explosion causing the ejection of almost the whole previously accreted envelope, leads to the synthesis of some rare nuclei during the nova outburst. The most recent nova hydrodynamical models confirm large overproduction factors with respect to the solar abundances for  $^7\text{Li}$ ,  $^{13}\text{C}$ ,  $^{15}\text{N}$  and  $^{17}\text{O}$  (José & Hernanz 1998). Therefore, although novae are processing only a minor fraction of the total matter in a galaxy, nevertheless they could produce important amounts of the species with the highest overproduction factors. In the past, it has been suggested that the bulk of  $^{15}\text{N}$  production should come from novae (Audouze et al. 1975; Dearborn et al. 1978; Matteucci & D’Antona 1991); Type II SNe might also contribute, although to a lower extent (Audouze et al. 1977; Timmes, Woosley & Weaver 1995). Recent detections of extragalactic  $^{15}\text{N}$  seem to support the idea that  $^{15}\text{N}$  production is due to rotationally induced mixing of protons into the helium-burning shells of massive stars (Chin et al. 1999 and references therein). A small contribution from Type Ia SNe could also be possible (Clayton et al. 1997; although see Nomoto, Thielemann & Yokoi 1984).

The aim of this paper is to present some theoretical results concerning the evolution of the  $^{12}\text{C}/^{13}\text{C}$ ,  $^{14}\text{N}/^{15}\text{N}$ , and  $^{16}\text{O}/^{17}\text{O}$  isotopic ratios in the solar neighbourhood as well as along the Galactic disc by taking advantage of a complete model for the chemical evolution of the Galaxy in which the nucleosynthesis from stars of different masses is included in a detailed way. In particular, we include in the model the nucleosynthesis from novae and try to establish whether they can actually be regarded as important contributors to the Galactic abundances of the CNO isotopes  $^{13}\text{C}$ ,  $^{15}\text{N}$ , and  $^{17}\text{O}$ . For each of these stable nuclei, we make an attempt in identifying the main contributors to the chemical enrichment by means of a comparison with the available observational data.

The paper is organized as follows. In Section 2 we report on the status of the observations. In Section 3 we de-

scribe the adopted chemical evolution model. In Section 4 we present model results. Finally, our conclusions are drawn in Section 5.

## 2 OBSERVATIONS

### 2.1 Galactic $^{12}\text{C}/^{13}\text{C}$ abundance ratio

The Solar System  $^{12}\text{C}/^{13}\text{C}$  ratio is  $(^{12}\text{C}/^{13}\text{C})_{\odot} = 89 \pm 2$  (Cameron 1982), higher than the estimates for the local ISM:  $(^{12}\text{C}/^{13}\text{C})_{\text{ISM}} = 47.3_{-4.4}^{+5.5}$  (from CN; Crane & Hegyi 1988);  $77 \pm 3$  (from  $\text{CH}^+$ ; Stahl et al. 1989);  $62 \pm 4$  (from CO; Langer & Penzias 1993);  $77 \pm 7$  (average from  $\text{H}_2\text{CO}$  and CO data for sources near the Sun; Wilson & Rood 1994);  $58 \pm 12$  (from atomic C; Keene et al. 1998);  $58 \pm 6$  (from atomic  $\text{C}^+$ ; Boreiko & Betz 1996);  $69 \pm 15$  (from the solid state  $\text{CO}_2$ ; Boogert et al. 2000)\*. This clearly indicates a decrease in the last 4.5 Gyr, which is exactly what one expects for a primary to secondary elemental ratio (according to Talbot & Arnett 1974, a chemical species is defined as primary or secondary according to whether the yields, i.e., the mass fractions of a star ejected in the form of the newly produced element, are insensitive, or sensitive, to the original metallicity of the star; as a consequence, the abundance of a secondary element increases more steeply in time than that of its seed nuclei).

The Galactic  $^{12}\text{C}/^{13}\text{C}$  gradient gives a consistent picture:  $\Delta(^{12}\text{C}/^{13}\text{C})/\Delta R_G = (4.5 \pm 2.2) \text{ kpc}^{-1}$  (weighted fit to the  $^{12}\text{CO}_2/^{13}\text{CO}_2$  ratio as a function of Galactocentric radius – Boogert et al. 2000). The gradient found from the solid state agrees well with gas phase studies (Tosi 1982; Wilson & Rood 1994). However, solid state determinations are more reliable than gas phase studies, because the column densities can be determined without uncertain radiative transfer effects. A limitation of the Boogert et al. analysis is the paucity of solid  $\text{CO}_2$  observations at low Galactic radii (3–6 kpc). Moreover, the considerable scatter in the  $^{12}\text{C}/^{13}\text{C}$  ratio at radii larger than 6 kpc prevents from identifying a clear trend in the outer disc. However, the decrease of the ratio towards the Galactic centre is apparent and can be taken as a clear signature of an important secondary component to  $^{13}\text{C}$  nucleosynthesis. This decrease is confirmed also by  $^{12}\text{C}/^{13}\text{C}$  ratios derived from  $^{12}\text{CN}$ ,  $^{13}\text{CN}$  observations, which however tend to be lower than those derived from other molecules (Savage, Apponi & Ziurys 2001).

### 2.2 Galactic $^{14}\text{N}/^{15}\text{N}$ abundance ratio

The  $^{14}\text{N}/^{15}\text{N}$  ratio in our Galaxy has been studied by Dahmen, Wilson & Matteucci (1995), who analysed high quality data of HCN double isotopomer ratios for 11 warm, dense molecular clouds in the Galactic disc. After fitting  $^{12}\text{C}/^{13}\text{C}$  ratios from published data as a function of Galactocentric distance, the  $^{14}\text{N}/^{15}\text{N}$  ratios were obtained. A linear regression using these ratios and previously published data allowed the determination of the Galactic gradient:  $\Delta(^{14}\text{N}/^{15}\text{N})/\Delta R_G = (19.7 \pm 8.9) \text{ kpc}^{-1}$ , shallower than that found by Tosi (1982).

\* A value of  $(^{12}\text{C}/^{13}\text{C})_{\text{ISM}}$  between 60 and 80 is the preferred one.

The Solar System  $^{14}\text{N}/^{15}\text{N}$  ratio is  $(^{14}\text{N}/^{15}\text{N})_{\odot} = 270$  (Anders & Grevesse 1989). For the local ISM, values as high as  $(^{14}\text{N}/^{15}\text{N})_{\text{ISM}} = 450 \pm 22$  (Wilson & Rood 1994) or as low as  $(^{14}\text{N}/^{15}\text{N})_{\text{ISM}} = 237_{-21}^{+27}$  (Lucas & Liszt 1998) have been reported. The former is in contradiction with the existence of a positive gradient across the Galactic disc since, from a theoretical point of view, if  $^{14}\text{N}/^{15}\text{N}$  increases in time and hence with metallicity, it should also increase with decreasing Galactocentric distance, owing to the higher metallicity content attained in the innermost Galactic regions.

### 2.3 Galactic $^{16}\text{O}/^{17}\text{O}$ abundance ratio

The  $^{16}\text{O}/^{17}\text{O}$  abundance ratio has decreased from its solar value of  $(^{16}\text{O}/^{17}\text{O})_{\odot} = 2465$  (Anders & Grevesse 1989) to its present local value of  $(^{16}\text{O}/^{17}\text{O})_{\text{ISM}} = 1900 \pm 200$ , an unmistakable sign of secondary production for  $^{17}\text{O}$ .

The secondary origin of  $^{17}\text{O}$  is confirmed by the behavior of the  $^{16}\text{O}/^{17}\text{O}$  gradient along the Galactic disc, which decreases with decreasing distance from the Galactic centre ( $^{16}\text{O}/^{17}\text{O}$  ratios along the Galactic disc are obtained by multiplying the corresponding  $^{16}\text{O}/^{18}\text{O}$  ratios by the ISM value of  $^{18}\text{O}/^{17}\text{O} = 3.5$  – see Prantzos et al. 1996 and references therein).

## 3 THE CHEMICAL EVOLUTION MODEL

### 3.1 Basic aspects

The *two-infall model* for the chemical evolution of the Galaxy (Chiappini, Matteucci & Gratton 1997; Chiappini, Matteucci & Romano 2001) is adopted, with the aim of re-assessing the problem of whether novae significantly contribute to the Galactic chemical evolution of the minor CNO isotopes.

In the framework of the adopted model, the Galaxy forms out of two main infall episodes. During the first one, the bulge, inner halo and thick disc are built up, on a very short time-scale ( $\sim 1$  Gyr). During the second one, the thin disc is formed, on a much longer time-scale (being  $\sim 7$  Gyr at the solar ring and increasing with increasing Galactocentric distance) out of matter of primordial chemical composition plus traces of halo gas.

For a complete description of the model basic assumptions and equations we address the interested reader to Chiappini et al. (1997, 2001, 2003). Here we only briefly outline how novae have been included in the model (see also D’Antona & Matteucci 1991 and Romano et al. 1999). The rate of formation of nova systems at a given time  $t$  is computed as a fraction  $\alpha$  of the rate of formation of white dwarfs (WDs) at a previous time  $t - \Delta t$ :

$$R_{\text{novae}}(t) = \alpha \int_{0.8}^8 \psi(t - \tau_m - \Delta t) \varphi(m) dm, \quad (1)$$

where  $\tau_m$  is the lifetime of the star of mass  $m$ ,  $\psi(t)$  is the star formation rate and  $\varphi(m)$  is the IMF. The Scalo (1986) IMF is assumed. All the stars between  $m = 0.8 M_{\odot}$  and  $m = 8 M_{\odot}$  end up as WDs.  $\Delta t$  is a suitable delay-time which guarantees the cooling of the WD at a level that ensures a strong enough nova outburst. Here we assume  $\Delta t = 2$  Gyr, which is a typical value for novae (see also Romano

et al. 1999 and D’Antona & Mazzitelli 1982). The parameter  $\alpha$  represents the fraction of WDs which belong to nova systems and its value (constant in time) is fixed by the request of reproducing the current rate of nova outbursts in the Galaxy. Unfortunately, this is a free parameter. Here we set  $\alpha \sim 0.01$ . The rate of nova outbursts is computed from the rate of formation of nova systems by assuming that each nova suffers roughly  $10^4$  outbursts during its life (Bath & Shaviv 1978). A value of  $\alpha$  between  $\sim 0.01$  and  $\sim 0.02$  leads to  $R_{\text{outbursts}}(t_{\text{Gal}}) \sim 20-30 \text{ yr}^{-1}$ , which has to be compared with the value inferred from scalings from extragalactic nova surveys,  $R_{\text{outbursts}}^{\text{obs}}(t_{\text{Gal}}) = 15-50 \text{ yr}^{-1}$  (Della Valle & Livio 1994; see also Shafter 1997).

Since the evolution of the CNO isotopic ratios (as well as that of the other elemental ratios) depends mainly on the nucleosynthesis prescriptions, rather than on the parameters of the galactic evolution like star formation and infall rates, chemical evolution models can put constraints mainly on the nucleosynthesis and time-scales for element production. The validity of this statement rests on the fact that any variation in the star formation and/or infall laws affects the main and the minor isotopes *at the same extent*. In the framework of a model where nova nucleosynthesis is taken into account, the situation is more complicated. In fact, in this case the evolution of the CNO isotopic ratios depends also on the parameters which enter the computation of the theoretical nova outburst rate. Since novae produce large amounts of the *minor isotopes*, whereas their contribution to the main ones is almost negligible, each variation in the parameters regulating the nova rate does not cancel out in the CNO isotopic ratios. One should always keep in mind this when discussing predictions from models in which nova nucleosynthesis is included. We will come back on this issue in Section 4.3.

### 3.2 Nucleosynthesis prescriptions

The nucleosynthesis prescriptions adopted here are from *i*) van den Hoek & Groenewegen (1997) and Ventura, D’Antona & Mazzitelli (2002) for LIMS; *ii*) either Woosley & Weaver (1995) or Nomoto et al. (1997) for Type II SNe; *iii*) Thielemann et al. (1993) for Type Ia SNe; *iv*) José & Hernanz (1998) for novae.

It is worth emphasizing that metallicity dependent yields are available from a limited number of studies, especially in the range of massive stars ( $m > 10 M_{\odot}$ ). Moreover, nucleosynthesis studies are usually restricted to specific mass ranges (e.g.,  $m \sim 0.9-8.0 M_{\odot}$  – van den Hoek & Groenewegen 1997;  $m \sim 2.5-6.0 M_{\odot}$  – Ventura et al. 2002;  $m \sim 11-40 M_{\odot}$  – Woosley & Weaver 1995;  $m \sim 13-70 M_{\odot}$  – Nomoto et al. 1997) and/or do not deal with some specific chemical species, so that it is neither possible to homogeneously cover the mass spectrum over which stars distribute ( $m \sim 0.1-100 M_{\odot}$ ) nor to treat all the relevant chemical species by adopting a single stellar nucleosynthesis study.

For instance, van den Hoek & Groenewegen (1997) give metallicity dependent yields of  $^4\text{He}$ ,  $^{12}\text{C}$ ,  $^{13}\text{C}$ ,  $^{14}\text{N}$  and  $^{16}\text{O}$  for stars in the mass range  $m \sim 0.9-8.0 M_{\odot}$ , but do not provide the yields of  $^{17}\text{O}$ . Therefore, one must complete their grid of stellar yields by means of  $^{17}\text{O}$  yields coming from some other study. We adopt the  $^{17}\text{O}$  yields recently computed by Ventura et al. (2002) for stars in the mass range

$m \sim 2.5-6.0 M_{\odot}$ , for different initial chemical compositions. Since their yields do not extend to metallicities higher than  $Z = 0.01$ , we must extrapolate them to supersolar metallicities. This makes the modelisation of  $^{17}\text{O}$  evolution in the inner disk inaccurate. Stars with  $m < 2.0 M_{\odot}$  are not  $^{17}\text{O}$  producers, since they do not go through the NO cycle during which this element is synthesized. Therefore, we set to zero the  $^{17}\text{O}$  yields from stars in the mass range  $m \sim 1.0-2.0 M_{\odot}$ . We also set to zero the  $^{15}\text{N}$  production from LIMS. In fact, the net yield of this element from LIMS is negative, due to the effect of the first and second dredge-up for stars in the mass range  $0.8-3.5 M_{\odot}$  and to HBB for higher mass stars (Marigo 2001).

Among the input parameters of nova hydrodynamical models with a deep influence on the nova nucleosynthesis there is the chemical composition of the H-rich envelope accreted by the WD from the main-sequence companion which fills its Roche lobe. The problem of the chemical composition of nova envelopes is complex and far from being understood. The matter transferred from the companion is assumed to be solarlike and is mixed in a given fraction with the outermost shells of the underlying core (e.g., Politano et al. 1995; José & Hernanz 1998). This is done in order to get the enhanced CNO or ONeMg abundances required both to power the explosion and to account for the spectroscopic abundance determination. It is not clear how the composition of the nova ejecta changes during the evolution of the Galaxy, as a function, e.g., of the chemical composition of the matter accreted from the WD companion. Dearborn et al. (1978) assumed that the amount of  $^{15}\text{N}$  ejected per nova outburst scales with the initial  $^{12}\text{C} + ^{13}\text{C} + ^{14}\text{N}$  abundance of the star. This means that  $^{15}\text{N}$  from novae is an element of purely secondary origin. On the contrary,  $^{13}\text{C}$  and  $^{15}\text{N}$  from novae were assumed to be of purely primary origin by D’Antona & Matteucci (1991) and Matteucci & D’Antona (1991). However, as noticed by these authors, a primary element mainly produced in long-lived progenitors still behaves like a secondary one from the point of view of galactic chemical evolution, owing to the delay with which it is restored to the ISM (see also Matteucci & François 1989). In Section 4.3 we will show results obtained by assuming two limiting cases for  $^{13}\text{C}$ ,  $^{15}\text{N}$  and  $^{17}\text{O}$  production during nova outbursts: in the first case, the yields of  $^{13}\text{C}$ ,  $^{15}\text{N}$  and  $^{17}\text{O}$  from novae are assumed to be always the same, at each time of Galaxy’s evolution; in the second case, they are scaled with the abundance of the seed nuclei in the star.

The nucleosynthesis from novae is taken into account in the chemical evolution code as follows. We consider that 30% of novae arise from systems containing ONe WDs and 70% from systems containing CO WDs (e.g., Gehrz et al. 1998) and compute the abundance (in mass fraction) of element  $i$  in the ejecta of the typical nova as:

$$\langle X_i \rangle = 0.3 \times \langle X_i \rangle_{\text{ONe nova}} + 0.7 \times \langle X_i \rangle_{\text{CO nova}}, \quad (2)$$

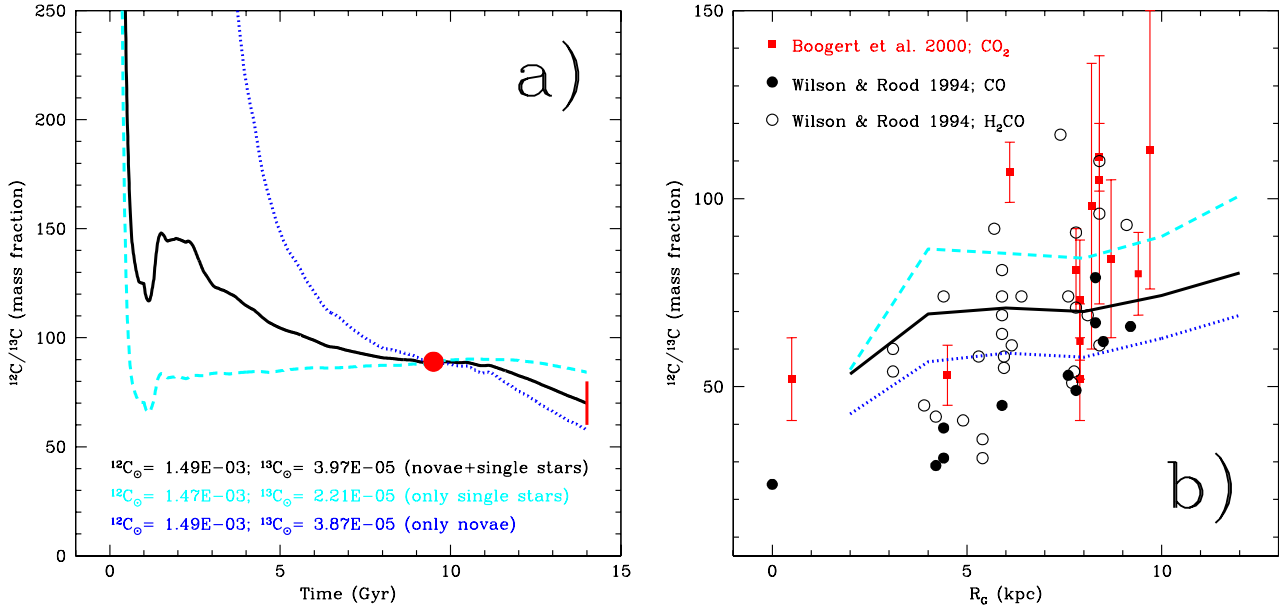
where  $\langle X_i \rangle_{\text{ONe nova}}$  and  $\langle X_i \rangle_{\text{CO nova}}$  are the average abundances of the element  $i$  in the ejecta of ONe novae and CO novae, respectively (Romano et al. 1999). These quantities are obtained in turn by averaging the results of two grids of 7 evolutionary sequences each computed by José & Hernanz (1998) for ONe and CO WDs, respectively (see their tables 3 and 4). Once the elemental abundances in the ejecta of the typical nova have been estimated, we still need to as-

**Table 1.** Nucleosynthesis prescriptions.

Model	element	LIMS	massive stars <sup>a</sup>	novae: ejecta <sup>b</sup>	novae: s/p
1	<sup>12</sup> C	vdHG97 ( $\eta_{\text{const}}$ )	N97	no	–
	<sup>13</sup> C	vdHG97 ( $\eta_{\text{const}}$ )	N97	no	–
	<sup>16</sup> O	vdHG97 ( $\eta_{\text{const}}$ )	N97	no	–
	<sup>17</sup> O	VDM02/6	N97	no	–
2	<sup>12</sup> C	vdHG97 ( $\eta_{\text{const}}$ )	N97	$6.7 \times 10^{-3} M_{\odot}$	p
	<sup>13</sup> C	no	no	$1.2 \times 10^{-2} M_{\odot}$	p
	<sup>14</sup> N	vdHG97 ( $\eta_{\text{const}}$ )	N97	$1.7 \times 10^{-2} M_{\odot}$	p
	<sup>15</sup> N	no	no	$1.4 \times 10^{-3} M_{\odot}$	p
	<sup>16</sup> O	vdHG97 ( $\eta_{\text{const}}$ )	N97	$2.5 \times 10^{-1} M_{\odot}$	p
	<sup>17</sup> O	no	no	$1.4 \times 10^{-3} M_{\odot}$	p
2s	<sup>12</sup> C	vdHG97 ( $\eta_{\text{const}}$ )	N97	$6.7 \times 10^{-3} M_{\odot}$	p
	<sup>13</sup> C	no	no	$1.5 \times 10^{-2} M_{\odot}$	s
	<sup>14</sup> N	vdHG97 ( $\eta_{\text{const}}$ )	N97	$1.7 \times 10^{-2} M_{\odot}$	p
	<sup>15</sup> N	no	no	$3.8 \times 10^{-3} M_{\odot}$	s
	<sup>16</sup> O	vdHG97 ( $\eta_{\text{const}}$ )	N97	$2.5 \times 10^{-1} M_{\odot}$	p
	<sup>17</sup> O	no	no	$1.8 \times 10^{-3} M_{\odot}$	s
3	<sup>12</sup> C	vdHG97 ( $\eta_{\text{const}}$ )	N97	$6.7 \times 10^{-3} M_{\odot}$	p
	<sup>13</sup> C	vdHG97 ( $\eta_{\text{const}}$ )	N97	$5.3 \times 10^{-3} M_{\odot}$	p
	<sup>14</sup> N	vdHG97 ( $\eta_{\text{const}}$ )	N97	$1.7 \times 10^{-2} M_{\odot}$	p
	<sup>15</sup> N	no	no	$1.4 \times 10^{-3} M_{\odot}$	p
	<sup>16</sup> O	vdHG97 ( $\eta_{\text{const}}$ )	N97	$2.5 \times 10^{-1} M_{\odot}$	p
	<sup>17</sup> O	VDM02/10.5	N97	$6.4 \times 10^{-4} M_{\odot}$	p
3s	<sup>12</sup> C	vdHG97 ( $\eta_{\text{const}}$ )	N97	$6.7 \times 10^{-3} M_{\odot}$	p
	<sup>13</sup> C	vdHG97 ( $\eta_{\text{const}}$ )	N97	$1.5 \times 10^{-2} M_{\odot}$	s
	<sup>14</sup> N	vdHG97 ( $\eta_{\text{const}}$ )	N97	$1.7 \times 10^{-2} M_{\odot}$	p
	<sup>15</sup> N	no	no	$3.8 \times 10^{-3} M_{\odot}$	s
	<sup>16</sup> O	vdHG97 ( $\eta_{\text{const}}$ )	N97	$2.5 \times 10^{-1} M_{\odot}$	p
	<sup>17</sup> O	VDM02/10.5	N97	$8.8 \times 10^{-4} M_{\odot}$	s
3n	<sup>12</sup> C	vdHG97 ( $\eta_{\text{var}}$ )	WW95	$6.7 \times 10^{-3} M_{\odot}$	p
	<sup>13</sup> C	vdHG97 ( $\eta_{\text{var}}$ )	WW95	$1.5 \times 10^{-2} M_{\odot}$	s
	<sup>14</sup> N	vdHG97 ( $\eta_{\text{var}}$ )	WW95	$1.7 \times 10^{-2} M_{\odot}$	p
	<sup>15</sup> N	no	no	$3.8 \times 10^{-3} M_{\odot}$	s
	<sup>16</sup> O	vdHG97 ( $\eta_{\text{var}}$ )	WW95	$2.5 \times 10^{-1} M_{\odot}$	p
	<sup>17</sup> O	VDM02/10.5	WW95	$8.8 \times 10^{-4} M_{\odot}$	s
3m	<sup>12</sup> C	vdHG97 ( $\eta_{\text{var}}$ )	WW95	$6.7 \times 10^{-3} M_{\odot}$	p
	<sup>13</sup> C	vdHG97 ( $\eta_{\text{var}}$ )	WW95	$1.5 \times 10^{-2} M_{\odot}$	s
	<sup>14</sup> N	vdHG97 ( $\eta_{\text{var}}$ )	WW95	$1.7 \times 10^{-2} M_{\odot}$	p
	<sup>15</sup> N	no	no	$3.8 \times 10^{-3} M_{\odot}$	s
	<sup>16</sup> O	vdHG97 ( $\eta_{\text{var}}$ )	WW95	$2.5 \times 10^{-1} M_{\odot}$	p
	<sup>17</sup> O	VDM02/15	WW95	$8.8 \times 10^{-4} M_{\odot}$	s

<sup>a</sup>The yields of <sup>12</sup>C have been multiplied by a factor of 3 in the range 40–100  $M_{\odot}$  (see arguments in Chiappini et al. 2003).

<sup>b</sup>The mean masses ejected in form of <sup>12</sup>C, <sup>13</sup>C, <sup>14</sup>N, <sup>15</sup>N, <sup>16</sup>O and <sup>17</sup>O by each nova during its overall lifetime are:  $6.7 \times 10^{-3} M_{\odot}$ ,  $1.5 \times 10^{-2} M_{\odot}$ ,  $1.7 \times 10^{-2} M_{\odot}$ ,  $5.2 \times 10^{-3} M_{\odot}$ ,  $2.5 \times 10^{-1} M_{\odot}$  and  $3.2 \times 10^{-3} M_{\odot}$ , respectively. These quantities are obtained by averaging the yields over the 14 evolutionary sequences given by José & Hernanz (1998) and by assuming that the mean mass ejected in a single burst is  $\sim 2 \times 10^{-5} M_{\odot}$ . They refer to  $Z = Z_{\odot}$ , and are computed by taking into account that 30% of nova systems contain ONe WDs, while the remaining contain CO WDs. The quantities listed in column 5 are those actually needed in order to reproduce the solar abundances of <sup>13</sup>C, <sup>15</sup>N and <sup>17</sup>O as given by Anders & Grevesse (1989). It is seen that in many cases it is necessary to lower the quantities given by the average described above.



**Figure 1.** **a)** Temporal evolution of the carbon isotopic ratio in the solar neighbourhood in the case of  $^{13}\text{C}$  production from single stars alone (Model 1, *dashed line*), novae alone (Model 2, *dots*) or novae plus single stars (Model 3, *continuous line*). The model  $^{12}\text{C}/^{13}\text{C}$  ratios 4.5 Gyr ago are normalised to their solar values. The solar abundances by mass of  $^{12}\text{C}$  and  $^{13}\text{C}$  predicted by the models are given at the bottom of the figure. The big dot is the observed meteoritic ratio; the vertical bar is the ratio observed in the local ISM (references can be found in the text). The minimum in the curves at around 1 Gyr is due to the transition between halo-thick disc and thin disc in the two-infall model. **b)** Theoretical present-day carbon isotopic ratio across the Galactic disc in the case of  $^{13}\text{C}$  production from single stars alone (Model 1, *dashed line*), novae alone (Model 2, *dots*) or novae plus single stars (Model 3, *continuous line*) vs. observations.

sume a fiducial value for the mass ejected during each nova outburst. This is a highly uncertain quantity. The observationally derived mass distribution of nova ejecta indicates that the data peak close to a few  $10^{-4} M_{\odot}$  (Della Valle 2000 and references therein), but this estimate could be seriously challenged if the filling factor of the ejected shells is closer to  $10^{-2} - 10^{-5}$  rather than  $\sim 0.1 - 1$  (e.g., Shara et al. 1997). We assume  $M_i^{\text{ej}} \sim 2 \times 10^{-5} M_{\odot}$ , in agreement with the predictions of the mass ejected during a nova outburst from nova hydrodynamical models, and compute the mass of the element  $i$  ejected during the whole nova evolution as:

$$M_i^{\text{ej}} = \langle X_i \rangle \times M^{\text{ej}} \times n, \quad (3)$$

where  $n = 10^4$  is the number of nova outbursts suffered on an average by each nova system.

In columns 3 and 4 of Table 1 we list the nucleosynthesis prescriptions for  $^{12}\text{C}$ ,  $^{13}\text{C}$ ,  $^{14}\text{N}$ ,  $^{15}\text{N}$ ,  $^{16}\text{O}$  and  $^{17}\text{O}$  from LIMS and massive stars adopted in our different models. Models are labelled as given in column 1. The average masses of  $^{12}\text{C}$ ,  $^{13}\text{C}$ ,  $^{14}\text{N}$ ,  $^{15}\text{N}$ ,  $^{16}\text{O}$  and  $^{17}\text{O}$  ejected by each nova system during its overall evolution are listed in column 5. In some cases, they differ from the average values obtained with the procedure described above (Eq. 3), since these latter tend to overestimate the solar abundances of  $^{13}\text{C}$ ,  $^{15}\text{N}$  and  $^{17}\text{O}$ , while in this table we want to list the contributions we actually used in order to reproduce the observations. For each model, column 6 indicates if the CNO production from novae is treated as primary or secondary. When the CNO production is treated as secondary, the quantities listed in Table 1, corresponding to accreted envelopes of solar chemical com-

position, have been scaled according to the abundances of the seed nuclei predicted by the model at each time.

## 4 RESULTS

### 4.1 $^{13}\text{C}$ production from LIMS

It is well known that LIMS produce  $^{13}\text{C}$ , both as a primary and secondary element.  $^{13}\text{C}$  is also produced by massive stars, although in smaller amounts. In Fig. 1 we show as a dashed line the results of a model (Model 1, Table 1) in which  $^{13}\text{C}$  is made only by single stars. Nucleosynthesis prescriptions for LIMS and massive stars are from van den Hoek & Groenewegen (1997 – their standard case in which the mass loss parameter for stars on the AGB,  $\eta_{\text{AGB}}$ , remains constant and equal to 4) and Nomoto et al. (1997), respectively. It is found that although single stars alone can explain the solar abundance of  $^{13}\text{C}$  (Table 2), they fail in accounting for the observed decrease of the  $^{12}\text{C}/^{13}\text{C}$  ratio in the solar neighbourhood in the last 4.5 Gyr (Fig. 1, *left panel*). Conversely, they predict a roughly constant  $^{12}\text{C}/^{13}\text{C}$  ratio in the past  $\sim 12$  Gyr. The same conclusions still hold if we adopt the van den Hoek & Groenewegen (1997) yields computed with  $\eta_{\text{AGB}} = 1$  for  $Z = 0.001$  and  $\eta_{\text{AGB}} = 2$  for  $Z = 0.004$  for LIMS, and the Woosley & Weaver (1995) yields rather than the Nomoto et al. (1997) ones for massive stars. This is due to the fact that in all these models the bulk of  $^{13}\text{C}$  comes from intermediate-mass stars suffering HBB ( $m \geq 4 M_{\odot}$ ,  $\tau_m \leq 180$  Myr). Therefore, changing the

**Table 2.** Predicted and observed abundances by mass at the time of Sun formation ( $t_{\odot} = 9.5$  Gyr).

$^{12}\text{C}$	$^{13}\text{C}$	$^{14}\text{N}$	$^{15}\text{N}$	$^{16}\text{O}$	$^{17}\text{O}$
Model 1					
$1.47 \times 10^{-3}$	$2.21 \times 10^{-5}$	–	–	$6.92 \times 10^{-3}$	$3.87 \times 10^{-6}$
Model 2					
$1.49 \times 10^{-3}$	$3.87 \times 10^{-5}$	$0.96 \times 10^{-3}$	$3.87 \times 10^{-6}$	$7.72 \times 10^{-3}$	$3.89 \times 10^{-6}$
Model 2s					
$1.49 \times 10^{-3}$	$1.76 \times 10^{-5}$	$0.95 \times 10^{-3}$	$3.87 \times 10^{-6}$	$7.71 \times 10^{-3}$	$3.85 \times 10^{-6}$
Model 3					
$1.49 \times 10^{-3}$	$3.97 \times 10^{-5}$	$0.95 \times 10^{-3}$	$3.88 \times 10^{-6}$	$7.71 \times 10^{-3}$	$4.00 \times 10^{-6}$
Model 3s					
$1.49 \times 10^{-3}$	$3.97 \times 10^{-5}$	$0.95 \times 10^{-3}$	$3.87 \times 10^{-6}$	$7.71 \times 10^{-3}$	$3.99 \times 10^{-6}$
Model 3n					
$1.86 \times 10^{-3}$	$4.67 \times 10^{-5}$	$1.00 \times 10^{-3}$	$4.99 \times 10^{-6}$	$6.12 \times 10^{-3}$	$4.41 \times 10^{-6}$
Model 3m					
$1.86 \times 10^{-3}$	$4.67 \times 10^{-5}$	$1.00 \times 10^{-3}$	$4.99 \times 10^{-6}$	$6.12 \times 10^{-3}$	$4.44 \times 10^{-6}$
Observed – Anders & Grevesse (1989)					
$3.03 \times 10^{-3}$	$3.65 \times 10^{-5}$	$1.11 \times 10^{-3}$	$4.36 \times 10^{-6}$	$9.59 \times 10^{-3}$	$3.89 \times 10^{-6}$
Observed – Holweger (2001)					
$3.31 \times 10^{-3}$	–	$0.85 \times 10^{-3}$	–	$6.24 \times 10^{-3}$	–
Observed – Allende Prieto et al. (2001, 2002)					
$2.09 \times 10^{-3}$	–	–	–	$5.56 \times 10^{-3}$	–

yields either in massive stars or in the low-metallicity range does not affect our main conclusions.

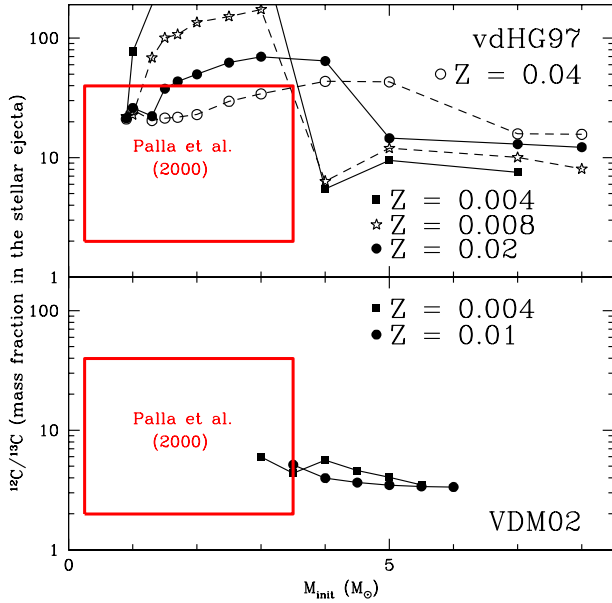
During HBB,  $^{13}\text{C}$  is mostly produced as a primary element. However, a secondary component is present as well, depending on how much of the dredged-up  $^{12}\text{C}$  is newly produced inside the star and how much was already present at the time of the star birth (see van den Hoek & Groenewegen 1997). The constancy of the  $^{12}\text{C}/^{13}\text{C}$  ratio we predict in the last  $\sim 12$  Gyr is mainly due to the fact that most of the  $^{13}\text{C}$  is of primary origin, and to the fact that in the framework of our model  $^{13}\text{C}$  production proceeds almost in step with that of  $^{12}\text{C}$ . In order to solve the discrepancy with the observations, one may argue whether the  $^{13}\text{C}$  yields from single low-mass stars, which produce  $^{13}\text{C}$  always as a secondary element, are underestimated.

Indeed, in the last few years a great deal of work has appeared in the literature on whether standard stellar nucleosynthesis models are underestimating the  $^{13}\text{C}$  content in the material ejected from LIMS. It has often been suggested that the progenitors of the PNe which are observed to have carbon isotopic ratios below the values expected from standard AGB models must have undergone some non-standard mixing process, perhaps induced by rotation, during their red giant phase and/or AGB phase (Bachiller et al. 1997; Palla et al. 2000; Balser, McMullin & Wilson 2002). The existence of this non-standard mixing mechanism is also invoked in order to reconcile predictions from standard Galactic evolutionary models with observations of  $^3\text{He}$  (e.g., Galli

et al. 1997; Charbonnel & do Nascimento 1998; Chiappini, Renda & Matteucci 2002).

However, the extent of the  $^{13}\text{C}$  enhancement as a function of mass with varying metallicity is, to date, rather uncertain. In fact, the requirement of sampling low-mass objects has often led to concentrating the observational efforts on metal-poor clusters. Charbonnel, Brown & Wallerstein (1998) found that field giants belonging to the old Galactic disc population ( $[\text{Fe}/\text{H}] \sim -0.6$ ) can reach  $^{12}\text{C}/^{13}\text{C} \sim 7$ . For more metal-rich stars, a reasonable estimate might be  $\sim 10$ – $15$  (from observations of the carbon isotopic ratio in stars ascending the RGB in the open cluster M 67; Gilroy & Brown 1991). Measurements of  $^{12}\text{C}$  and  $^{13}\text{C}$  abundances in eleven bright giant members of the globular cluster  $\omega$  Centauri spanning the metallicity range  $-1.8 < [\text{Fe}/\text{H}] < -0.8$  do not reveal any real trend of the efficacy of the first giant branch mixing with metallicity (Smith, Terndrup & Suntzeff 2002). The mean value for this sample is  $\langle ^{12}\text{C}/^{13}\text{C} \rangle = 4.3 \pm 0.4$ , with nine stars sharing, within the errors, the equilibrium ratio of 3.5. Standard stellar evolution theory predicts a decrease of  $^{12}\text{C}/^{13}\text{C}$  from  $\sim 90$  to  $\sim 25$  during the first dredge-up on the RGB for LIMS (Iben 1964; Iben & Renzini 1984). Therefore, an extra-mixing which further processes material during the RGB seems to be at work.

The  $^{12}\text{C}/^{13}\text{C}$  ratio in Galactic carbon stars has been observed by Lambert et al. (1986), Onhaka & Tsuji (1996, 1999), Abia & Isern (1997) and Schöier & Olofsson (2000). In particular, Onhaka & Tsuji (1996, 1999) found  $^{12}\text{C}/^{13}\text{C}$  ra-

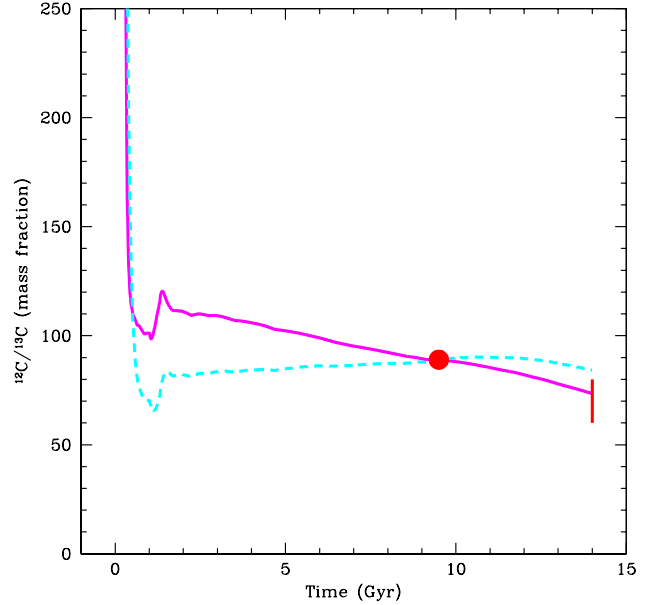


**Figure 2.**  $^{12}\text{C}/^{13}\text{C}$  vs. progenitor mass in the total ejecta of LIMS. Stellar models are both from van den Hoek & Groenewegen (1997) (*upper panel*) and Ventura et al. (2002) (*lower panel*), and have been computed for different values of the initial metallicity of the stars. The box represents the region occupied by the PNe detected in CO by Palla et al. (2000). Ventura et al. (2002) predict systematically lower ratios than van den Hoek & Groenewegen (1997) in the mass range 3–6  $M_{\odot}$ . However, their computations do not extend to the interesting 1–3  $M_{\odot}$  range, where model predictions could be usefully compared to observations.

tios about a factor of 2 to 3 smaller than those of Lambert et al. (1986) for the same stars<sup>†</sup>, whereas Abia & Isern (1997) found something falling in between the results obtained by Lambert et al. (1986) and Onhaka & Tsuji (1996). To solve the controversy, Schöier & Olofsson (2000) performed independent estimates of the  $^{12}\text{C}/^{13}\text{C}$  ratio, using CO radio line emission from the circumstellar envelopes, for a sample of carbon stars showing large discrepancies between the sets of photospheric estimates. They used a non-LTE radiative transfer code. The  $^{12}\text{C}/^{13}\text{C}$  ratios range from 2.5 to 90 and agree with those estimated in the photospheres by Lambert et al. (1986). Finally, in a recent paper, Abia et al. (2001) suggest the activation of slow circulation mechanisms below the convective border of the envelope for *most* of the observed stars, in order to explain the low observed  $^{12}\text{C}/^{13}\text{C}$  values. In conclusion, it appears that at least a fraction of PN progenitors do have reduced  $^{12}\text{C}/^{13}\text{C}$  ratios compared to standard model expectations, and that some extra-mixing should be required.

In Fig. 2 we show the  $^{12}\text{C}/^{13}\text{C}$  ratio vs. progenitor mass in the total ejecta of LIMS compared to observations in PNe (Palla et al. 2000). Stellar models are either from van den Hoek & Groenewegen (1997) (*upper panel*) or Ventura et

<sup>†</sup> The values for three of the stars have been revised upwards later on by Onhaka et al. (2000) and found to be closer to those estimated by Lambert et al. (1986).

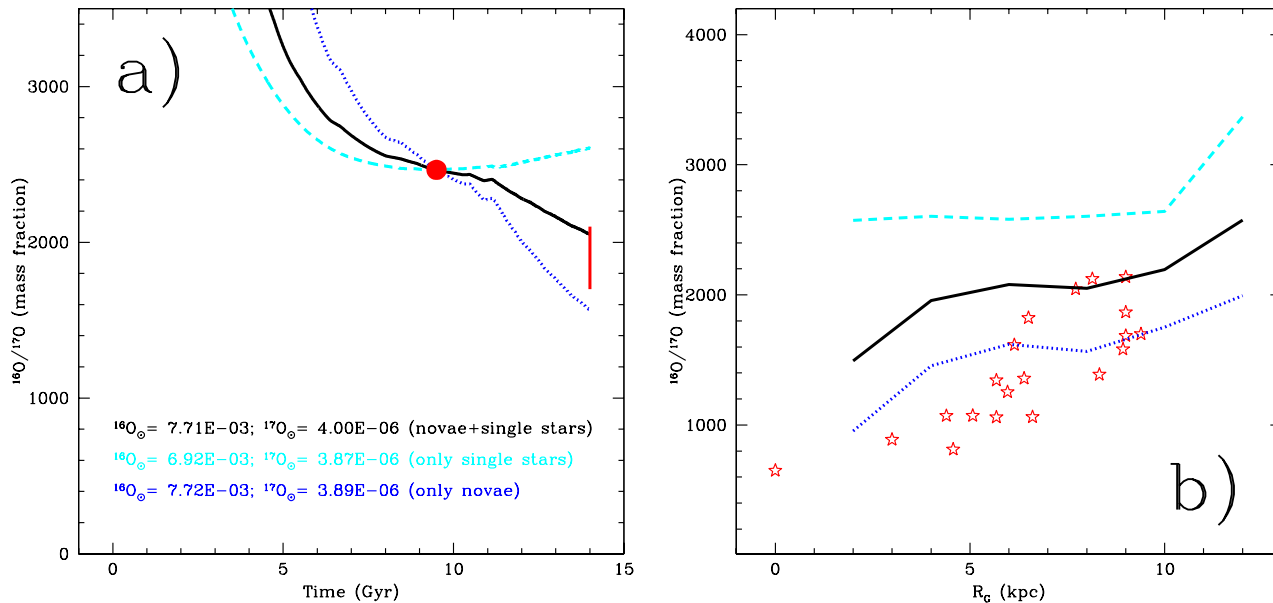


**Figure 3.** In this figure we show the effect of lowering the extent of HBB in intermediate-mass stars on the predicted  $^{12}\text{C}/^{13}\text{C}$  ratio. The *dashed line* shows the results of a model that adopts the standard yields of van den Hoek & Groenewegen (1997) (Model 1); the *continuous line* shows the results of a model that accounts for the minimum HBB effect still compatible with the observations.

al. (2002) (*lower panel*), and have been computed for different values of the initial stellar metallicity. Ventura et al. (2002) predict systematically lower ratios than van den Hoek & Groenewegen (1997) in the mass range 3–6  $M_{\odot}$ . However, their computations do not extend to the 1–3  $M_{\odot}$  range, where model predictions could be usefully compared to observations. This is the reason why we do not adopt the carbon yields of Ventura et al. (2002). Notice that in this figure we are comparing theoretical *total* yields with  $^{12}\text{C}/^{13}\text{C}$  ratios observed in PNe. It would be better to compare the observations with the yields *at the tip of the AGB*. We choose the total yields rather than those at the end of the AGB phase in order to compare the results from van den Hoek & Groenewegen (1997) to those from Ventura et al. (2002). In fact, these latter authors do not give the yields at the tip of the AGB, but only the total ones. Theoretical  $^{12}\text{C}/^{13}\text{C}$  ratios at the tip of the AGB from van den Hoek & Groenewegen (1997) are in general higher than those in the total ejecta. It is immediately seen that the adopted yields overestimate the  $^{12}\text{C}/^{13}\text{C}$  ratio in the ejecta of low-mass stars. However, as demonstrated by Palla et al. (2000), as far as  $^{12}\text{C}/^{13}\text{C}$  is concerned, the fraction of low-mass stars experiencing deep mixing does not affect significantly the overall results of the chemical evolution models, due to the fact that the Galactic evolution of  $^{12}\text{C}$  and  $^{13}\text{C}$  is mainly governed by stars in which this process is not expected to occur. Therefore, the main conclusions reached in the present paper should not be largely affected by the adoption of stellar yields taking extra-mixing into account.

On the other hand, the discrepancy between model predictions and observations can be solved if the adopted stel-





**Figure 4.** **a)** Temporal evolution of the oxygen isotopic ratio in the solar neighbourhood in the case of  $^{17}\text{O}$  production from only single stars (Model 1, *dashed line*), only novae (Model 2, *dotted line*) or novae plus single stars (Model 3, *continuous line*). The model  $^{16}\text{O}/^{17}\text{O}$  ratios 4.5 Gyr ago are normalised to their solar values. The solar abundances by mass of  $^{16}\text{O}$  and  $^{17}\text{O}$  predicted by the models are also given at the bottom of the figure. The big dot is the observed meteoritic ratio; the vertical bar is the ratio observed in the local ISM (see text for references). **b)** Theoretical present-day oxygen isotopic ratio across the Galactic disc in the case of  $^{17}\text{O}$  production from only single stars (Model 1, *dashed line*), only novae (Model 2, *dotted line*) or novae plus single stars (Model 3, *continuous line*) vs. observations. Data are from Prantzos et al. (1996).

lar yields overestimate the effect of HBB: running a model which adopts AGB yields computed with less HBB (tables from 22 to 31 of van den Hoek & Groenewegen 1997) leads to a  $^{12}\text{C}/^{13}\text{C}$  ratio which decreases in the last 12 Gyr (Fig. 3), in agreement with observations. However, in this case the predicted solar abundance of  $^{13}\text{C}$  is lower ( $^{13}\text{C}_\odot = 1.48 \times 10^{-5}$ ). Notice also that the level of HBB required by this model is *the lowest one still compatible with observations* in stars.

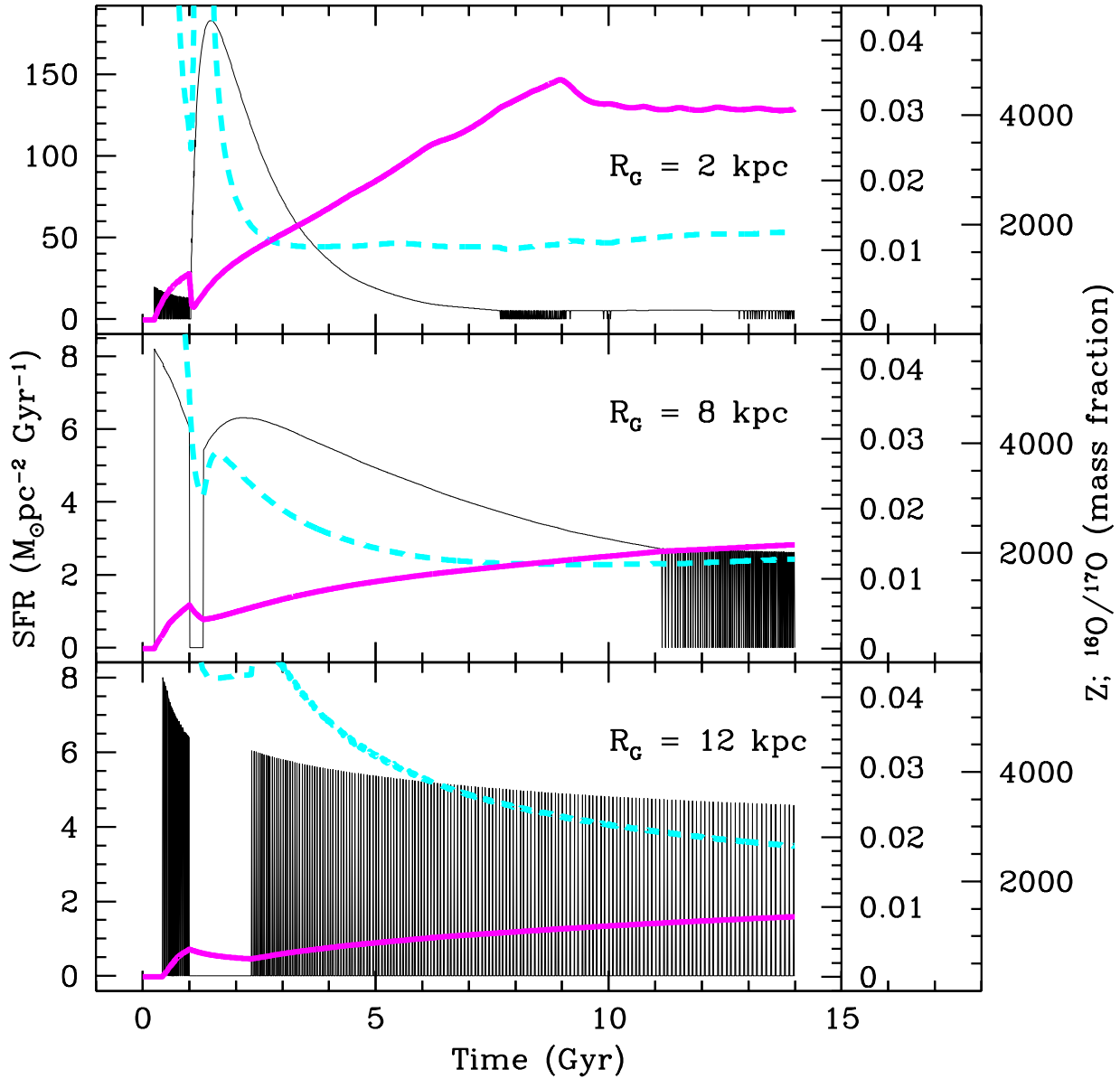
In Section 4.3 we examine in detail the possibility that novae contribute to the  $^{13}\text{C}$  production.

## 4.2 $^{17}\text{O}$ production from single stars

$^{17}\text{O}$  is produced by the NO cycle in both intermediate- and high-mass stars; contrary to  $^{13}\text{C}$ , it is not produced in the  $1-2 M_\odot$  mass range where the NO cycle does not operate. It is mostly produced as a secondary element, owing to the dependence of its abundance on the initial  $^{16}\text{O}$  content of the star. In Figs. 4a,b we show the predictions from Model 1 ( $^{17}\text{O}$  production from single stars alone) as *dashed lines*. The nucleosynthesis prescriptions for  $^{17}\text{O}$  from LIMS and massive stars are from Ventura et al. (2002) and Nomoto et al. (1997), respectively (see Table 1). It is worth noticing that, since the study of Nomoto et al. (1997) concerns only the He-cores and does not treat properly the products of the H-burning surviving outside the receding He-core, the yields of  $^{17}\text{O}$  from massive stars adopted by Model 1 are underestimated. Therefore, in this model  $^{17}\text{O}$  comes practically solely from intermediate-mass stars in the mass range  $2.5-6 M_\odot$ .

Nevertheless, in this model we have to reduce the  $^{17}\text{O}$  yields by Ventura et al. (2002) by a factor of  $\sim 6$  in order not to overestimate the  $^{17}\text{O}$  solar abundance. In fact, Ventura et al. (2002) predict a too large production factor for  $^{17}\text{O}$ . This problem was already encountered by Prantzos et al. (1996), who adopted the  $^{17}\text{O}$  yields from LIMS by Marigo et al. (1996). They showed that the Marigo et al. yields have to be reduced by a factor of  $\sim 3$  in order not to overproduce the solar  $^{17}\text{O}$  (cfr. figure 1f of Prantzos et al. 1996 and figure 7 of Ventura et al. 2002).

Model 1 predicts that the  $^{16}\text{O}/^{17}\text{O}$  ratio decreases during the first  $\sim 7$  Gyrs of Galactic evolution, then it flattens out and finally increases at around  $t = 10$  Gyr. At first glance, this is unexpected, since the  $^{16}\text{O}/^{17}\text{O}$  ratio is a typical primary to secondary ratio and hence, according to common wisdom, it should always decrease in time. The explanation of this behavior stems from the stellar mass range from which  $^{17}\text{O}$  originates in our model, and from the star formation history. The yields of Ventura et al. (2002) we adopt here are computed for stars in the mass range  $2.5-6 M_\odot$ . The lifetime of a  $6 M_\odot$  star is  $\sim 0.065$  Gyr, while that of a  $2.5 M_\odot$  star is  $\sim 0.75$  Gyr. Therefore, stars in this mass range start restoring their newly synthesized  $^{17}\text{O}$  rather early during Galaxy's evolution. An age of 7 Gyr (the age at which the oxygen isotopic ratio flattens out) corresponds to the lifetime of a  $1.4 M_\odot$  star, while an age of 10 Gyr (the age at which the oxygen isotopic ratio starts increasing) corresponds to the lifetime of a  $1 M_\odot$  star. Stars with  $m < 2.5 M_\odot$  do not produce  $^{17}\text{O}$  in our model. From this fact and from an inspection of Fig. 5, it can be im-



**Figure 5.** The predicted temporal evolution of the total metal content ( $Z$ ) and of the  $^{16}\text{O}/^{17}\text{O}$  ratio in the ISM for three different Galactocentric distances are shown as a thick solid and a thick dashed line, respectively. The star formation rate as a function of time is also shown, as a thin solid line. Its oscillating behavior at large Galactocentric distances is due to the presence of a threshold in the gas density below which the star formation stops (see Chiappini et al. 1997).

mediately understood why, although  $^{17}\text{O}$  is produced as a secondary element, the  $^{16}\text{O}/^{17}\text{O}$  ratio first flattens and then increases in time: this happens because a significant fraction of the stars which die at those times are not  $^{17}\text{O}$  producers. Moreover, they formed out of gas characterized by high  $^{16}\text{O}/^{17}\text{O}$  ratios, and so the fraction of unburnt material that they restore into the ISM is characterized by the same high ratios. The predicted gradient across the Galactic disc can be easily explained by the same arguments. In particular, the high  $^{16}\text{O}/^{17}\text{O}$  ratio we find at inner radii at the present time is due to the formation of an important fraction of low-

mass stars at early times, out of gas with a high  $^{16}\text{O}/^{17}\text{O}$  content, which die at late times and restore into the ISM matter characterized by this high  $^{16}\text{O}/^{17}\text{O}$  ratio – and low metal abundance (Fig. 5, top panel).

Summarizing: stars in the mass range  $2.5\text{--}6 M_{\odot}$  are able to reproduce the solar abundance of  $^{17}\text{O}$  without requiring further  $^{17}\text{O}$  producers, but their theoretical yields have to be reduced (e.g., by a factor of  $\sim 6$  in the case of the  $^{17}\text{O}$  yields adopted in this work). However, once the solar  $^{17}\text{O}$  abundance is explained, theoretical predictions on both the temporal evolution of the  $^{16}\text{O}/^{17}\text{O}$  ratio in the

**Table 3.** Predicted and observed gradients (dex  $\text{kpc}^{-1}$ ) at the present time ( $t_{\text{Gal}} = 14$  Gyr).

$\Delta(^{12}\text{C}/^{13}\text{C})/\Delta R_G$	$\Delta(^{14}\text{N}/^{15}\text{N})/\Delta R_G$	$\Delta(^{16}\text{O}/^{17}\text{O})/\Delta R_G$
	Model 1	
4.6	–	79
	Model 2	
2.6	8	104
	Model 2s	
12	26	255
	Model 3	
2.7	8	108
	Model 3s	
4.3	26	226
	Model 3n	
4.8	19	164
	Model 3m	
4.8	18	193
	Observed	
$4.5 \pm 2.2^{\text{a}}$	$19.7 \pm 8.9^{\text{b}}$	–

<sup>a</sup>Boogert et al. (2000).

<sup>b</sup>Dahmen et al. (1995).

solar neighbourhood and the  $^{16}\text{O}/^{17}\text{O}$  gradient along the Galactic disc are not in agreement with the observations.

It is interesting to note that we reach the same conclusion also if we adopt the metallicity dependent yields by Woosley & Weaver (1995) for massive stars and set them as the only  $^{17}\text{O}$  producers. In fact, by using the metallicity dependent yields by Woosley & Weaver (1995) for massive stars, the solar abundance of  $^{17}\text{O}$  is reproduced (within the errors), but the oxygen isotopic ratio remains almost flat in the past 4.5 Gyr. This result disagrees with previous investigations suggesting that massive stars alone can explain the observed evolution of  $^{16}\text{O}/^{17}\text{O}$  in the Galaxy, once the metallicity effects on the stellar yields are properly taken into account (e.g., Timmes et al. 1995; Goswami & Prantzos 2000). We argue that the differences could be due to the fact that in our models many stars in the mass range  $1-2 M_{\odot}$  die and restore matter with high  $^{16}\text{O}/^{17}\text{O}$  at late times. Moreover, the effect of the threshold in the star formation process can play a role in the same direction.

In conclusion, our results suggest: *i*) the need for a major revision of the theoretical  $^{17}\text{O}$  yields from intermediate-mass stars on the one hand and *ii*) the occurrence of late  $^{17}\text{O}$  pollution from some different, long-lived stellar source on the other.

### 4.3 CNO production during nova outbursts

In previous papers (Romano et al. 1999, 2001) we adopted the  $^7\text{Li}$  yields from novae by José & Hernanz (1998) and showed that novae are among the best candidates in order to explain the sudden increase of the lithium abundance in the ISM at  $[\text{Fe}/\text{H}] > -0.5$  dex, as traced by dwarf stars

in the solar vicinity hotter than 5700 K in the  $\log \epsilon(^7\text{Li}) - [\text{Fe}/\text{H}]$  diagram. The key ingredients which led to this result were *i*) the high overproduction factors of  $^7\text{Li}$  with respect to its solar abundance and *ii*) the long delay with which novae restore their nuclearly processed material into the ISM.

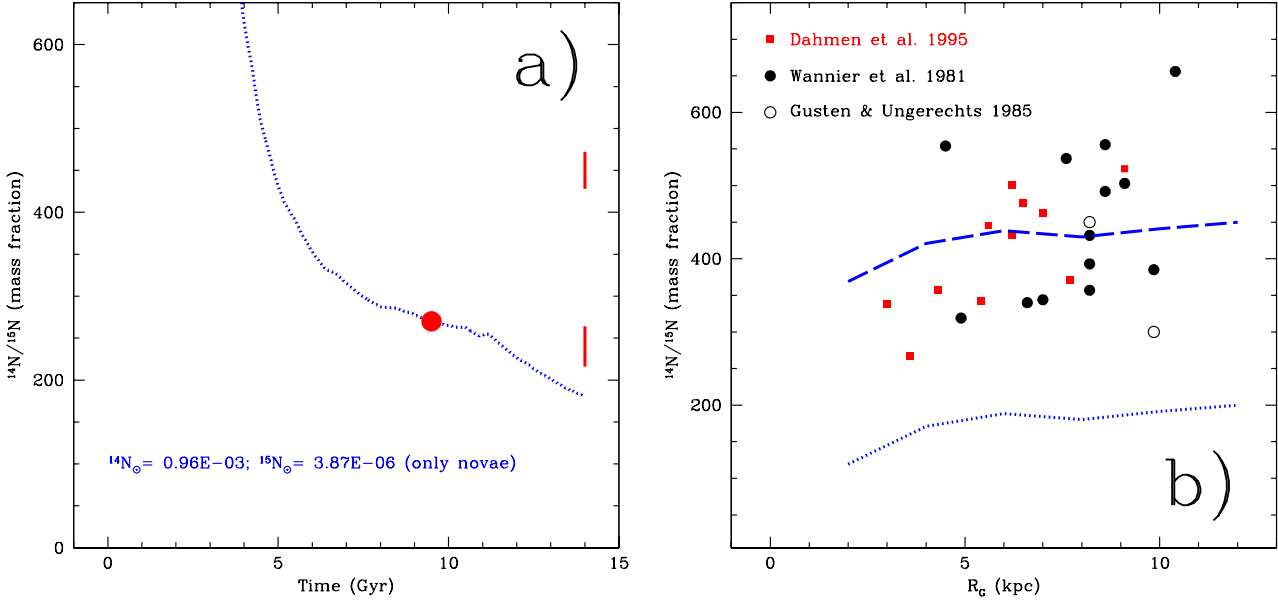
Large overproduction factors have been found also for  $^{13}\text{C}$ ,  $^{15}\text{N}$  and  $^{17}\text{O}$  (see figures 1 to 3 of José & Hernanz 1998). These overproduction factors are so large that one can argue that novae can eventually account for most of the Galactic  $^{13}\text{C}$ ,  $^{15}\text{N}$  and  $^{17}\text{O}$  (see the discussion in Section 1). Moreover, it is apparent that novae, restoring their newly synthesized  $^{13}\text{C}$ ,  $^{15}\text{N}$  and  $^{17}\text{O}$  to the ISM on very long time-scales, act in the right direction in solving any discrepancy between model predictions and observations when dealing with the Galactic evolution of the CNO isotopic ratios.

In Figs. 1, 4 and 6 we show as dotted lines the results of a detailed chemical evolution model in which *all* of the Galactic  $^{13}\text{C}$ ,  $^{15}\text{N}$  and  $^{17}\text{O}$  are supposed to come from nova outbursts (Model 2, Table 1). In this model, the  $^{13}\text{C}$ ,  $^{15}\text{N}$  and  $^{17}\text{O}$  production from novae is treated as primary, i.e.,  $^{13}\text{C}$ ,  $^{15}\text{N}$  and  $^{17}\text{O}$  are assumed to be produced independently of the initial metallicity in the nova outburst. The average masses ejected in the form of  $^{12}\text{C}$ ,  $^{13}\text{C}$ ,  $^{14}\text{N}$ ,  $^{15}\text{N}$ ,  $^{16}\text{O}$  and  $^{17}\text{O}$  assumed by the model are listed in column 5 of Table 1. We assume that the mean mass ejected during a single burst is  $\sim 2 \times 10^{-5} M_{\odot}$  and that each nova experiences  $10^4$  bursts during its life (see Section 3.2). Nucleosynthesis prescriptions for LIMS and massive stars are from van den Hoek & Groenewegen (1997 – their *standard case* in which the mass loss parameter for stars on the AGB,  $\eta_{\text{AGB}}$ , is equal to 4 and does not vary with metallicity) and Nomoto et al. (1997), respectively. In this model, the  $^{13}\text{C}$ ,  $^{15}\text{N}$  and  $^{17}\text{O}$  production from LIMS and massive stars is set to zero. It is found that it is necessary to lower the average nova yields of  $^{13}\text{C}$ ,  $^{15}\text{N}$  and  $^{17}\text{O}$  from José & Hernanz (1998) in order to avoid to overestimate their meteoritic abundances.

In Figs. 1, 4 and 6, *panels a*, the temporal evolution of the CNO isotopic ratios in the solar neighbourhood is displayed. If novae are the only sources of  $^{13}\text{C}$ ,  $^{15}\text{N}$  and  $^{17}\text{O}$  and produce them as *primary* elements, once the solar values are reproduced, the present-day local isotopic ratios fall to values smaller than observed (unless the  $2\sigma$  level of uncertainty for measurements in the local ISM is assumed), due to the delayed contribution of too large amounts of  $^{13}\text{C}$ ,  $^{15}\text{N}$  and  $^{17}\text{O}$  from nova systems at late times. Moreover, the slope of the theoretical gradients is systematically flatter than observed (Table 3).

If instead  $^{13}\text{C}$ ,  $^{15}\text{N}$  and  $^{17}\text{O}$  from novae are *secondary* (Model 2s, Table 1), we obtain that: *i*) the decrease of the CNO isotopic ratios in the solar vicinity in the last 4.5 Gyr is more pronounced (Fig. 7, *left panels*); *ii*) the gradients steepen out (Fig. 7, *right panels*); in particular, in the case of nitrogen the agreement with the observations improves, while in the case of carbon it worsens (Table 3).

It is interesting to analyse what is the effect of changing the free parameters involved in the computation of the nova outburst rate on the predicted CNO ratios. Changing the value of  $\Delta t$ , i.e., the delay time required to cool the WD at a level that guarantees strong enough nova bursts, from 2 to 5 Gyr, results in a lower nova rate at the present time, and hence lower solar abundances for the CNO group elements (both in the case in which the production of the minor



**Figure 6.** a) Temporal evolution of the nitrogen isotopic ratio in the solar neighbourhood.  $^{15}\text{N}$  is only produced during nova outbursts. The model  $^{14}\text{N}/^{15}\text{N}$  ratio 4.5 Gyr ago is normalised to its solar value. The solar abundances by mass of  $^{14}\text{N}$  and  $^{15}\text{N}$  predicted by the model are given at the bottom of the figure. The big dot is the observed meteoritic ratio; the vertical bars are the ratios observed in local diffuse (lower value) or dense (higher value) clouds (see text for references). b) Theoretical present-day nitrogen isotopic ratio across the Galactic disc. The *dashed line* are the actual model predictions (*dotted line*) offset to better compare the slope of the gradient with the data.

CNO isotopes from novae is treated as primary and in the case in which it is treated as secondary), unless the value of  $\alpha n$  is properly increased<sup>‡</sup>. Increasing  $\alpha$  so that the value of  $R_{\text{novae}}(t_{\text{Gal}})$  predicted with  $\Delta t = 5$  Gyr is the same as that found with  $\Delta t = 2$  Gyr results in flattening too much the gradients along the disc.

It is clear that the nova contribution to the chemical evolution of the Galaxy is at present only poorly constrained: the rate of nova outbursts in the past is virtually unknown; the delay time  $\Delta t$  could vary from system to system; the mass ejected by a single nova during each burst is very uncertain (see D’Antona & Matteucci 1991 and the discussion in Section 3.2). However, our analysis allows us to remark at least two important things: *i*) first, if the fraction of WDs which enter the formation of nova systems is constant in time (similarly to what is assumed for the fraction of WDs entering the formation of binary systems ending up as Type Ia SNe), the nova yields of  $^{13}\text{C}$ ,  $^{15}\text{N}$  and  $^{17}\text{O}$  computed by José & Hernanz for a solar composition of the matter accreted by the WD overestimate the solar abundances of  $^{15}\text{N}$  and  $^{17}\text{O}$ ; *ii*) second, if novae are the only sources of  $^{13}\text{C}$ ,  $^{15}\text{N}$  and  $^{17}\text{O}$ , the predicted  $^{12}\text{C}/^{13}\text{C}$ ,  $^{14}\text{N}/^{15}\text{N}$  and  $^{16}\text{O}/^{17}\text{O}$  ratios tend to decrease too fast from the time of Sun formation up to now, especially in the case in which their yields are scaled with the initial stellar metallicity.

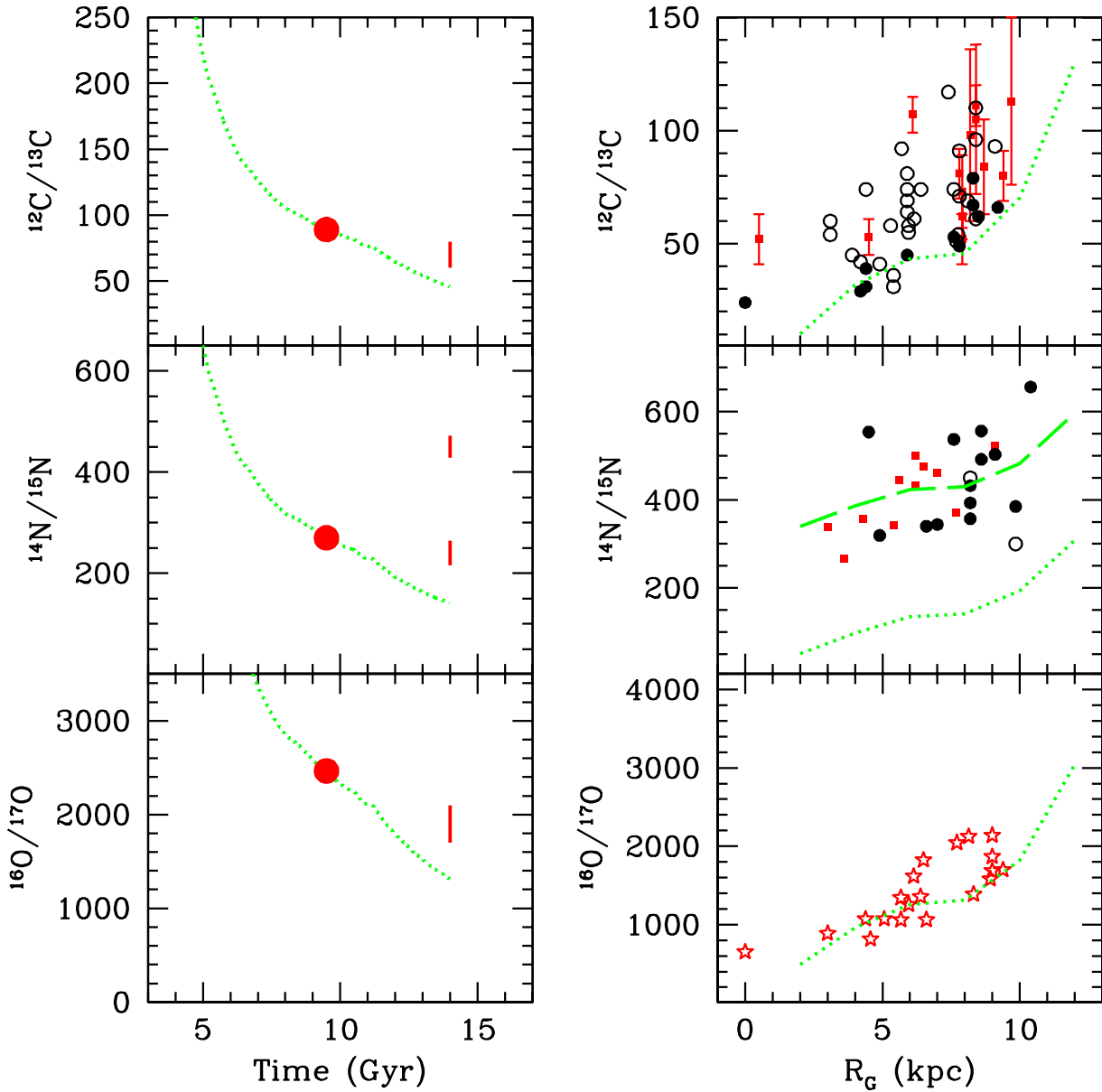
In Figs. 1 and 4, we also show as continuous lines the predictions of a model (Model 3, Table 1) in which  $^{13}\text{C}$  and  $^{17}\text{O}$  are produced both by single stars and novae (as primary

elements, in this latter case). The decrease of the  $^{12}\text{C}/^{13}\text{C}$  ratio in the solar neighbourhood in the last 4.5 Gyr can be now reproduced without requiring a reduction of the HBB strength in the van den Hoek & Groenewegen (1997) standard set of yields. Also the gradient of this same ratio across the disc is well reproduced. However, in order not to overproduce the  $^{17}\text{O}$  abundance in the Sun, we need to lower in Model 3 the  $^{17}\text{O}$  yields from both novae and intermediate-mass stars. In particular, in this model novae produce almost 50 per cent of the solar  $^{17}\text{O}$ , while the remaining 50 per cent comes from intermediate-mass stars. Actually, favouring a higher nova contribution with respect to that from LIMS would improve the agreement with the observations. However, any percentage would be very tentative, due to the uncertainties in the nova and intermediate-mass star yields just mentioned before. Therefore, any acceptable solution would be by no means unique.

#### 4.4 Changing the nucleosynthesis prescriptions for massive stars and LIMS

Finally, one could ask how firm are the results we presented in the previous section with respect to changes in the nucleosynthesis prescriptions for novae, massive stars and LIMS; in other words, how much do our conclusions depend on the choice of the particular set of stellar yields we have adopted? In this section we show the results of a chemical evolution model, Model 3s, similar to Model 3, but where the yields from novae are scaled according to the initial metallicity of the star (Fig. 8, *thin lines*). In the same figure, we also show results from a model, Model 3n, similar to Model 3s, except

<sup>‡</sup> Notice that we cannot put constraints upon  $\alpha$  and  $n$  singularly, but rather on the product  $\alpha n$ .

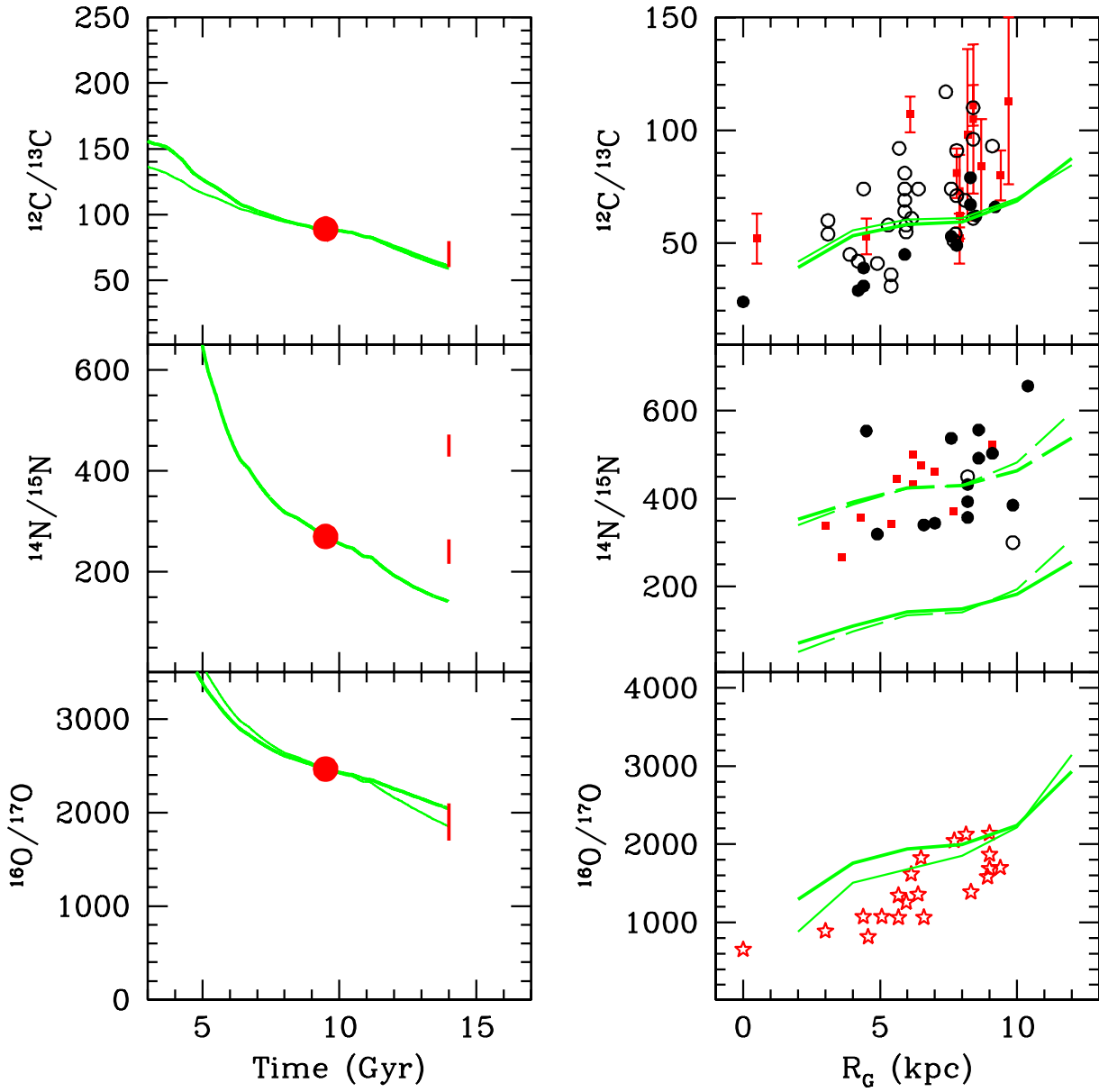


**Figure 7.** The theoretical behavior of the CNO isotopic ratios in the solar neighbourhood as a function of time (*left panels*) and across the Galactic disc at the present time (*right panels*) is shown for Model 2*s* as a dotted line compared to observations (see text and Figs. 1, 4 and 6 for references). Model 2*s* is the same as Model 2, i.e.,  $^{13}\text{C}$ ,  $^{15}\text{N}$  and  $^{17}\text{O}$  are assumed to originate only from novae, but here the  $^{13}\text{C}$ ,  $^{15}\text{N}$  and  $^{17}\text{O}$  production from novae is assumed to be secondary rather than primary (see Table 1 and text for more details). The decrease of the CNO isotopic ratios in the solar neighbourhood in the last 4.5 Gyr is inconsistent with the observations, also if the  $2\sigma$  level of uncertainty for measurements in the local ISM is assumed.

for the fact that the yields for LIMS from van den Hoek & Groenewegen (1997) are computed with  $\eta_{\text{AGB}}$  increasing with increasing metallicity (from  $\eta_{\text{AGB}} = 1$  to  $\eta_{\text{AGB}} = 4$ ). Furthermore, Model 3*n* adopts the yields from massive stars by Woosley & Weaver (1995) rather than Nomoto et al. (1997). It is worth noticing that the yields from LIMS increase with decreasing values of  $\eta_{\text{AGB}}$  (i.e., smaller mass-loss rates) as a lower value of  $\eta_{\text{AGB}}$  results in longer AGB lifetimes and therefore more thermal pulses (assuming that

the amount of dredged-up matter during a thermal pulse is roughly constant). Moreover, the yields of  $^{13}\text{C}$  and  $^{17}\text{O}$  from Woosley & Weaver (1995) are larger than those from Nomoto et al. (1997), owing to the fact that they take into account nuclear burning outside the receding He-core. They also predict larger yields for  $^{12}\text{C}$ , but slightly lower ones for  $^{16}\text{O}$ .

As a consequence, Model 3*n* predicts a solar abundance of  $^{12}\text{C}$  larger than that predicted by Model 3*s*. On the con-

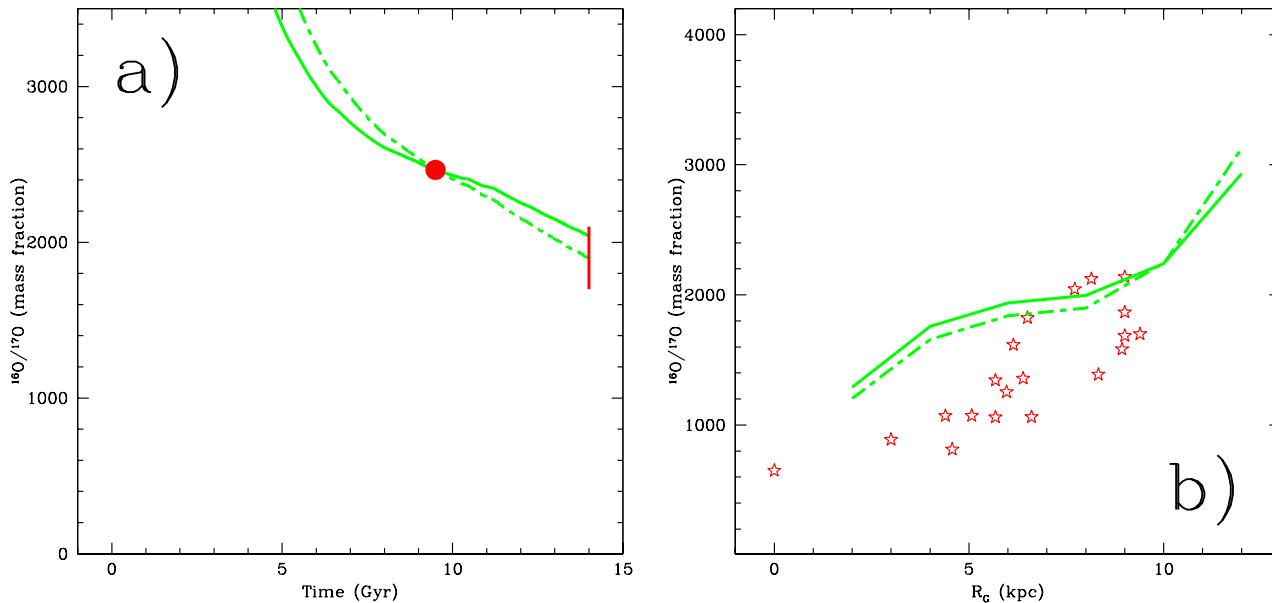


**Figure 8.** The theoretical behavior of the CNO isotopic ratios in the solar neighbourhood as a function of time (*left panels*) and across the Galactic disc at the present time (*right panels*) is shown for Models 3s and 3n as a thin solid and a thick solid line, respectively, and compared to observations (see text and Figs. 1, 4 and 6 for references). As far as nova nucleosynthesis is concerned, Models 3s and 3n differ from Model 3 in the fact that the yields from novae are treated as secondary, i.e., they are scaled according to the initial metallicity of the star. Model 3n is the same as Model 3s, except for the nucleosynthesis prescriptions for single low-, intermediate- and high-mass stars (see Table 1).

trary, the predicted solar abundance of  $^{16}\text{O}$  is lower (see Table 2). Therefore, the secondary production of  $^{13}\text{C}$  and  $^{15}\text{N}$  from novae increases, as the mean masses ejected from novae in the form of  $^{13}\text{C}$  and  $^{15}\text{N}$  are now scaled with a higher initial abundance of  $^{12}\text{C}$  at each time. Owing to that, higher  $^{13}\text{C}$  and  $^{15}\text{N}$  solar abundances are found (Table 2). On the other hand, the secondary production of  $^{17}\text{O}$  from novae in the case of Model 3n is lower than in the case of Model 3s, since it scales with the initial abundance of  $^{16}\text{O}$

in the star, which is now lower. However, Model 3n predicts for  $^{17}\text{O}$  a solar abundance higher than Model 3s, due to the non-negligible  $^{17}\text{O}$  contribution from massive stars when the yields of Woosley & Weaver (1995) are adopted rather than those of Nomoto et al. (1997).

Once the CNO isotopic ratios are normalized to their theoretical solar values, it is seen that the model predictions for the  $^{12}\text{C}/^{13}\text{C}$  and  $^{14}\text{N}/^{15}\text{N}$  ratios from Model 3n, as far as both the temporal evolution at the solar ring and the



**Figure 9.** **a)** Temporal evolution of the oxygen isotopic ratio in the solar neighbourhood for two models in which  $^{17}\text{O}$  originates from intermediate- and high-mass stars as well as from novae (Models 3*n* and 3*m*, Table 1). The two models differ in the treatment of pristine  $^{17}\text{O}$  in stars: Model 3*n* (*continuous line*) assumes that all the  $^{17}\text{O}$  initially present in the gas out of which the star forms is destroyed later on by proton captures in the stellar interior, while Model 3*m* (*long-dashed-short-dashed line*) assumes that all the pristine  $^{17}\text{O}$  is preserved and ejected into the ISM at the death of the star. **b)** Theoretical oxygen isotopic ratio across the Galactic disc vs. observations for the same models as in *panel a*.

present-day distribution across the disc are concerned, do not change appreciably with respect to those from Model 3*s* (Fig. 8 and Table 3). On the other hand, in the case of Model 3*n* the  $^{16}\text{O}/^{17}\text{O}$  ratio shows a smoother decrease from the time of the birth of the Sun up to now, and a shallower gradient is predicted across the disc. This is due to the injection into the ISM of a non-negligible amount of  $^{17}\text{O}$  from massive stars.

At this point, it has to be noticed that if the theoretical isotopic ratios are not normalized to the solar values predicted by the models themselves, the situation is even worse. Our models predict solar abundances of  $^{12}\text{C}$ ,  $^{14}\text{N}$  and  $^{16}\text{O}$  in good agreement with the more recent abundance determinations in the solar photosphere by Holweger (2001) (except for  $^{12}\text{C}$ ) and Allende Prieto, Lambert & Asplund (2001, 2002), but too low when compared to the meteoritic abundances by Anders & Grevesse (1989) (Table 2; see also Chiappini et al. 2003). Since the isotopic ratios given in Anders & Grevesse can still be considered as the right Solar System values (P. Hoppe, private communication), it is likely that the solar abundances of the minor isotopes have to be scaled according to the revised values of the corresponding main isotopes. In other words, we should require an even lower contribution from novae and/or LIMS to the Galactic  $^{13}\text{C}$  and  $^{17}\text{O}$  abundances than suggested above. This may be a precious information for people dealing with stellar evolution and nucleosynthesis.

Finally, we address the problem of  $^{17}\text{O}$  destruction in stars.  $^{17}\text{O}$  is destroyed in stellar interiors by proton captures through the reactions  $^{17}\text{O}(p, \alpha)^{14}\text{N}$  and  $^{17}\text{O}(p, \gamma)^{18}\text{F}$  (this latter occurs only at high temperatures). All the models

previously discussed assume that all the  $^{17}\text{O}$  injected into the ISM by stars of different masses is newly produced, i.e., all the  $^{17}\text{O}$  present in the protostellar nebula is destroyed in the hot stellar interior. In Fig. 9a,b we compare results from Model 3*n* (*solid lines*) to those from Model 3*m* (*dashed lines*). Model 3*m* is the same as Model 3*n*, except for the fact that now all the pristine  $^{17}\text{O}$  is assumed to survive and to be returned back into the ISM at the death of the star. A realistic situation should be probably something in between the two. Assuming that all the  $^{17}\text{O}$  present in the gas out of which the stars form is preserved, causes a steepening of the  $^{16}\text{O}/^{17}\text{O}$  gradient and a more pronounced decrease of the ratio in the solar neighbourhood in the last 4.5 Gyr. Obviously, in the case of Model 3*m* we need also to further reduce the production of newly formed  $^{17}\text{O}$  in order not to overestimate its solar abundance. We choose to lower the yields of  $^{17}\text{O}$  from intermediate-mass stars (see Table 1).

## 5 CONCLUSIONS

In this paper we discuss the problem of the evolution of the CNO isotopes in both the solar vicinity and the disc of the Galaxy. In particular, we analyse the implications of updated results from stellar nucleosynthesis studies (including nova nucleosynthesis). Our main conclusions can be summarized as follows:

- (i) A model which considers only single low-, intermediate- and high-mass stars as  $^{13}\text{C}$ ,  $^{15}\text{N}$  and  $^{17}\text{O}$  producers, is in trouble with reproducing the data relevant to the temporal variation of the

CNO isotopic ratios in the solar neighbourhood as well as their behavior across the Galactic disc at the present time, unless one does not allow for a proper revision of current stellar yields. In particular, in the specific case of the carbon isotopic ratio, we show that a good agreement with the observations can be obtained only by reducing the strength of HBB in intermediate-mass stars.

(ii) Current theoretical yields of  $^{17}\text{O}$  from intermediate-mass stars are overestimated; this may suggest the need of considering some neglected reactions resulting in  $^{17}\text{O}$  destruction inside stars.

(iii) It has been claimed that novae can contribute to large amounts of  $^{13}\text{C}$ ,  $^{15}\text{N}$  and  $^{17}\text{O}$  and eventually explain the whole solar abundances of these elements (e.g., Starrfield et al. 1972, 1974; D’Antona & Matteucci 1991; Matteucci & D’Antona 1991; Woosley et al. 1997; José & Hernanz 1998). In this paper, we adopt detailed nucleosynthesis in the ejecta of classical novae as published by José & Hernanz (1998) for a grid of hydrodynamical nova models spanning a wide range of CO and ONe WD masses ( $0.8 - 1.35 M_{\odot}$ ) and mixing levels between the accreted envelope and the outermost shells of the underlying WD core (25%–75%). We find that, when included in a detailed model for the chemical evolution of the Milky Way, they produce  $^{12}\text{C}/^{13}\text{C}$ ,  $^{14}\text{N}/^{15}\text{N}$  and  $^{16}\text{O}/^{17}\text{O}$  ratios decreasing with increasing metallicity, i.e., decreasing with time at the solar radius and increasing with Galactocentric distance at the present time, in agreement with the trends inferred from observations. However, if novae are the only  $^{13}\text{C}$ ,  $^{15}\text{N}$  and  $^{17}\text{O}$  producers, the CNO isotopic ratios are found to decrease too steeply at  $R = R_{\odot}$ , often producing present-day ratios across the Galactic disc lying at the lower observational limit suggested by the observations at each radius. These results are almost independent of whether the production of  $^{13}\text{C}$ ,  $^{15}\text{N}$  and  $^{17}\text{O}$  from novae is treated as primary or secondary. In fact, also in the case of primary production,  $^{13}\text{C}$ ,  $^{15}\text{N}$  and  $^{17}\text{O}$  behave as secondary elements from a point of view of Galactic chemical evolution, owing to the long delay with which they are restored into the ISM. However, in the case of purely primary production (from the nucleosynthesis point of view) of  $^{13}\text{C}$ ,  $^{15}\text{N}$  and  $^{17}\text{O}$  from novae, flatter gradients and less pronounced decreasing trends at the solar radius are found for all the ratios.

(iv) A model in which  $^{13}\text{C}$  and  $^{17}\text{O}$  are produced by intermediate- and high-mass stars as well as novae fits better the observations; however, in the case of  $^{17}\text{O}$  it is necessary to lower by hand the yields from both intermediate-mass stars and novae in order to reproduce the solar  $^{17}\text{O}$  abundance. We know that  $^{17}\text{O}$  is always produced as a secondary element in intermediate- and high-mass stars. However, our models do not rule out that at least a minor fraction of the solar  $^{17}\text{O}$  might be of primary origin. This fraction would originate from nova systems.

(v) The behavior of the  $^{14}\text{N}/^{15}\text{N}$  ratio along the Galactic disc and as a function of time in the solar neighbourhood seems to suggest that  $^{15}\text{N}$  has been produced on long time-scales, even longer than those of  $^{14}\text{N}$ . Novae are the best candidates for producing  $^{15}\text{N}$  on very long time-scales in the framework of the presently available nucleosynthesis calculations. However, large uncertainties are still present in the  $^{15}\text{N}$  abundance determinations in the local ISM and this

prevents us from drawing firm conclusions on the origin of this element.

## ACKNOWLEDGMENTS

We thank C. Chiappini for many useful discussions and M. Tosi for reading the manuscript and giving us useful suggestions. We also acknowledge C. Allende Prieto, H. Holweger and P. Hoppe for explanations regarding the Solar System isotopic ratio data. Finally, we thank an anonymous referee for suggestions that improved the final version of this paper.

## REFERENCES

- Abia C., Isern J., 1997, *MNRAS*, 289, L11  
 Abia C., Busso M., Gallino R., Domínguez I., Straniero O., Isern J., 2001, *ApJ*, 559, 1117  
 Allende Prieto C., Lambert D.L., Asplund M., 2001, *ApJ*, 556, L63  
 Allende Prieto C., Lambert D.L., Asplund M., 2002, *ApJ*, 573, L137  
 Anders E., Grevesse N., 1989, *Geochim. Cosmochim. Acta*, 53, 197  
 Audouze J., Lequeux J., Vigroux L., 1975, *A&A*, 43, 71  
 Audouze J., Lequeux J., Rocca-Volmerange B., Vigroux L., 1977, in *CNO isotopes in astrophysics*. D. Reidel Publishing Co., Dordrecht, p. 155  
 Bachiller R., Forveille T., Huggins P.J., Cox P., 1997, *A&A*, 324, 1123  
 Balser D.S., McMullin J.P., Wilson T.L., 2002, *ApJ*, 572, 326  
 Bath G.T., Shaviv G., 1978, *MNRAS*, 183, 515  
 Boogert A.C.A. et al., 2000, *A&A*, 353, 349  
 Boreiko R.T., Betz A.L., 1996, *ApJ*, 467, L113  
 Cameron A.G.W., 1982, in *Barnes C.A., Clayton D.D., Schramm N.D., eds., Essays in Nuclear Astrophysics*. Cambridge Univ. Press, Cambridge, p. 23  
 Carigi L., 2000, *Rev. Mex. Astron. Astrofis.*, 36, 171  
 Charbonnel C., do Nascimento J.D., Jr., 1998, *A&A*, 336, 915  
 Charbonnel C., Brown J.A., Wallerstein G., 1998, *A&A*, 332, 204  
 Chiappini C., Matteucci F., Gratton R., 1997, *ApJ*, 477, 765  
 Chiappini C., Matteucci F., Romano D., 2001, *ApJ*, 554, 1044  
 Chiappini C., Renda A., Matteucci F., 2002, *A&A*, 395, 789  
 Chiappini C., Romano D., Matteucci F., 2003, *MNRAS*, 339, 63  
 Chin Y., Henkel C., Langer N., Mauersberger R., 1999, *ApJ*, 512, L143  
 Clayton D.D., Arnett D., Kane J., Meyer B.S., 1997, *ApJ*, 486, 824  
 Crane P., Hegyi D.J., 1988, *ApJ*, 326, L35  
 Dahmen G., Wilson T.L., Matteucci F., 1995, *A&A*, 295, 194  
 D’Antona F., Matteucci F., 1991, *A&A*, 248, 62  
 D’Antona F., Mazzitelli I., 1982, *ApJ*, 260, 722  
 Dearborn D., Tinsley B.M., Schramm D.N., 1978, *ApJ*, 223, 557  
 Della Valle M., 2000, in *Matteucci F., Giovannelli F., eds., The Evolution of the Milky Way: Stars versus Clusters*. Kluwer Academic Publishers, p. 371  
 Della Valle M., Livio M., 1994, *A&A*, 286, 786  
 Galli D., Stanghellini L., Tosi M., Palla F., 1997, *ApJ*, 477, 218  
 Gehrz R.D., Truran J.W., Williams R.E., Starrfield S., 1998, *PASP*, 110, 3  
 Gilroy K.K., Brown J.A., 1991, *ApJ*, 371, 578  
 Goswami A., Prantzos N., 2000, *A&A*, 359, 191  
 Güsten R., Ungerechts H., 1985, *A&A*, 145, 241  
 Heger A., Woosley S.E., Langer N., 2000, *NewAR*, 44, 297  
 Henry R.B.C., Edmunds M.G., Köppen J., 2000, *ApJ*, 541, 660



- Holweger H., 2001, in Wimmer-Schweingruber R.F., ed., Am. Inst. of Physics Conf. Proc. Vol. 598, Joint SOHO/ACE Workshop: Solar and Galactic Composition, p. 23
- Iben I., Jr., 1964, ApJ, 140, 1631
- Iben I., Jr., Renzini A., 1984, Phys. Letters, 105, 329
- José J., Hernanz M., 1998, ApJ, 494, 680
- Keene J. et al., 1998, ApJ, 494, L107
- Lambert D.L., Gustafsson B., Eriksson K., Hinkle K.H., 1986, ApJS, 62, 373
- Langer W.D., Penzias A.A., 1993, ApJ, 408, 539
- Lucas R., Liszt H., 1998, A&A, 337, 246
- Maeder A., 1992, A&A, 264, 105
- Marigo P., 2001, A&A, 370, 194
- Marigo P., Bressan A., Chiosi C., 1996, A&A, 313, 545
- Matteucci F., 1986, MNRAS, 221, 911
- Matteucci F., D'Antona F., 1991, A&A, 247, L37
- Matteucci F., François P., 1989, MNRAS, 239, 885
- Meynet G., Maeder A., 2002a, A&A, 390, 561
- Meynet G., Maeder A., 2002b, A&A, 381, L25
- Nomoto K., Hashimoto M., Tsujimoto T., Thielemann F.-K., Kishimoto N., Kubo Y., Nakasato N., 1997, Nucl. Phys. A, 616, 79c
- Nomoto K., Thielemann F.-K., Yokoi K., 1984, ApJ, 286, 644
- Ohnaka K., Tsuji T., 1996, A&A, 310, 933
- Ohnaka K., Tsuji T., 1999, A&A, 345, 233
- Ohnaka K., Tsuji T., Aoki W., 2000, A&A, 353, 528
- Palla F., Bachiller R., Stanghellini L., Tosi M., Galli D., 2000, A&A, 355, 69
- Politano M., Starrfield S., Truran J.W., Weiss A., Sparks W.M., 1995, ApJ, 448, 807
- Prantzos N., Vangioni-Flam E., Chauveau S., 1994, A&A, 285, 132
- Prantzos N., Aubert O., Audouze J., 1996, A&A, 309, 760
- Renzini A., Voli M., 1981, A&A, 94, 175
- Romano D., Matteucci F., Molaro P., Bonifacio P., 1999, A&A, 352, 117
- Romano D., Matteucci F., Ventura P., D'Antona F., 2001, A&A, 374, 646
- Savage C., Apponi A.J., Ziurys L.M., 2001, AAS, 198, 5913
- Scalo J.M., 1986, Fund. Cosmic Phys., 11, 1
- Schöier F.L., Olofsson H., 2000, A&A, 359, 586
- Shafter A.W., 1997, ApJ, 487, 226
- Shara M.M., Zurek D.R., Williams R.E., Prialnik D., Gilmozzi R., Moffat A.F.J., 1997, AJ, 114, 258
- Sheffer Y., Lambert D.L., Federman S.R., 2002, ApJ, 574, L171
- Smith V.V., Terndrup D.M., Suntzeff N.B., 2002, ApJ, 579, 832
- Stahl O., Appenzeller I., Wilson T.L., Henkel C., 1989, A&A, 221, 321
- Starrfield S., Truran J.W., Sparks W.M., Kutter G.S., 1972, ApJ, 176, 169
- Starrfield S., Sparks W.M., Truran J.W., 1974, ApJ, 192, 647
- Talbot R.J., Arnett D.W., 1974, ApJ, 190, 605
- Thielemann F.-K., Nomoto K., Hashimoto M., 1993, in Prantzos N., Vangioni-Flam E., Cassé M., eds., Origin and Evolution of the Elements. Cambridge Univ. Press, Cambridge, p. 297
- Timmes F.X., Woosley S.E., Weaver T.A., 1995, ApJS, 98, 617
- Tosi M., 1982, ApJ, 254, 699
- Tosi M., 1988, A&A, 197, 33
- Tosi M., 2000, in Matteucci F., Giovannelli F., eds., The Evolution of the Milky Way: Stars versus Clusters. Kluwer Academic Publishers, p. 505
- van den Hoek L.B., Groenewegen M.A.T., 1997, A&AS, 123, 305
- Ventura P., D'Antona F., Mazzitelli I., 2002, A&A, 393, 215
- Vigroux L., Audouze J., Lequeux J., 1976, A&A, 52, 1
- Wannier P.G., Linke R.A., Penzias A.A., 1981, ApJ, 247, 522
- Wilson T.L., Rood R.T., 1994, ARA&A, 32, 191
- Woosley S.E., Weaver T.A., 1995, ApJS, 101, 181
- Woosley S.E., Hoffman R.D., Timmes F.X., Weaver T.A., Thielemann F.-K., 1997, Nucl. Phys. A, 621, 445c

This paper has been produced using the Royal Astronomical Society/Blackwell Science L<sup>A</sup>T<sub>E</sub>X style file.