

The Field Condition: A New Constraint of Spatial Resolution in Simulations of Thermally Unstable Hydrodynamics

Hiroshi Koyama

*Astronomical Data Analysis Center,
National Astronomical Observatory, Mitaka, Tokyo 181-8588, Japan;
E-mail address: h.koyama@nao.ac.jp*

and

Shu-ichiro Inutsuka

*Department of Physics, Kyoto University, Kyoto 606-8502, Japan;
E-mail address: inutsuka@tap.scphys.kyoto-u.ac.jp*

ABSTRACT

We present the dynamics in thermally bistable medium by using one-dimensional numerical calculations with cooling, heating, (realistic) thermal conduction, and physical viscosity. We set up a two-phase medium from thermally unstable one-phase medium and follow the long-term evolution of the medium. We focus on the spatial resolution because we have to resolve Field length λ_F that is the critical wavelength for thermal instability (TI). The result of our calculation shows that the two cold clouds eventually collide in the calculations with thermal conduction, while clouds never collide in the case without thermal conduction. We find it necessary to keep the cell size less than $\lambda_F/3$ to achieve a converged motion in two-phase medium. We refer to the constraint that $\lambda_F/3$ be resolved as the Field condition. The inclusion of thermal conduction to satisfy the Field condition is crucial for numerical studies of TI and turbulent interstellar two-phase medium: the calculations of TI without thermal conduction are susceptible to contamination by artificial phenomena that do not converge with increasing resolution.

Subject headings: hydrodynamics — ISM: clouds — method: numerical — instabilities

1. Introduction

The physical properties of turbulence in interstellar medium (ISM) are considered to be important in the theory of star formation (Nakano 1998; Mac Low & Klessen 2003) and galactic ISM (Elmegreen 1999). The effect of magnetic field are supposed to be important in the interstellar turbulence. The results of numerical magnetohydrodynamics (MHD) simulations showed that the dissipation time of turbulence is of the order of the flow crossing time or smaller and the rapid dissipation occurs in shocks (Stone et al. 1998). On the other hand, thermal instability (TI) in ISM has been supposed to be important in describing quasi-equilibrium of two-phase medium (Field 1965; Field, Goldsmith, & Habing 1969), and transformation between two-phases (Parravano 1987; Hennebelle & Péroult 1999, 2000; Koyama & Inutsuka 2000). Recently, Koyama & Inutsuka (2002a hereafter KI02a) proposed a mechanism based on TI to generate and maintain turbulent motions in a shock-compressed layer of ISM, by performing numerical calculations with radiative heating, cooling, and thermal conduction. In contrast, Vázquez-Semadeni, Gazol, & Scalo (2000) have done numerical simulations of TI with and without prescribed energy injection (forcing) and conclude that TI has a minor importance. Kritsuk & Norman (2002) also have done numerical simulations of TI-induced turbulence in ISM without forcing, and measured the monotonic decay of turbulence. Note that, however, Vázquez-Semadeni et al. and Kritsuk & Norman did not include thermal conduction that has crucial effects at least in the linear growth of TI (Field 1965) and did not explain the physical mechanism of the dissipation of turbulent motions.

Thermal conduction can stabilize TI when the perturbation wavelength is smaller than the Field length $\lambda_F = \sqrt{KT/\rho^2\Lambda}$ (Field 1965). If the thermal conduction is not included in the numerical analysis, the perturbations of smaller wavelengths (down to the size of a cell) become unstable so that, in principle, the result depends on the size of the cell in a numerical model. The Field length also determines the width of intermediate region between the cold medium and surrounding warm medium where heating and cooling by the thermal conduction balance the radiative heating and cooling (Begelman & McKee 1990). This intermediate region is lost in the calculations without thermal conduction. Thus the inclusion of thermal conduction is necessary to describe the physical evolution of TI and to resolve the critical length scale of TI.

Similar circumstances can be found in the hydrodynamical evolution with self-gravity, where the Jeans length plays a critical role. Truelove et al. (1997, 1998) studied on the convergence of numerical solutions in isothermal gravitational collapse problems, and found it necessary to keep the ratio of cell size to Jeans length, $\Delta x/\lambda_J$, below 0.25 to avoid artificial fragmentation. They termed this constraint for the Jeans instability, the Jeans condition.

In this paper, we investigate the convergence property of numerical solutions in TI-

induced two-phase gas dynamics, We show how the thermal conduction plays a role in the non-linear development of the TI, and find a necessary condition for the numerical analysis of TI.

2. Simulations

We solve the following hydrodynamic equations:

$$\frac{\partial \rho}{\partial t} + \frac{\partial}{\partial x}(\rho v) = 0, \quad (1)$$

$$\frac{\partial}{\partial t}\rho v + \frac{\partial}{\partial x}(P + \rho v^2) = \frac{4}{3} \frac{\partial}{\partial x} \mu \frac{\partial v}{\partial x}, \quad (2)$$

$$P = \frac{\rho k_B T}{m}, \quad (3)$$

$$\begin{aligned} \frac{\partial E}{\partial t} + \frac{\partial}{\partial x} \left((E + P)v - K \frac{\partial T}{\partial x} \right) = \\ \frac{4\mu}{3} \left(\frac{\partial v}{\partial x} \right)^2 + \frac{\rho}{m} \Gamma - \left(\frac{\rho}{m} \right)^2 \Lambda(T). \end{aligned} \quad (4)$$

In the above equations, ρ is the mass density of the gas, v is the velocity of the fluid elements, P is the gas pressure, m is the average particle mass, k_B is the Boltzmann constant, $E = P/(\gamma - 1) + \rho v^2/2$ is the total energy per volume, and K is the coefficient of thermal conductivity. For the range of temperatures considered, the dominant contribution to thermal conductivity is that due to neutral atoms, for which $K = 2.5 \times 10^3 T^{1/2} \text{ cm}^{-1} \text{ K}^{-1} \text{ s}^{-1}$ (Parker 1953). We assume the gas consists of monoatomic molecules, and the ratio of the specific heats is $\gamma = 5/3$. The relation between the viscosity μ and thermal conductivity K is characterized by Prandtl number:

$$p = \frac{\gamma}{\gamma - 1} \frac{k_B}{m} \frac{\mu}{K}. \quad (5)$$

In this Letter, we assume the Prandtl number $p = 0.0$ for models without viscosity and $p = 1.0$ for models with viscosity. Note however that the results of our calculations show no significant difference between these two kind of models in the one-dimensional problems considered in this Letter. For the heating/cooling function, we adopt a simple fitting formula (see eqs. [4],[5] in KI02a) based on detailed thermal and chemical calculations (Koyama & Inutsuka 2000).

The adopted hydrodynamical method is the one-dimensional Eulerian code based on the second-order Godunov scheme (van Leer 1979). We use explicit time integration for cooling, and heating. We also use explicit time integration for thermal conduction, and physical viscosity with spatially second-order accuracy.

2.1. Initial and Boundary Condition

The length of the computational domain is 0.3 pc. The boundary condition is periodic. The initial condition is a static unstable equilibrium ($\rho/m = 2.93\text{cm}^{-3}$, $T = 756$ K) with superposition of 5 % sinoidal density perturbation of wavelength $\lambda = 1.5\text{pc}$, and 0.5 % of $\lambda = 3.0\text{pc}$.

2.2. Results

Figure 1 shows the evolution of unstable equilibrium with density perturbations. In this case, thermal conduction is included and the number of cells is 256. The dotted curve corresponds to the initial condition. The dashed curves are two snapshots of the evolution. The solid curve is the final snapshot at $t=12$ Myr. The perturbation of $\lambda = 0.15\text{pc}$ quickly grows and forms two cold clouds. These two cold clouds eventually collide and coalesce. The cold cloud cools the interface via thermal conduction. This conductive cooling around $x = 0$ is more efficient than the conductive cooling near $x = 0.15$ or $x = -0.15$, because two cold clouds are approaching (toward $x = 0$) owing to the initial perturbation of $\lambda = 3.0\text{pc}$. This small difference of conductive cooling makes temperature around $x = 0$ to be smaller than temperature around $x = 0.15$ and $x = -0.15$. In this way, the pressure of the warm medium between two cold clouds becomes smaller than the pressure near the boundaries, which in effect provides an attractive force between two cold clouds. This attractive force is the driving force of the coalescence of two cold clouds. This shows how the thermal conduction plays a role in the non-linear development of the TI.

Figure 2 shows the result of the resolution study with cooling models (hereafter Model C) and cooling plus conduction models (hereafter Model CC). Solid lines denote the results with 256, 512, and 1024 cells and the differences are invisible. The results with 128 cells (filled circles) is almost converged to the solid line, while the calculations with 32 cells (filled boxes) and 64 cells (open circles) don't show coalescence because of insufficient cell numbers to resolve conductive cooling. On the other hand, two clouds never collide in Model C even in cases of higher resolutions because of absence of conductive cooling.

Figure 3 shows the time evolution of the total kinetic energy. Two panels show Model C and Model CC. In the early phase ($0 < t \lesssim 2$ Myr), the linear perturbation grows and two cold clouds are formed. The second peak at $t \approx 8$ Myr in Model CC corresponds to the cloud collision. The kinetic energies of Model CC with 256, 512, 1024 cells show convergence while Model CC with 128 cells shows unphysical oscillation. The Field length is a function of temperature and density and, hence, should be define locally: it varies spatially in a range of 0.6–0.003 pc in this problem. The calculation with 256 cells uses a uniform cell length, $\Delta x = 0.00117$ pc. Therefore, we conclude that at least three cells are required to resolve Field length and to obtain physically acceptable solution. On the other hand, the time evolution of the kinetic energy in Model C shows large amplitude oscillation and does not show convergence. In the absence of thermal conduction, a spatially smooth transition from cold phase to warm phase is impossible and the spatial distribution of temperature tends to produce discrete jumps from cold phase to warm phase. When the cloud moves, the advection between Eulerian cells produce cells of intermediate and thermally unstable temperature. Each of these cells becomes unstable because the most unstable wavelength becomes infinitesimal in the absence of thermal conduction. This thermally unstable cell generates unphysical unstable motion. This artificial noise is not reduced by increasing the number of cells in the calculation.

Figure 4 is the convergence test of density distribution at $t = 10$ Myr. The error function is defined as follows:

$$\epsilon_N = \frac{1}{N} \sum_i^N \frac{|\rho_N(x_i, t) - \rho(x_i, t)|}{\rho(x_i, t)}, \quad (6)$$

where N is the number of cells, i is the label of cells. We use the result with 2048 cells as a reference solution: $\rho(x, t) = \rho_{2048}(x, t)$. The filled circles denote Model CC and the open boxes denote Model C. Because the numerical scheme we use is spatially second-order scheme, the numerical errors should decrease with the square of cell length. In the calculations with 32 and 64 cells, the errors in Model C and CC are comparable because both Models do not resolve Field length. The errors with 128, 256, 512, 1024 cells in Model CC show second-order convergence while the errors in Model C do not decrease as second-order accurate solutions.

From the above results, we conclude that we should always use more than a few cells per local Field length to obtain physically acceptable solution in the calculation of TI. We term this new constraint the Field condition. The inclusion of thermal conduction is a necessary but not sufficient condition to satisfy the Field condition.

3. Discussion

We proposed a mechanism to produce turbulent motions in shock-compressed layer by using two- and three- dimensional calculations (KI02a, Inutsuka & Koyama 2002, 2003). In this mechanism, the kinetic motions are produced by TI and might be an origin of turbulence in interstellar medium. Although this physical process should be studied in more detail, this Letter provides a guide to the numerical analysis of TI.

It is interesting to note that the thermal conduction does not erase but help to generate the kinetic energy of the translational motions of two cold clouds. This kinetic energy is eventually dissipated after the one-dimensional face-on collision studied in this Letter. Note that physical viscosity did not qualitatively affect the result in this one-dimensional problem. In the case of two-dimensional calculations, the kinetic energy grows much further if the Prandtl number is less than 0.5 (Koyama & Inutsuka, 2002b). The physical mechanism of this growth of kinetic energy in two- and three- dimensional problems should be studied in more detail for understanding the physics of the interstellar turbulence.

There have been done several numerical investigations of multiphase medium, in which the dissipation rates of turbulent energy were measured. However, almost all the calculations except for ours do not include the thermal conduction, and hence, could not satisfy the Field condition. Therefore those results are susceptible to contamination by artificial phenomena.

4. Conclusion

In this Letter, we investigate the dynamical evolution of TI by using one-dimensional hydrodynamical calculation with heating, cooling, thermal conduction, and physical viscosity. We present the results of the convergence test with and without thermal conduction. Our findings are as follows:

1. At least three cells are required to resolve the crucial length scale, Field length, to obtain physically acceptable solution of the dynamics. We refer to this constraint as the Field condition.
2. The simulations without thermal conduction do not show convergence because the Field condition cannot be satisfied. In these cases, artificial noises are generated and cannot be reduced by increasing the number of cells.

Numerical computations were carried out on VPP5000 at the Astronomical Data Analysis Center of the National Astronomical Observatory, Japan.

REFERENCES

- Begelman, M. C., & McKee, C. F. 1990, *ApJ*, 358, 375
- Elmegreen, B. G. 1999, *ApJ*, 527, 266
- Field, G. B. 1965, *ApJ*, 142, 531
- Field, G. B., Goldsmith, D. W., & Habing, H. J. 1969, *ApJ*, 155, L149
- Hennebelle, P., & Péroult, M. 1999, *A&A*, 351, 309
- Hennebelle, P., & Péroult, M. 2000, *A&A*, 359, 1124
- Inutsuka, S., & Koyama, H. 2002, *Ap & SS*, 281, 67
- Inutsuka, S., & Koyama, H. 2003, *ASP Conference Series* (Editors: S. Ikeuchi, J. Heanshaw, & T. Hanawa) in press
- Koyama, H., & Inutsuka, S. 2000, *ApJ*, 532, 980
- Koyama, H., & Inutsuka, S. 2002a, *ApJ*, 564, L97 (KI02a)
- Koyama, H., & Inutsuka, S. 2002b, *ASP Conference Series* (Editors: S. Ikeuchi, J. Heanshaw, & T. Hanawa), 159
- Kritsuk, A. G., & Norman, M. L., 2002, *ApJ*, 569, L127
- Mac Low, M.-M., & Klessen, R. S. 2003, *Reviews of Modern Physics*, astro-ph/0301093
- Nakano, T. 1998, *ApJ*, 494, 587
- Parker, E. N. 1953, *ApJ*, 117, 431
- Parravano, A. *A&A*, 172, 280
- Stone, J. M., Ostriker, E. C., & Gammie, C. F. 1998, *ApJ*, 508, L99
- Truelove, J. K., Klein, R. I., McKee, C. F., Holliman, John, H., II; Howell, Louis, H., Greenough, J. A. 1997. *ApJ*, 489, L179
- Truelove, J. K., Klein, R. I., McKee, C. F., Holliman, John, H., II; Howell, Louis, H., Greenough, J. A., & Woods, D. T. 1998. *ApJ*, 495, 821
- van Leer, B. 1979, *J. Comp. Phys.*, 32, 101
- Vázquez-Semadeni, E., Gazol, A., & Scalo, J., 2000, *ApJ*, 540, 271

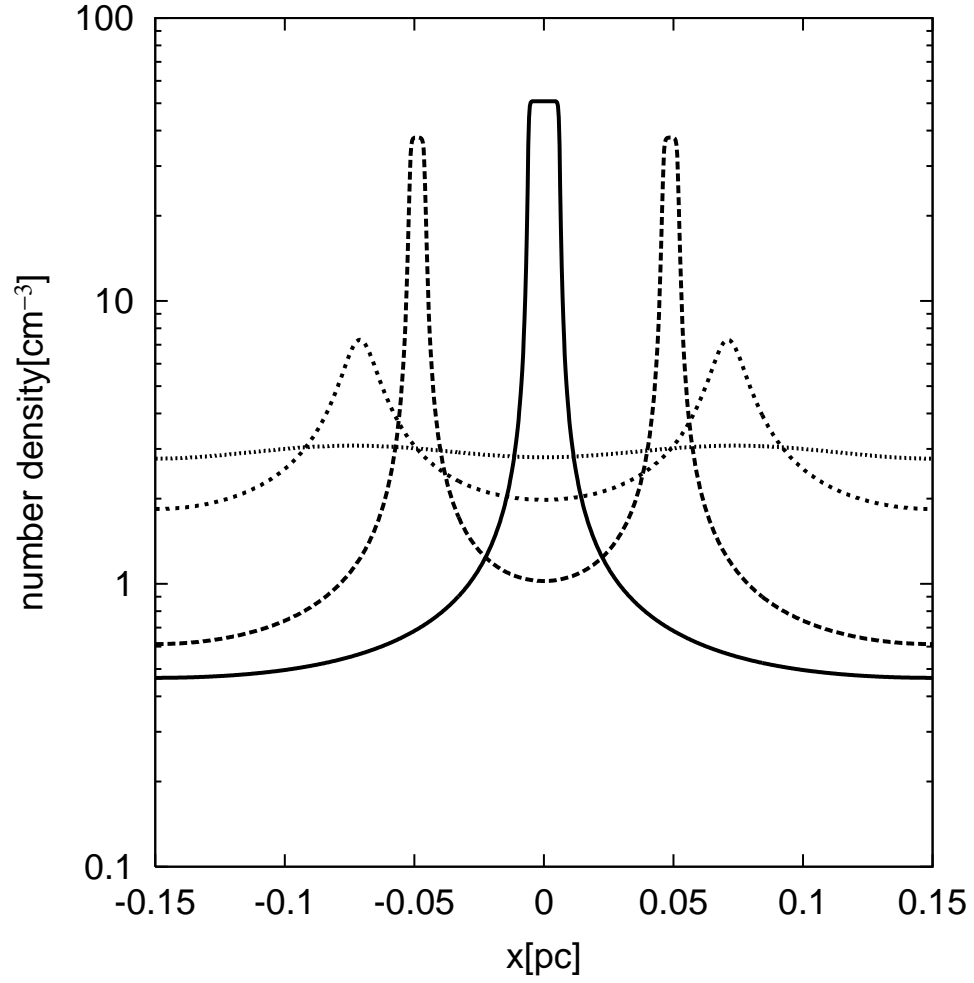


Fig. 1.— The evolution of unstable equilibrium with density perturbations. The perturbation of $\lambda=0.15$ pc quickly grows and forms two cold clouds. These two cold clouds eventually collide and coalesce (See text).

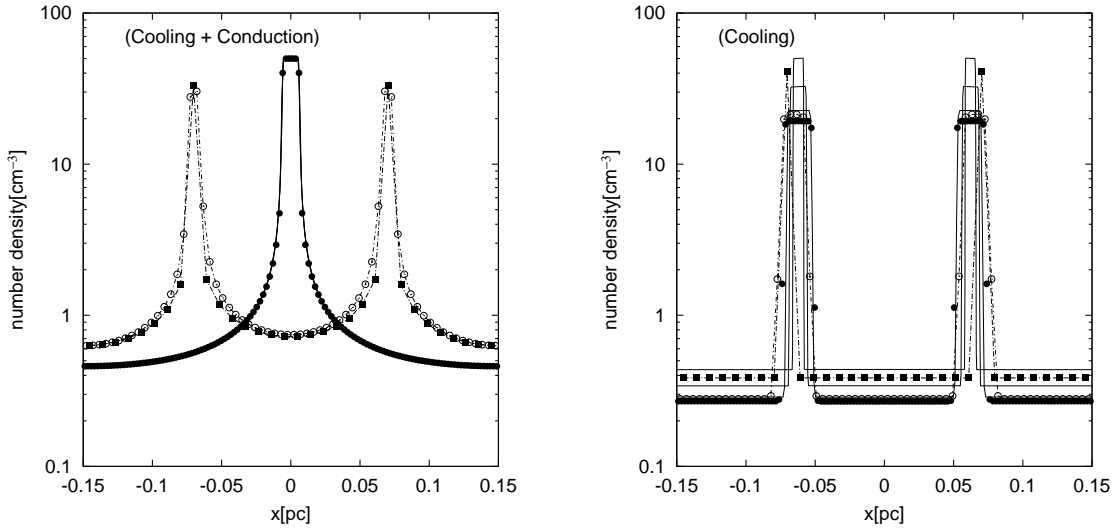


Fig. 2.— The snapshots at $t=12$ Myr with resolutions ranging from 32 to 1024 cells; filled boxes connected by dot-dash lines (32 cells), open circles connected by dot-dash lines (64), filled circles (128), and solid lines (256, 512, 1024). The calculations with 256, 512, and 1024 cells show convergence in the cooling + conduction model (Model CC). The snapshots in the cooling model (Model C) do not show collision and convergence even in cases of higher resolutions.

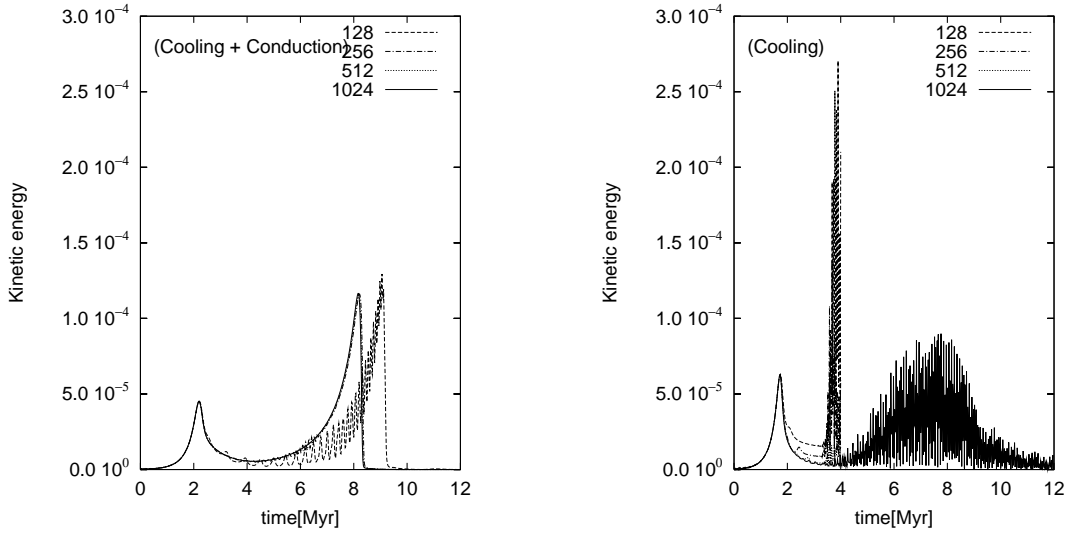


Fig. 3.— The time evolution of the kinetic energy in Model C and CC: dashed lines (128), dot-dashed lines (256), dotted lines (512), and solid lines (1024). The kinetic energy of Model CC with 256, 512, and 1024 cells show convergence while Model CC with 128 cells shows unphysical oscillation. The kinetic energy in Model C shows large amplitude oscillation and does not show convergence. In the cases of 128, 256, and 512 cells in Model C, the lines are plotted only in the range of $0 \lesssim t \lesssim 4$ Myr to avoid contamination with the solid line (1024).

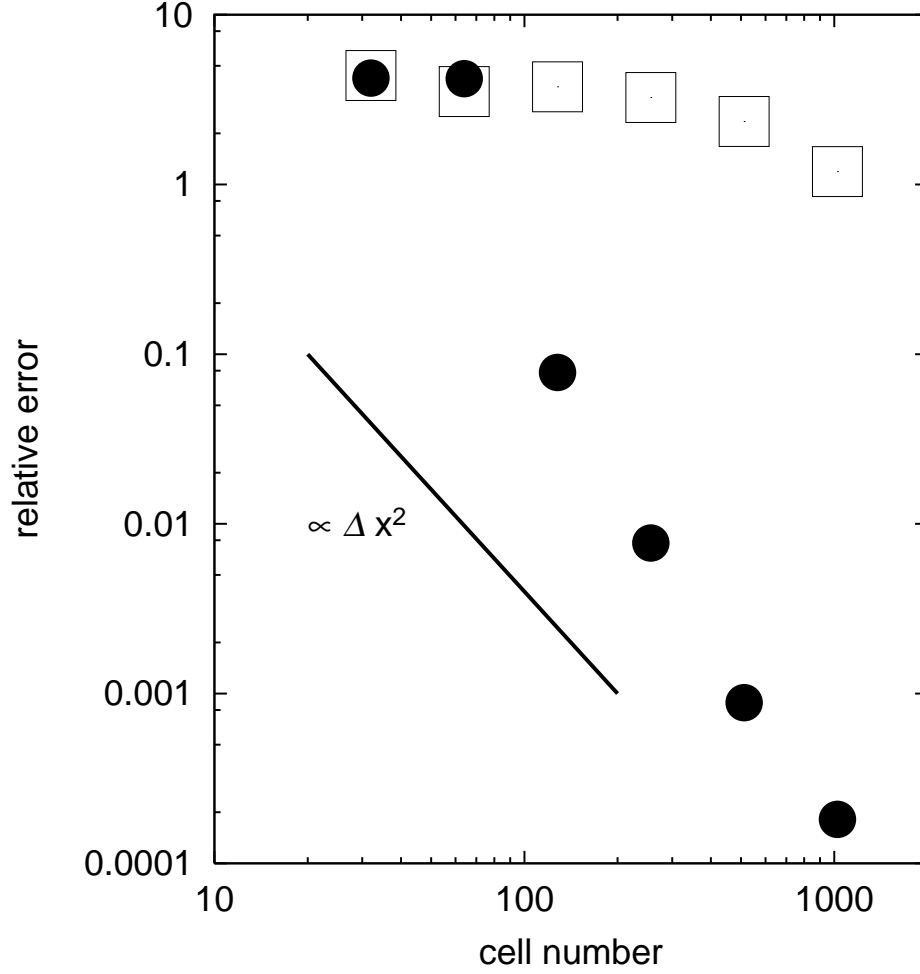


Fig. 4.— The convergence test of density distribution at $t = 10$ Myr. The error function is defined by equation (6) (see Text). Model C (open boxes), and Model CC (filled circles) are presented.