

Cosmic ray spectrum and anisotropies from the knee to the second knee

Julián Candia^a, Silvia Mollerach^b and Esteban Roulet^b

^a*Departamento de Física, Universidad Nacional de La Plata, CC67,
La Plata 1900, Argentina*

^b*CONICET, Centro Atómico Bariloche, Av. Bustillo 9500,
Bariloche 8400, Argentina*

October 30, 2018

Abstract

We consider the scenario in which the knee in the cosmic ray spectrum is due to a change in the escape mechanism of cosmic rays from the Galaxy from one dominated by transverse diffusion to one dominated by drifts. We show that this scenario explains not only the changes in spectral slope at the knee and at the second knee, but can also account for the main characteristics of the observed energy dependent anisotropy amplitude and phase of first harmonic in the energy range between 10^{15} and 10^{18} eV. This provides a useful handle to distinguish this diffusion/drift model from other scenarios proposed to explain the knee in the spectrum.

1 Introduction

A puzzling feature of the cosmic ray (CR) spectrum is the so-called knee, i.e. a steepening taking place at an energy $E_{knee} \simeq 3 \times 10^{15}$ eV. Several models have been proposed so far in order to explain this feature, although none of them has managed to become broadly accepted. Some proposals focus on a possible crossover between different acceleration mechanisms below and above the knee [1, 2, 3], or exploit the possibility of a change in the particle acceleration efficiency [4, 5, 6]. Other scenarios include the effects of nuclear photodisintegration processes at the sources [7, 8], the recent explosion of a single source [9], and increased leakage from the Galaxy due to a change in the confinement efficiency of CRs by galactic magnetic fields [10, 11, 12, 13]. However, considering the information on the spectrum alone

it is difficult to discriminate among the predictions worked out from the proposed models, and so other kind of observations, namely the CR mass composition and the anisotropy measurements, are decisive in testing the different proposals.

For instance, the scenario that considers nuclear photodisintegration at the sources predicts a CR composition that becomes lighter above the knee, while other (rigidity dependent) explanations predict the opposite trend. Unfortunately, the observational status is far from being clear in this respect [14], with some observations [15] suggesting that the CR composition could turn lighter while others finding that the heavier components become dominant [16].

On the other hand, anisotropy observations around and above the knee appear in this context as a valuable means of imposing further restrictions on the possible scenarios. In particular, scenarios in which the knee is due to a change in the acceleration efficiency at the sources [4, 5, 6], or to the effects of nuclear photodisintegration in them [7, 8], are not expected to lead to any particular change in the behavior of the observed anisotropies in correlation with the observed change in the spectral index at the knee energy, while scenarios in which the knee is linked to a change in the efficiency of CR confinement in the Galaxy [10, 11, 12, 13] can predict such correlation. Moreover, to account for the observed energy dependence of the anisotropy amplitude and phase of first harmonic in the whole range of energies between the knee and the ankle is a highly non-trivial requirement for any of these scenarios.

The aim of this work is to perform a more detailed comparison between the anisotropy observations and the predictions within the scenario in which the knee is due to a crossover from a regime in which the CR transport is dominated by transverse diffusion to one dominated by drift effects [12], recently reconsidered in detail in refs. [13, 17], and hereafter referred as the diffusion/drift model. This analysis will be done for the whole range of energies in which drift effects are relevant ($E > E_{knee}$) and where CRs are dominated by the galactic component ($E < E_{ankle} \simeq 5 \times 10^{18}$ eV). The CR transport in the Galaxy is determined by solving numerically a diffusion equation that takes account of the regular galactic magnetic field as well as a random turbulent field with a Kolmogorov spectrum of inhomogeneities, while for the extragalactic component an isotropic flux is adopted. Then, under different assumptions concerning the galactic field model considered, the particular set of parameters adopted within the given model (i.e. the field amplitudes and scale heights assumed for both the regular and random field components), the source distribution and the spectrum of the extragalactic (isotropic) flux, the results are contrasted to the observed CR energy spectrum, the anisotropy amplitude and phase of first harmonic measured by different experiments. It is found that the results show the right tendency to naturally account for the observed features, and hence these observations provide further support to this model.

2 The diffusion/drift model

To understand the main physical ingredients of the diffusion/drift model considered in refs. [12, 13, 17], let us assume the CR transport in the Galaxy to be described by a steady-state diffusion equation $\nabla \cdot \mathbf{J} = Q$, where Q is the source and the CR current is related to the CR density N through

$$\mathbf{J} = -D_{\perp} \nabla_{\perp} N - D_{\parallel} \nabla_{\parallel} N + D_A \mathbf{b} \times \nabla N \quad , \quad (1)$$

with \mathbf{b} being the unit vector in the direction of the regular magnetic field \mathbf{B}_0 , i.e. $\mathbf{b} \equiv \mathbf{B}_0/|\mathbf{B}_0|$, and $\nabla_{\parallel} = \mathbf{b}(\mathbf{b} \cdot \nabla)$, while $\nabla_{\perp} = \nabla - \nabla_{\parallel}$. The components of the diffusion tensor are D_{\parallel} (along the direction of \mathbf{B}_0), D_{\perp} in the perpendicular direction, while D_A is associated to the antisymmetric part and determines the drift effects. Assuming for simplicity that the regular magnetic field is directed in the azimuthal direction and that in a first approach both the Galaxy and the CR sources can be considered to have cylindrical symmetry, one finds that D_{\parallel} plays no role in the diffusion equation, which involves then only D_{\perp} and D_A . These diffusion coefficients are obtained from the approximate expressions given in ref. [13]. Indeed, defining the turbulence level $\eta \equiv B_{rand}^2/(B_{rand}^2 + B_0^2)$, where B_{rand} is the rms amplitude of the random component of the magnetic field, the relevant diffusion coefficients are well described in the range of interest of this work by

$$D_{\perp} \simeq 8.7 \times 10^{27} e^{3.24\eta} (1 - \eta)^{1/6} \left(\frac{r_L}{\text{pc}} \right)^{1/3} \frac{\text{cm}^2}{\text{s}} \quad (2)$$

and

$$D_A \simeq 3 \times 10^{28} \left(1 + 0.049 \left(\frac{\eta}{1 - \eta} \right)^{3/2} \right)^{-1} \left(\frac{r_L}{\text{pc}} \right) \frac{\text{cm}^2}{\text{s}} \quad , \quad (3)$$

where r_L is the CR Larmor radius. The spatial distribution of sources will be specified below in Section 3.

The change in the spectrum from the diffusion to the drift dominated regimes can be simply understood from the fact that, as turns out from Eqs.(2) and (3), the energy dependence of the diffusion coefficients is given by $D_{\perp}(\mathbf{x}) \simeq D_{\perp}^0(\mathbf{x})(E/E_0)^{1/3}$ and $D_A(\mathbf{x}) \simeq D_A^0(\mathbf{x})E/E_0$ [12]¹. Hence, one finds that at low energies ($E < Z E_{knee}$, where Z is the CR charge) the transverse diffusion is the dominant process affecting the transport of CRs and leading to $dN/dE \propto (D_{\perp}^0/D_{\perp})dQ/dE \propto E^{-\beta-1/3}$, where β is the spectral index of the source, while at high energies ($E \gg Z E_{knee}$) one has instead $dN/dE \propto (D_A^0/D_A)dQ/dE \propto E^{-\beta-1}$. Thus, we see that for a constant

¹In general, for a spectrum of random magnetic field inhomogeneities satisfying $dB^2/dk \propto k^{-a}$ (where $a = 5/3$ corresponds to the Kolmogorov case, or $a = 3/2$ for a Kraichnan [18] hydromagnetic spectrum), one has $D_{\perp} \propto E^{2-a}$.

source spectral index $\beta \simeq 2.4$, one has the correct spectral slope below the knee ($dN/dE \propto E^{-\alpha}$, with $\alpha \simeq 2.7$). Each CR component of charge Z starts to be affected by drifts at an energy $E \simeq Z E_{knee}$, and its spectrum progressively steepens, with the spectral index finally changing by $\Delta\alpha \simeq 2/3$ in a decade of energy. The envelope of the total spectrum obtained by adding together the different nuclear components nicely fits the change from a spectrum $\propto E^{-2.7}$ below the knee, to one $\propto E^{-3}$ above it. Moreover, since all the lighter components are strongly suppressed above 10^{17} eV, the dominant iron component will progressively steepen its spectrum until the overall spectrum becomes $\propto E^{-2.7-2/3}$ above a few $\times 10^{17}$ eV, hence also reproducing the behavior observed at the so-called second knee, namely a second steepening taking place at $E_{sk} \simeq 4 \times 10^{17}$ eV, in which the spectral slope is close to $\alpha \simeq 3.3$. Furthermore, we have shown [13] that this scenario predicts a CR mass composition which is compatible with those experiments that report a heavier composition above the knee. Concerning the anisotropy observations, we have also shown [17] that a few % anisotropy with an excess from a direction near the galactic center and a deficit near the galactic anticenter direction around $\sim 10^{18}$ eV [19] could be accounted for by diffusion and drift currents affecting the galactic CR component. In this way, this simple scenario that just takes into account well established properties of the propagation of charged particles in regular and turbulent magnetic fields can provide an explanation of quite diverse galactic CR observations without requiring any additional assumptions.

3 The cosmic ray spectrum and anisotropies

The contribution to the anisotropy from galactic CRs of a given charge Z_i will be [20]

$$\delta_i = \frac{3 \mathbf{J}_i}{c N_i} , \quad (4)$$

where \mathbf{J}_i is the CR current corresponding to the given component, and is hence given by an expression analogous to Eq.(1) but involving the densities N_i corresponding to the CRs with charge Z_i . The total anisotropy will then be given by $\delta = \sum_i f_i \delta_i$, where $f_i \equiv N_i/N$ are the fractional abundances of all CR species (with N the total, galactic plus extragalactic, CR density). If we assume that the extragalactic flux is isotropic, it can be shown that this flux, which presumably gives the dominant contribution above the ankle, will not be enhanced by the diffusion process and hence will remain isotropic [17, 21]. This implies that the presence of the assumed isotropic extragalactic component just reduces the fractions f_i of the galactic components, having the effect of suppressing the growth of the total anisotropy amplitude as the energy of the ankle is approached.

Notice that under the assumptions of cylindrical symmetry and that the regular

magnetic field is in the azimuthal direction, one has that $\nabla_{\perp}N = \nabla N$ and also that the CR current will be perpendicular to the regular magnetic field (i.e. lying on the $r - z$ plane). Moreover, the contribution to the CR current arising from the transverse diffusion will be in the direction of ∇N , while the drift part will be orthogonal to ∇N .

As we mentioned before, at low energies the diffusion is completely determined by D_{\perp} , and hence the contribution to the anisotropy from CRs of charge Z_i is $\delta_i \propto D_{\perp} \nabla N_i / N_i$, increasing with energy roughly as $\delta_i \propto E^{1/3}$. However, at higher energies there is a crossover to the drift dominated regime, leading to the behavior $\delta_i \propto E$. At even higher energies, above 10^{18} eV, the CR density gradually starts to be dominated by the extragalactic component, and hence the anisotropy will be determined by the intrinsic anisotropy of the extragalactic component (which for simplicity was assumed to be negligible in this work).

The field models considered in this work are similar to those studied in ref. [13] (except for a minor modification of the vertical profile function). We will consider for simplicity that the regular magnetic field is directed in the azimuthal direction and that the system possesses azimuthal symmetry. The propagation region of the galactic CRs will be taken as a cylinder of radius $R = 20$ kpc and height $2H$, with a halo size $H = 10$ kpc. Adopting cylindrical coordinates (r, ϕ, z) throughout, the regular galactic magnetic field can be expressed as $\mathbf{B}_0 = (B_0^{disk} + B_0^{halo})\hat{\phi}$, where B_0^{disk} and B_0^{halo} are ϕ -independent functions that correspond to the disk and halo regular field components, respectively. The disk component is assumed to be given by

$$B_0^{disk}(r, z) = B_d \sqrt{\frac{1 + (r_{obs}/r_c)^2}{1 + (r/r_c)^2}} \sin\left(\frac{\pi r}{4 \text{ kpc}}\right) \text{th}^2\left(\frac{r}{1 \text{ kpc}}\right) \frac{1}{\cosh(z/z_d)} \quad , \quad (5)$$

where $r_c = 4$ kpc is a core radius which smoothes out near the galactic center the overall $1/r$ behavior usually considered, z_d is the disk scale height, and the value of B_d is chosen such that $B_0^{disk}(r_{obs}, z_{obs}) = -1 \mu\text{G}$ at our observation point ($r_{obs} = 8.5$ kpc, $z_{obs} = 0$), the minus sign arising from the fact that the local galactic magnetic field is nearly directed in the $-\hat{\phi}$ direction. The $\text{th}^2(r)$ factor has been introduced just to insure that there are no singularities in the $r = 0$ axis, since otherwise a singular drift current along that axis would be artificially produced. Notice also that this regular field component has reversals in its direction for $r = 4, 8, 12$ and 16 kpc.

The halo component can be described either by a field structure with radial reversals and also symmetric with respect to the galactic plane (denoted by R - S), or by a model without radial reversals (denoted NR) which may correspond to an independently generated halo field. In the latter case four different configurations arise from choosing the relative orientation of the halo field relative to the disk

one, and from the symmetry with respect to the galactic plane (S models having $B(r, -z) = B(r, z)$, while A models having $B(r, -z) = -B(r, z)$). In this work, we will consider only the $NR-A+$ and $NR-S+$ cases, the $+$ sign denoting that $\text{sign}(B_0^{halo} \cdot B_0^{disk}) > 0$ at our galactocentric radius for $z > 0$, since a detailed discussion comparing the different field configurations has already been worked out previously [13].

The halo component is then taken as

$$B_0^{halo}(r, z) = B_h \sqrt{\frac{1 + (r_{obs}/r_c)^2}{1 + (r/r_c)^2}} \text{th}^2 \left(\frac{r}{1 \text{ kpc}} \right) \frac{1}{\cosh(z/z_h)} \mathcal{R} \quad , \quad (6)$$

where the normalization factor is assumed to be $B_h = -1 \mu\text{G}$, and a halo scale height z_h is introduced in the vertical profile function. The function \mathcal{R} is just unity for the symmetric halo case, and it is taken as $\mathcal{R}(z) = \tanh(z/z_d)$ in the case of a halo model antisymmetric with respect to the galactic plane. The Faraday rotation measures of pulsars and extragalactic radio sources might indicate that the global field structure is best described by a bi-symmetric spiral field in the disk with reversed direction from arm to arm, and an azimuthal field in the halo with reversed directions below and above the galactic plane, which could correspond to an A0 dynamo field configuration [22]. In that case, the $NR-A+$ field model may reflect appropriately the main features of the large-scale galactic field structure. However, according to present observational data, the origin of the galactic field in the halo could also be related to the origin of the disk field, for instance if a galactic wind is present, somehow extending the field disk properties into the halo. Hence, the $NR-S+$ field model, as well as other variants discussed in ref. [13], are also plausible.

For the random component, its intensity is taken as

$$B_{rand}(r, z) = B_r \sqrt{\frac{1 + (r_{obs}/r_c)^2}{1 + (r/r_c)^2}} \frac{1}{\cosh(z/z_r)} \quad , \quad (7)$$

where z_r is the corresponding scale height and B_r the local rms amplitude.

The source term in the diffusion equation is assumed to take the form $Q(r, z) = \mathcal{Q}(r)\theta(h_s - |z|)$, with $h_s = 200 \text{ pc}$, and where the radial profile of the source distribution is considered to be either localized at a given radius r_s (i.e. $\mathcal{Q}(r) = \delta(r - r_s)$), or as being constant within an inner and an outer radius.

Since we deal here with a rigidity-dependent scenario, the results obtained depend on E/Z and a convolution of the contribution of each component of charge Z has to be made summing over all components in order to get the all-particle prediction. The source spectrum of a given CR component of charge Z is assumed to have an energy dependence $dQ_Z/dE \propto E^{-\beta_Z}$, where the normalization factors and spectral indices were obtained from the experimental data at low energies below the

knee [23, 24], which provide the local observed spectral indices $\alpha_Z = \beta_Z + 1/3$, and extrapolated to higher energies without considering upper cutoffs. Also the relative abundances of the different elements were obtained from the same fits to the low energy observed CR densities [23, 24]. In addition, an isotropic extragalactic component given by

$$\left(\frac{dN}{dE}\right)_{XG} = 1.7 \times 10^{-33} \left(\frac{E}{10^{19}\text{eV}}\right)^{-2.4} \text{ m}^{-2}\text{s}^{-1}\text{sr}^{-1}\text{eV}^{-1} \quad (8)$$

is added to the galactic flux as well. The energy dependence assumed for the extragalactic CR contribution is similar to that inferred for the production at the sources (i.e. $\beta \simeq 2.4$), since diffusion effects cannot enhance this flux. The amplitude of the extragalactic component is normalized to fit the observed fluxes for $E \simeq 10^{19}$ eV.

In figure 1, the CR spectra and anisotropy amplitudes obtained for both the *NR-A+* and *NR-S+* field models are compared to the observations from several experiments [25, 26, 4]². The set of field parameters (B_r, z_d, z_h, z_r) used for each model is indicated in the figure in μG and kpc respectively. The effects of varying either the field model parameters or the source distribution have already been discussed in detail in ref. [13]. Very briefly, a turbulence increase, which can be performed either by increasing the random field rms amplitude B_r or by increasing the random field scale height z_r , or also by decreasing the vertical scale heights z_d and z_h of the regular components, tends to suppress the drift effects, thus yielding larger fluxes and shifting the bent in the spectrum to larger energies. On the other hand, the drift effects are stronger the farther the source is located, since the drift currents can remove the propagating CRs from the galactic plane all the way from the source to the observer. Moreover, extended source distributions tend to produce flatter spectra due to the smaller associated density gradients. The plots of figure 1 also show that, when considering an extended ring of sources with constant strength, the dominant observed flux is produced near the border which is closest to the observation point.

From figure 1 we observe that, assuming quite plausible field model parameters, the diffusion/drift scenario is capable of reproducing remarkably well not only the observed CR spectrum, but also the anisotropy measurements. Notice from Eqs.(1) and (4) that $|\nabla N|$ plays a crucial role in the enhancement of the anisotropy amplitude, and thus it turns out that close by sources produce larger anisotropies as compared to farther ones. The effect of considering extended source distributions

²The anisotropy experimental data points are obtained from the amplitude of the first harmonic in right ascension A , which is related to the anisotropy δ through $A = \delta \cos d \cos \lambda$, where d is declination at which the observations are performed and λ is the latitude of the direction where the flux is maximum. The plotted points correspond to $A/\cos d$ for the different experiments, and thus are actually a lower limit for δ , as $\cos \lambda$ cannot be recovered from right ascension harmonic analysis.

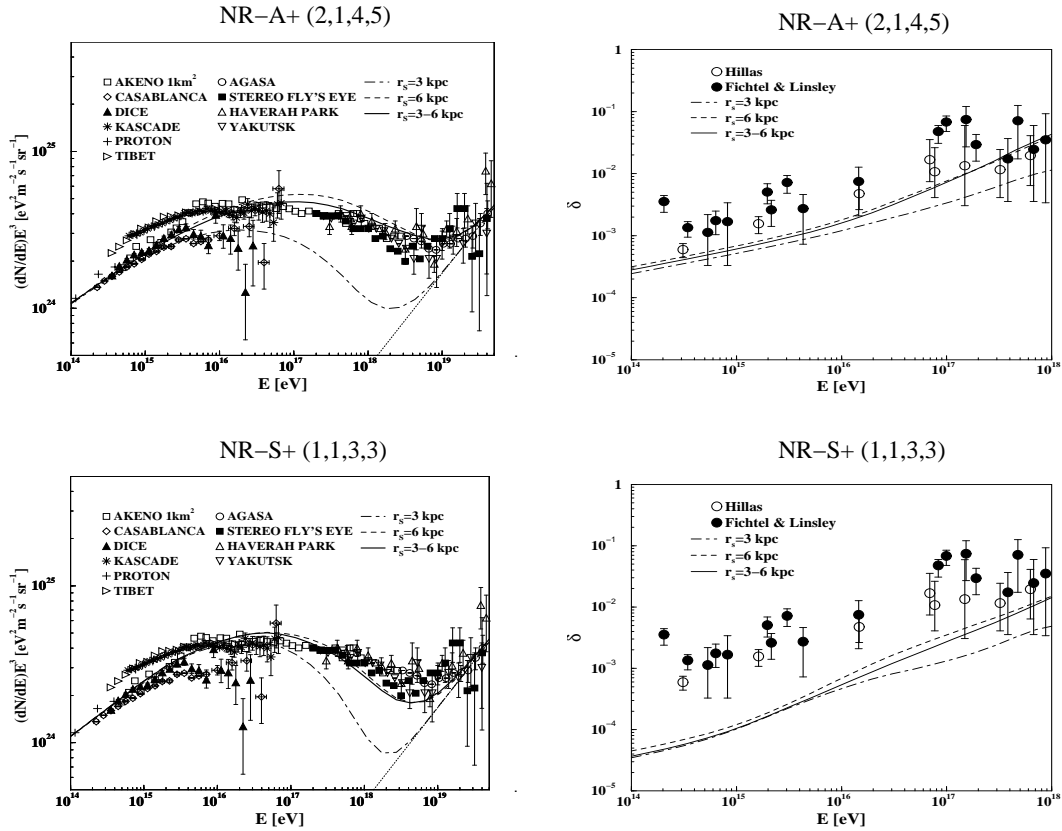


Figure 1: CR spectra and anisotropy amplitudes computed for different galactic magnetic field models and defining parameters, which are indicated as (B_r, z_d, z_h, z_r) in μG and kpc respectively. The dotted straight lines correspond to the extragalactic flux given by Eq.(8). Also shown are the relevant experimental data points.

may be thought as given by the sum of the results produced by localized sources, weighted by the relative contribution of each one to the total CR density observed. Hence, it can happen that just a small region within the extended distribution gives the overwhelming contributions to the total CR flux and anisotropy observed. However, it can also happen that different regions in the source distribution contribute with CR drift currents directed along very different directions and comparable in magnitude, giving some regions of suppressed anisotropy, while producing anisotropy enhancements in others. Anyhow, the results shown for localized sources should be indicative of the actual trend that would be obtained for different source distributions, as follows from figure 1.

Although some results for the $NR-S+$ case exhibit somewhat low anisotropies, it should be noticed that, even in the case of localized sources, we are actually dealing with rings around the galactic center, since non-central point-like sources would break the azimuthal symmetry assumed. Removing this simplifying assumption and solving the CR diffusion equation for a point-like nearby source, a further increase in the anisotropy amplitude might be achieved. Indeed, it has been recognized that the effect of discrete nearby sources, as for instance pulsars and supernova remnants such as Vela, Loop III and Geminga [27, 20], could actually give the dominant contribution to the observed anisotropies at low energies below the knee. The precise estimate of this effect requires however the knowledge of the spatial distribution, power, age, and evolution of the sources. Hence, an accurate fit of our results to the experimental data below the knee is not really necessary, but it is reassuring to observe that the predictions within this scenario tend to exhibit a quite acceptable agreement with observations above the knee.

In performing the sum over all components in order to obtain the all-particle CR flux, we have taken into account the contribution of all nuclear species from hydrogen to nickel. We have actually also explored the possible contribution of heavier elements up to uranium, following ref. [24]. While the spectral indices of the elements with $Z \leq 28$ are measured at low energies (below $\sim 10^{14}$ eV), and then the inferred source index β_Z is simply extrapolated to higher energies assuming that it remains constant, there is no information available on the spectral indices corresponding to ultra-heavy elements (i.e., with $Z > 28$). It was proposed in ref. [24] to obtain them just extrapolating the possible Z -dependence of the observed spectral indices of the lighter elements, using a parametrization given by $-\alpha_Z = A + BZ^C$ to fit the data. While this three-parameter expression favored a non-linear extrapolation (with $C = 1.51 \pm 0.13$), also the case of a linear extrapolation (i.e, $C \equiv 1$) was considered and found to fit well the measured spectral indices [24]. Assuming the linear extrapolation of spectral indices, we found that the contribution of ultra-heavy elements is completely negligible within the diffusion/drift scenario. These ultra-heavy elements would only have a noticeable effect with the extreme non-linear extrapolations (for which for instance the spectral index for uranium

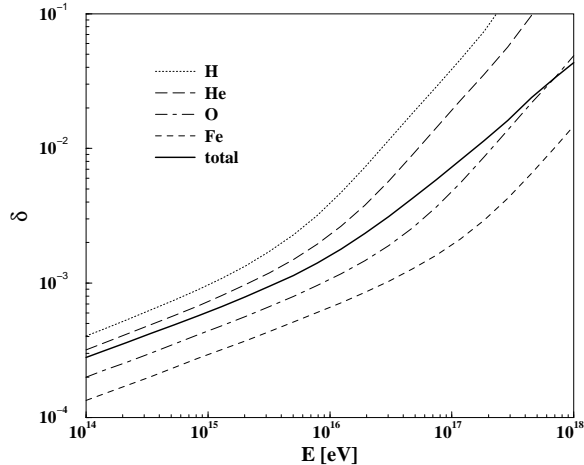


Figure 2: Anisotropy amplitudes corresponding to the main galactic CR components, namely protons and nuclei of helium, oxygen and iron. For comparison, also the total (galactic plus extragalactic) anisotropy amplitude is shown. The data correspond to the $r_s = 3 - 6$ kpc extended source ring, the $NR-A+$ case and the same field parameters as in figure 1.

results $\alpha_U \simeq 1.9$), but in our model this could not lead to a sufficient suppression of the spectrum above 10^{17} eV, unless one adopts an upper rigidity cutoff in the source near $E \simeq Z \times 10^{17}$ eV. In ref. [24] instead, an ad hoc steepening at the knee of $\Delta\alpha \simeq 2$ was adopted, and the resulting suppression was actually too large above the second knee. One could also mention that the most natural expectation would be to have an universal rigidity source spectrum, and hence the differences in the spectral indices observed at low energies most likely would reflect the effects of spallation processes affecting heavy nuclei. In this case no particular enhancements of ultra-heavy nuclei above the knee should be expected.

The anisotropy amplitudes of different galactic CR components are plotted in figure 2 as functions of the energy, for the $r_s = 3 - 6$ kpc extended source ring, the $NR-A+$ case and the same field parameters as before. As expected within the diffusion/drift scenario, the onset of the drift-dominated regime is a rigidity-dependent phenomenon that increases the anisotropy of all galactic CR components. It should be pointed out that, although light elements (particularly protons and He nuclei) are strongly suppressed at high energies due to leakage effects, they still contribute significantly to the total anisotropy. For instance, He nuclei are found to contribute around 30 – 40% of the total galactic CR anisotropy in the whole energy range between 10^{14} and 10^{18} eV for the case shown in figure 2, even though its abundance falls below 10% at 10^{18} eV. It would certainly be of great interest to resolve observationally the anisotropies of separate CR components around and above the

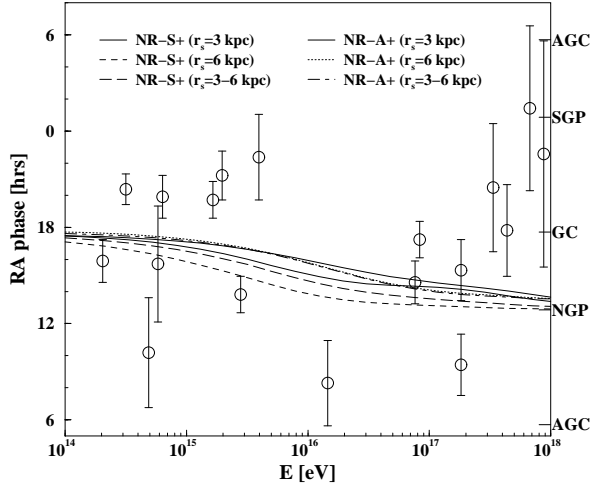


Figure 3: Anisotropy phase of first harmonic in right ascension vs. energy obtained for the same cases as in figure 1. For comparison, experimental data measured by different experiments is also shown. The labels on the right indicate the directions of maximum CR intensity (AGC: Anti Galactic Center, NGP: North Galactic Pole, etc.), taking into account that δ is contained in the r - z plane.

knee, since that could help discriminate among some of the models proposed so far. Indeed, KASCADE may actually be capable of performing this kind of observations in the near future³.

In figure 3 we display the anisotropy phase of first harmonic in right ascension vs. energy, again compared to the experimental observations compiled in refs. [26, 4], for the same cases considered in figure 1. At low energies, the transverse diffusion dominates and the direction of maximum intensity corresponds to the galactic center, as expected [17]. At higher energies the phase of the anisotropy depends actually on the detailed geometry of the regular field adopted, but in the models considered the differences are not large. However, as shown in ref. [17], for other magnetic field models the anisotropy maximum may point towards the galactic center near 10^{18} eV.

As a summary, in this work we considered the diffusion/drift model to study the propagation of galactic CRs. In agreement with previous results [13, 17], we find that this scenario explains remarkably well the observed spectrum from below the knee up to the ankle, and in particular the changes in spectral slope at the knee and at the second knee. Furthermore, from the very nature of this scenario, the anisotropy amplitude naturally experiences a crossover from the transverse diffusion dominated regime to the drift dominated one, which shows up around the knee region. Indeed,

³We thank Ralph Engel for bringing this issue to our attention.

this is a particular feature that very clearly differentiates this diffusion/drift scenario from other proposals in which such a change in the energy dependence of the anisotropy amplitude is not to be expected. Recalling some well known statements claiming a kind of correlation between the spectrum steepening at the knee and the occurrence of an anisotropy enhancement [26], one could hence expect anisotropy considerations to favor this kind of scenarios against other proposals. Hence, more detailed and precise measurements concerning anisotropy observations will certainly be decisive in order to test this diffusion/drift scenario, as well as the other models proposed so far, and could also contribute significantly to our knowledge on the galactic field structure and the galactic CR source distribution.

Acknowledgments

Work supported by CONICET and Fundación Antorchas, Argentina.

References

- [1] P.O. Lagage and C.J. Cesarsky, *Astron. Astrophys.* **118** (1983) 223; *Astron. Astrophys.* **125** (1983) 249.
- [2] P.L. Biermann, *Inv. Rap. High. Papers* 45, 23rd ICRC, Calgary, 1993.
- [3] L.C. Drury et al., *Astron. Astrophys.* **287** (1994) 959.
- [4] C.E. Fichtel and J. Linsley, *ApJ* **300** (1986) 474.
- [5] J.R. Jokipii and G.E. Morfill, *ApJ* **312** (1986) 170.
- [6] K. Kobayakawa, Y.S. Honda, and T. Samura, *Phys. Rev. D* **66** (2002) 083004.
- [7] S. Karakula and W. Tkaczyk, *Astrop. Phys.* **1** (1993) 229.
- [8] J. Candia, L.N. Epele, and E. Roulet, *Astrop. Phys.* **17** (2002) 23.
- [9] A.D. Erlykin and A.W. Wolfendale, *Astrop. Phys.* **7** (1997) 203; *Astrop. Phys.* **10** (1999) 69.
- [10] S.I. Syrovatsky, *Comm. Astrophys. Space Phys.* **3** (1971) 155.
- [11] J. Wdowczyk and A.W. Wolfendale, *J. Phys. G* **10** (1984) 1453.
- [12] V.S. Ptuskin et al., *Astron. Astrophys.* **268** (1993) 726.
- [13] J. Candia, E. Roulet and L.N. Epele, *J. High Energy Phys.* **12** (2002) 033.

- [14] S.P. Swordy et al., *Astrop. Phys.* **18** (2002) 129.
- [15] S.P. Swordy and D.B. Kieda, *Astrop. Phys.* **13** (2000) 137.
- [16] K.-H. Kampert et al., KASCADE Collaboration, OG. 1.2.11, 26th ICRC, Salt Lake City, 1999; *ibidem*, astro-ph/0102266.
- [17] J. Candia, S. Mollerach, and E. Roulet, *J. High Energy Phys.* **12** (2002) 032.
- [18] R.H. Kraichnan, *Phys. Fluids* **8** (1965) 1385.
- [19] M. Teshima et al., 27th ICRC, Hamburg, 2001.
- [20] V.S. Berezhinskii et al., *Astrophysics of Cosmic Rays*, Amsterdam: North Holland, 1990.
- [21] R.W. Clay and G.K. Smith, *Pub. Astron. Soc. Aust.* **13** (1996) 121.
- [22] J.L. Han et al., astro-ph/0211197, to appear in *Radio Pulsars*, APS Conf. Ser., edited by M. Bailes et al.
- [23] B. Wiebel-Sooth and P.L. Biermann, *Astron. and Astrophys.* **330** (1998) 389.
- [24] J.R. Hörandel, *Astrop. Phys.* **19** (2003) 193.
- [25] M. Nagano and A.A. Watson, *Rev. of Mod. Phys.* **72** (2000) 689.
- [26] A.M. Hillas, *An. Rev. Astron. Astrophys.* **22** (1984) 425.
- [27] L.I. Dorman, A. Gkhosh and V.S. Ptuskin, *Pis'ma Astron. Zh.* **10** (1984) 827 [*Sov. Astron. Lett.* **10** (1984) 345].