

****TITLE****

*ASP Conference Series, Vol. **VOLUME***, **YEAR OF PUBLICATION***

****NAMES OF EDITORS****

Early Hard X-ray Afterglows of Short GRBs with Konus Experiments

D.D.Frederiks, R.L.Aptekar, S.V.Golenetskii, V.N.Il'inskii, E.P.Mazets,
and V.D.Palshin

*A.F.Ioffe Physico-Technical Institute, Politekhnicheskaya 26,
St.Petersburg, 194021, Russia
e-mail: fred@mail.ioffe.ru*

T.L.Cline

*NASA Goddard Space Flight Center, Code 661, Greenbelt, MD 20771,
USA*

Abstract. For a ten of 125 short GRBs observed by Konus-Wind and the Konus-A the existance of statistically significant flux of hard photons accompanying initial event for a time of tens to hundred seconds after the trigger was revealed. Temporal, spectral, and energetic characteristics of these events are presented. The statistical analysis of the whole burst sample reveals that the afterglow is a more common feature of short GRBs.

1. Introduction

The gamma-ray burst (GRB) duration has a bimodal distribution (Mazets et al. (1981), Norris et al. (1984); Hurley (1992); Kouveliotou et al. (1993)). This indicates the existence of two distinct morphological classes of events, namely short-duration (< 2 s) bursts and long-duration (> 2 s) bursts. Approximately 20 per cent of the observed bursts are short. Their energy spectra are usually harder than the spectra of long bursts (Kouveliotou et al. 1993).

Searches for the optical and radio afterglow of short GRBs have been carried out in only a few cases. Four GRBs were localized with high accuracy by the Interplanetary Network (IPN) (Hurley et al. 2002). Nighther optical nor radio afterglow emission was detected for these four events. No X-ray counterparts have been detected so far for the short bursts localized by Beppo-SAX (Gandolfi et al. 2000) or by HETE-2 (Lamb et al. 2002). The rapid follow-up observations have resulted in only upper limits on the brightness of the afterglows from these GRBs.

At the same time early X-ray and gamma-ray afterglows of short bursts were detected in a bumper cases by the GRB detectors themselves, in time intervals from seconds to tens of seconds after the trigger. BATSE observations showed that such a weak afterglow exists for some of the short bursts, lasting several tens seconds (Burenin, 2000; Lazatti et al. 2001; Connaughton, 2002). The afterglows of short GRBs were also detected by the Konus-Wind experiment.

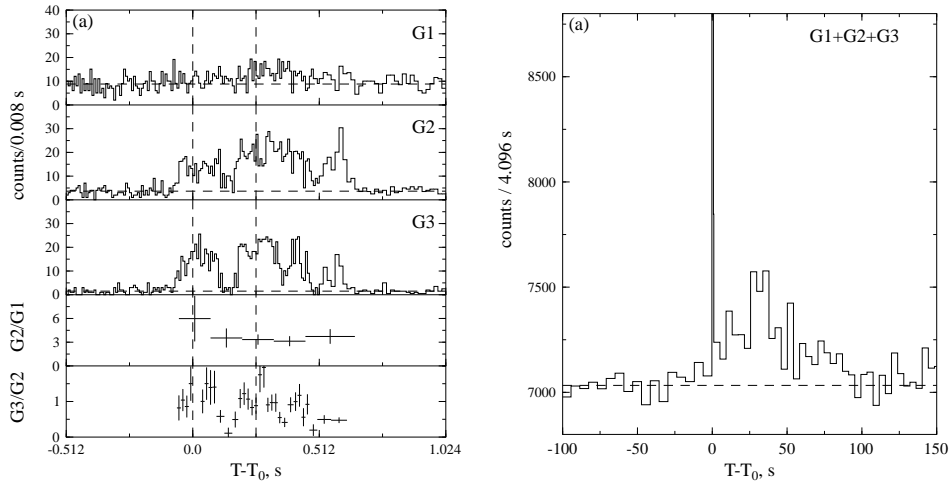


Figure 1. Light curves of GRB990712a (left panel) and postburst emission (right panel).

Post-burst emission in the energy range below 1 MeV is seen for about 10 per cent of events. The statistical analysis of the whole Konus-Wind and Konus-A short burst sample reveals that the afterglow is a more common feature of short GRBs.

2. Individual Bursts

The early afterglows of short GRBs are observed for 11 short bursts, i.e. GRB 9511014a, 980605, 980706a, 981107, 990313, 990327, 990516, 990712a, 000218, 000701b, and 000727. These afterglows appear in time intervals from several seconds up to 100 seconds after the trigger.

A limited volume of this proceeding doesn't allow us to present all illustrations. One can find lightcurves and spectra of these events as well as fluence, peak flux, and spectral parameters tables in the "Konus Catalog of Short GRBs" (Mazets et al. 2002). The electronic version of the catalog is available at <http://www.ioffe.ru/LEA/shortGRBs/Catalog/>. Let us look now at a typical example.

Figure 1 presents on the left panel light curves of GRB990712a (UT 27915.510 s) in three energy windows: 10-50, 50-200, and 200-750 keV. On the right panel there is the light curve of postburst emission for combined 10-750 keV energy range. An emission is seen up to 150 seconds after the burst trigger on the level up to 2×10^{-7} erg cm $^{-2}$ s $^{-1}$ compared to 5×10^{-5} erg cm $^{-2}$ s $^{-1}$ for the main event.

Most of the considered events are typical short GRBs with hard spectrum. On the left panel of Figure 2 an energetic spectrum of GRB990712a is shown. Solid line is a best fit by COMP model with $\alpha = -0.2$ and $E_0 = 610$ keV. The spectral composition of the post burst emission (right panel) generally fits to power law with indices in the 1.3-2.5 range.

3. Statistical Studies

While other events don't exhibit such "visual" evidences, very stable radiation background conditions of the Konus-Wind experiment allow us to perform search of post-burst emission on the summed up lightcurves of short GRBs not included in the discussed set.

For this analysis we used "background mode" 50–750 keV data sampled with bins of 2.944 s. For the summed-up lightcurves of 100 events a post-burst emission at the level of 1.5 ± 0.4 counts s^{-1} burst $^{-1}$ was found in 5–100 s interval after the GRB. Taking in consideration an effective area of Konus-Wind detector this magnitude is comparable with (Connaughton, 2002).

Another interesting characteristic is a "normalized afterglow flux" F_a/F_b , i.e. a countrate divided by a "GRB bin" countrate. In Figure 3 (left panel) F_a/F_b is plotted versus time after the trigger for the sums of 20 and 60 strongest events. On the right panel this characteristic is plotted versus peak burst count rate for 90 events gruped by 10. One can see that the magnitude of relative afterlow emission remains on the comparable level for groups of different intensity GRBs, being limited only by statistics for weaker events. It leads us to a conclusion that an afterglow is a more common feature of short GRBs.

4. Concluding Remarks

This work was supported by Russian Aviation and Space Agency Contract, and RFBR grant N 01-02-17808.

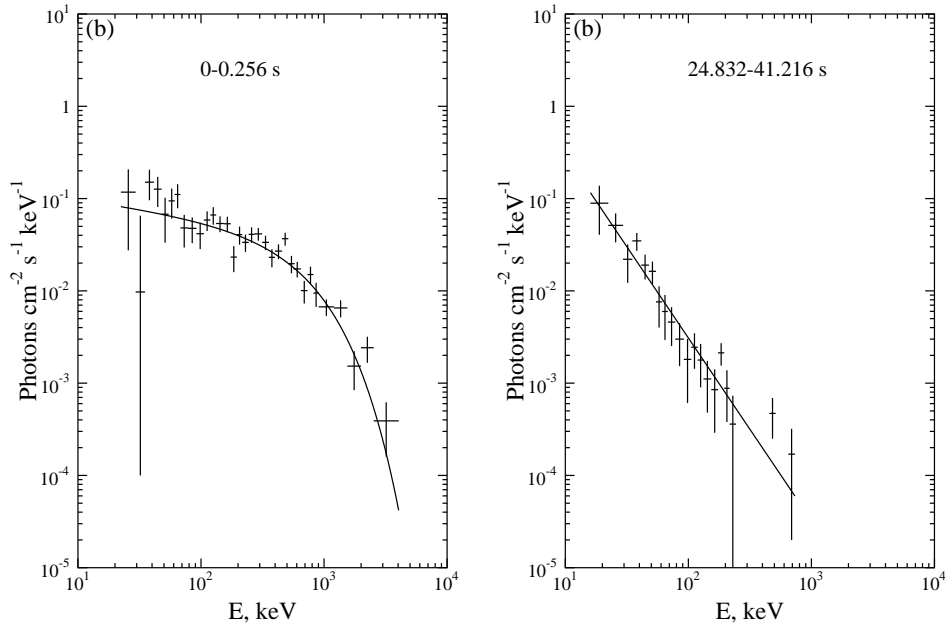


Figure 2. Energy spectra of GRB990712a (left panel) and postburst emission (right panel).

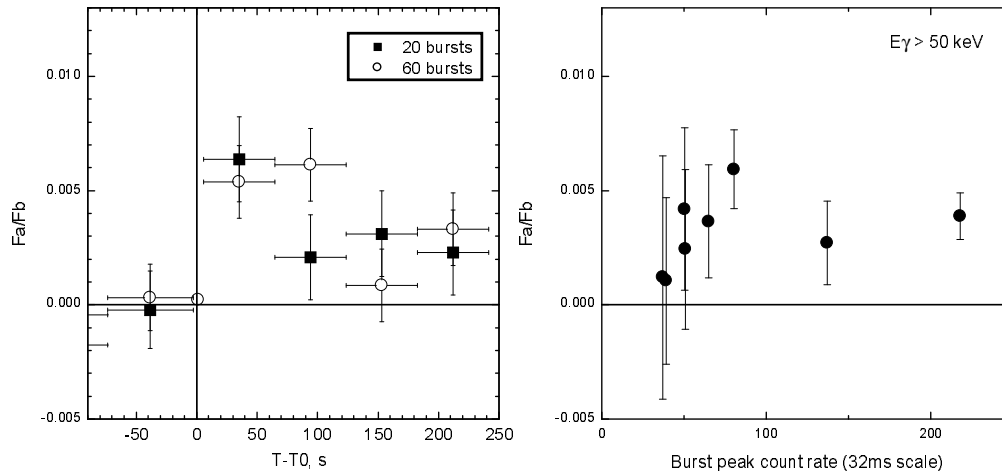


Figure 3. Left: normalized afterglow flux for the samples of 20 and 60 background subtracted and peak aligned bursts. Right: normalized afterglow flux (80 s) versus burst peak count rate (32 ms). Each point represents a 10 burst sample.

References

- Burenin, R. A. 2001, *Astronomy Letters*, 26, 269
 Connaughton, V. 2002, *ApJ*, 567, 1028
 Hurley, K. 1992 in *AIP Conf. Proc.*, 265, *Gamma-Ray Bursts*, ed. W. Paciasas and G. Fishman (New York: AIP), 304
 Hurley, K., et al. 2002, *ApJ*, 567, 447
 Kouveliotou, C., et al. 1993, *ApJ*, 413, L101
 Lazzati, D., Ramirez-Ruiz, E. and Chisellini, G. 2001, *A&A*, 379, L39
 Mazets, E. P., et al. 1981, *Ap&SS*, 80, 119
 Mazets, E. P., et al. 2002, astro-ph 0209219, submitted to *ApJS*
 Norris, J., et al. 1984, *Nature*, 308, 434