

Assessing the Effects of the Uncertainty in Reheating Energy Scale on Primordial Spectrum and CMB

Bo Feng,¹ Xiaobo Gong,^{1,2} Xiulian Wang¹

¹ Institute of High Energy Physics, Chinese Academy of Science, P.O. Box 918-4, Beijing 100039, P.R. China

² Department of Physics, Peking University, Beijing 100871, P.R. China

The details of reheating energy scale ρ_{reh} is largely uncertain today, independent of inflation models. This would induce uncertainty in predicting primordial spectrum. Such uncertainty could be very large, especially for spectra with large running n_s . We find that for some inflation models with a large $d \ln n_s(k)/d \ln k$, ρ_{reh} could be highly restricted by current CMB observations.

The cosmic microwave background radiation (CMBR) anisotropy for the l -th multipole C_l by definition is related to the angular correlation function[1]:

$$\langle \Delta(\vec{n}_1) \Delta(\vec{n}_2) \rangle \equiv \frac{1}{4\pi} \sum_{l=0}^{\infty} (2l+1) C_l P_l[\cos(\vec{n}_1 \cdot \vec{n}_2)], \quad (1)$$

and for scalar temperature modes

$$C_l^S \equiv \frac{2\pi}{l(l+1)} \tilde{C}_l = \frac{4\pi}{(2l+1)} \int \frac{dk}{k} T_l^2(k) P_S(k), \quad (2)$$

where $T_l(k)$ is the transfer function and $P_S(k)$ is the primordial spectrum from inflation. The scalar spectrum index is defined as $n_s(k) \equiv 1 + d \ln P_S(k)/d \ln k$.

Usually one can specify the k modes during inflation basing on the e-folds number $N(k)$ before the end of inflation[2]:

$$N(k) = 62 - \ln \frac{k}{a_0 H_0} - \ln \frac{10^{16} GeV}{V(k)^{1/4}} + \ln \frac{V(k)^{1/4}}{V_{end}^{1/4}} - \frac{1}{3} \ln \frac{V_{end}^{1/4}}{\rho_{reh}^{1/4}}, \quad (3)$$

where $V(k)$, V_{end} denote the inflaton potential at $k = aH$ and at the end of inflation respectively, ρ_{reh} is the energy density when reheating ends, resuming a standard big bang evolution. Commonly one takes $a_0 = 1$, where the subscript '0' denotes the present value. For a given model of inflation(which ends naturally), $P_S(a/a_{end})$ or $P_S(N)$ can be exactly formulated, however $N(k)$ cannot be specified accurately in the lack of details of reheating. Consequently, we are unable to tell precisely when a mode k leaves out horizon, and there exists an uncertainty in predicting the primordial spectrum and its effects on \tilde{C}_l . In this paper we study in detail two effects related to the uncertainty of $N(k)$: the normalization of inflaton's potential and the effects on the spectrum of CMBR.

Commonly one assumes $n_s = \text{constant}$ without using specific inflation models when fitting cosmological parameters to observations. An analysis by Wang *et al.* [3] gave that current observations indicated $n_s = 0.91_{-0.07}^{+0.15}$. However, for a general inflation model, it does not give exactly $n_s = \text{constant}$. Sometimes significant scale-dependence of $n_s(k)$ is possible and allowed by current data[4, 5, 6]. It is often important to relate primordial spectra from specific inflation models with CMBR observations for constraining model parameters, making distinctive predictions and excluding some certain inflation models.

When applying k to P_S , a typical method is to specify a mode around the COBE pivot scale $k_{COBE} \approx 7.0 a_0 H_0$ [7]. The three undecided energy scales $V(k_{COBE})$, $V_{end}^{1/4}$ and $\rho_{reh}^{1/4}$ give a typical range of $N(k_{COBE}) = 40 \sim 60$ [2], it is

even possible that $N(k_{COBE}) = 0 \sim 60$ [4] if there exists thermal inflation[8]. The fit to CMB data can give an estimation of $V(k_{COBE})$ [7] for specific inflation models[4]. However the reheating energy scale cannot be restricted stringently by observations today. Phenomenologically $\rho_{reh}^{1/4}$ can be in the range of $1MeV \sim 10^{16}GeV$, which based on Eq.3, gives rise to an uncertainty of 15 in N_{COBE} .

If the slow rolling(SR) parameter ϵ is small enough, the effect of changing $N(k_{COBE})$ is exactly like a horizontal translation in the $P_S(k) - k$ picture. When the primordial spectrum is scale invariant, the translation changes nothing. As long as $P_S(k)$ is tilted, choosing $a_1 H_1$ or $a_2 H_2$ as k_{COBE} would globally change the value of $P_S(k)$. When $n_s(k)$ is scale independent, different choice of k_{COBE} will change $P_S(k)$ to $cP_S(k)$, where c is a constant, acting also like a vertical shift of $P_S(k)$ in the $P_S(k) - k$ picture. In Fig.1 we show the effect of choosing different N_{COBE} . Assuming the Hubble constant H remains the same on the shown scale, although $P_S(N)$ is exactly known, $N_{COBE} = 50$ or 60 will give different value for $P_S(k)$. Assuming constant n_s and no gravitational waves, Bunn and White's fitting to COBE observation gives[9]:

$$|\delta_H(k_{COBE})| = 1.94 \times 10^{-5} \times \Omega_0^{-0.785-0.05 \ln \Omega_0} \exp[-0.95(n_s - 1) - 0.169(n_s - 1)^2], \quad (4)$$

with an uncertainty less than 10% , where

$$\delta_H(k) = \frac{2}{5} \frac{g(\Omega_0)}{\Omega_0} P_S^{1/2}(k) \quad (5)$$

and

$$g(\Omega_0) = \frac{5}{2} \Omega_0 \left(\frac{1}{70} + \frac{209\Omega_0}{140} - \frac{\Omega_0^2}{140} + \Omega_0^{4/7} \right)^{-1}, \quad (6)$$

with less than 5% uncertainty for $g(\Omega_0)/\Omega_0$. $P_S(k_{COBE})$ has been stringently restricted for given n_s and Ω_0 . On the other hand, taking single-field inflation model $V = V_0 f(\phi/\mu)$ as a example, one has

$$P_S(k) \propto \frac{V^3}{V_\phi^2} \propto V_0. \quad (7)$$

For different N_{COBE} , V_0 has to be chosen differently to match the COBE normalization. For $n_s = 0.84$, $\Delta N = 15$ the uncertainty on the amplitude of V_0 is about $e^{15(1-0.84)} \approx 11$.

In some sense the uncertainty of V_0 matters little, since current inflation theories can not physically give exact value of V_0 . V_0 can even be used as a free parameter to be normalized by CMB and LSS observations. For $n_s = \text{constant}$, the effects caused by the uncertainty of N_{COBE} will be fully cancelled by normalization. However, in the case of $dn_s/d \ln k \neq 0$, even if V_0 is best used, two normalized primordial spectra $P_S(k)$ with different choosing of $N(k_{COBE})$ still cannot fully overlap.

Now let us study the effects on CMB. For simplicity we have fixed the cosmological parameters as $h = .64$, $\Omega_\Lambda = 0.66$, $\Omega_b h^2 = 0.020$ and $\Omega_k = 0$ [3] in the following studies.

Firstly when the running of n_s is very small, the uncertainty of ρ_{reh} cannot bring forth observable effects in CMB. In Fig.2 we give an example

$$P_S(k) = A(k/k_\star)^{0.91-1-0.001 \ln(k/k_\star)}, \quad (8)$$

where the constant A is to be normalized. C_{0l} denotes C_l when setting $N_{COBE} = N_*$. For assessing the difference, we have used the cosmic variance values, where [10, 11, 12]

$$\Delta\tilde{C}_l = \sqrt{\frac{2}{2l+1}}\tilde{C}_l. \quad (9)$$

The two specified lines stand for choosing $N'_{COBE} = N_* + 15$ and $N_* - 15$ respectively. They are both within the cosmic variance of C_{0l} for $l \lesssim 2000$ and are hard to distinguish from C_{0l} . We've also checked the effect of choosing different n_* in Eq.8, and find the result remains the same for $0.84 < n_* < 1.06$. In this sense, for many inflation models in which $dn_s/d\ln k$ are very small, such as chaotic and natural inflation, the effect caused by the uncertainty of reheating temperature is negligible, provided V_0 can be normalized.

Secondly we rebuild a primordial spectrum with a constant running $dn_s/d\ln k = -0.022$:

$$P_S(k) = A(k/k_*)^{1.014-1-0.011\ln(k/k_*)}. \quad (10)$$

n_S runs from 1.06 to 0.84 on the scale relevant to CMB and LSS observations($k = 3 \times 10^{-4} \sim 6 \text{ hMpc}^{-1}$) [13] when choosing $k_* = k_{COBE}$. $P_S(k)$ with constant index $n_S = 0.91^{+0.15}_{-0.07}$ is allowed by current observations[3], phenomenologically such a running should also satisfy current observations. In Fig.3, C_{0l} stands for C_l when choosing $k_{COBE} = k_*$, and the two dashed lines are its cosmic variance limits. One can see C_{0l} is hardly distinguishable from the constant index spectrum case in which $n_S = 0.97$. As the figure also shows, one e-fold of uncertainty in N_{COBE} can not make difference out of cosmic variance if A can be best normalized. And it is obvious that if N_{COBE} varies larger than 10, i.e. when n_S is globally larger than 1.06 or less than 0.84, this spectrum will be excluded by current observations.

Significant scale dependent primordial spectrum can explain the tentatively observed feature at $k \sim 0.05 \text{ Mpc}^{-1}$ [14, 15], and in some degree solve the small scale problems of the ΛCDM model on dark halo densities and dwarf satellites[16], but it also can be easily excluded by current observations if $N(k)$ changes. The location of bump on P_S may be shifted to different k by the uncertainty of N_{COBE} , 15 e-fold of uncertainty can make the bump out of the range of CMB and LSS observation scale, being fully unobservable, or to any other mode where $k \neq 0.05 \text{ Mpc}^{-1}$, making the primordial spectrum disagree with the LSS and CMB observations. In the BSI [17] model which has been used to solve the ΛCDM puzzle on small scales, one requires a red-tilted $P_S(k)$ which is near scale invariant at scale $k = 3 \times 10^{-4} \sim 6 \text{ hMpc}^{-1}$ and damps severely at larger k , however the location of such feature is still sensitive to ρ_{reh} .

Now let us study a specific inflation model considered in ref. [5]:

$$V(\phi) = V_0(1 + \cos \frac{\phi}{f} + \delta \cos \frac{N\phi}{f}). \quad (11)$$

For the calculations here we've set $N = 300$, $\delta = 5 \times 10^{-5}$ and $f = 0.4 M_{Pl}$. Slow rolling is well satisfied for $N > 50$, using the SR parameter ϵ :

$$\epsilon = \frac{M_{Pl}^2}{16\pi} \left(\frac{V_\phi}{V} \right)^2, \quad (12)$$

where $V_\phi \equiv \partial V / \partial \phi$. One can easily get

$$P_S(k) = \frac{8}{3M_{Pl}^4} V(k) / \epsilon(k). \quad (13)$$

With the background values of the cosmological parameters mentioned above, COBE normalization predicts

$$V(k)^{\frac{1}{4}} \approx 6.4\epsilon^{\frac{1}{4}} \exp[-0.95(n_s - 1)/2 - 0.169(n_s - 1)^2/2] \times 10^{16} GeV \quad (14)$$

around k_{COBE} . For $0.84 < n_s < 1.06$ the exponential factor is negligible. The normalization to full current CMB and LSS data differs little with the COBE normalization. In Fig.4 the Hubble constant H remains almost constant for $N > 40$ and it changes no more than one percent on the full shown scale, rendering $d \ln k \approx dN$. $V(N)$ is also almost constant for $N > 40$ and $V^{1/4}(N > 40)/V_{end}^{1/4} \approx 2.0$, disregarding the exact values of V_0 . In the current CMB and LSS observation scale, the minimum value of k is about $k_0 = H_0$, the maximum possible value $N(k_0)$ is

$$N(k_0) \approx 62 - \ln\left(\frac{10^{16} GeV}{6.4 \times 10^{14} GeV}\right) + \ln 2 \approx 60.0 \quad (15)$$

where $\epsilon \sim 10^{-8}$. The corresponding spectrum index is $n_s(k_0) \approx 0.96$. As one can see from Fig.4, the primordial spectrum with a certain range where $N(k_0) > 60.0$ should also fit current CMB data well, but the details of this model has excluded the possibility. In the figure, $N = 52.6$ corresponds to $n_s = 0.84$. It is also obvious that for $n_s(k_0) \leq 0.84$, the model is excluded by current observations, and $n_s(k_0) > 0.84$ gives $\rho_{reh}^{1/4} > 10^5 GeV$. To avoid too many gravitinos, one requires $\rho_{reh}^{1/4} < 10^{10} GeV$ [18], i.e. $N(k_0) < 56.5$, $n_s(k_0) \leq 0.91$. Phenomenologically when thermal inflation follows, $N(k_0)$ can be much smaller, however, such spectra cannot satisfy current CMB data, as shown in Fig.5. Only a small range between the two dotted lines may be acceptable. In this range the spectrum has a large running $|dn_s/d \ln k| \sim 0.01$, such an n_s cannot be excluded by current CMB data, as can be seen from Fig.6 that it performs exactly like the constant $n_s = 0.9$ case. Meanwhile such a tilted spectrum exhibits the possibility of solving the CDM puzzle on small scales.

In summary, the uncertainties of ρ_{reh} has induced some difficulty in formulating $P_S(k)$ from inflation model. This led to additional degeneracy in the inflation parameter V_0 which otherwise could be highly restricted for specific inflation models[19]. For models in which $dn_s/d \ln k$ is small enough, the uncertainty is negligible. However, for models where the spectrum is significant scale-dependent, the difference induced by reheating can be very large as shown in this paper. Furthermore, for some specific inflation models which have large running n_s , current observations provide a constraint on the reheating temperature. Before concluding we should point that some aspects relevant to the uncertainty have been partly mentioned in Refs[4, 7, 20, 21], but our paper is different from those mentioned above since we mainly focus on the uncertainty of reheating and on restriction of ρ_{reh} .

We thank Dr. Mingzhe Li and Prof. Xinmin Zhang for discussions. We also acknowledge the using of CMBfast code[22]. This work is supported in part by National Natural Science Foundation of China and by Ministry of Science and Technology of China.

-
- [1] C. Ma, E.Bertschinger, *Astrophys. J.* **455**, 7 (1995).
 - [2] D.H.Lyth and A.Riotto, *Phys.Rept.* **314**, 1 (1999).
 - [3] X. Wang, M. Tegmark, M. Zaldarriaga, *Phys. Rev. D* **65**, 123001 (2002).
 - [4] D.H. Lyth and L.Covi, *Phys. Rev. D* **62**, 103504 (2000).
 - [5] X.Wang,B.Feng,M.Li, astro-ph/0209242.
 - [6] L.Covi, D. H. Lyth, A. Melchiorri, hep-ph/0210395.
 - [7] E.Bunn, A.Liddle and M.White, *Phys. Rev. D* **54**, 5917 (1996).

- [8] D. H. Lyth , E. D. Stewart, Phys. Rev. D **53**, 1784 (1996).
- [9] E.Bunn , M.White, Astrophys. J. **480**, 6 (1997).
- [10] Martin White, Lawrence M. Krauss, Joseph Silk, Astrophys. J. **418**, 535 (1993).
- [11] M.Zaldarriaga, U.Seljak, Phys. Rev. D **55**, 1830 (1997).
- [12] M.Kamionkowski, A.Kosowsky, A.Stebbins, Phys. Rev. D **55**, 7368 (1997).
- [13] M. Tegmark, M. Zaldarriaga, astro-ph/0207047.
- [14] L. M. Griffiths, J. Silk, S. Zaroubi, astro-ph/0010571.
- [15] J. Lesgourgues, D. Polarski, A. A. Starobinsky, Mon. Not. R. Astron. Soc. **297**, 769 (1998);
F. Atrio-Barandela, J. Einasto, V. Müller, J. P. Mücke and A. A. Starobinsky, Astrophys. J. **559**, 1 (2001).
- [16] M. Kamionkowski, A. R. Liddle, Phys. Rev. Lett. **84**, 4525 (2000);
A. R. Zentner, J.S. Bullock astro-ph/0205216 and reference therein.
- [17] A. A. Starobinsky, JETP. Lett. **55**, 489 (1992).
- [18] S.Sarkar, Rep. Prog. Phys. **59**, 1493 (1996).
- [19] See for an example, T.Moroi, T.Takahashi, Phys. Lett. B **503**, 376 (2001).
- [20] D. J. H. Chung, E. W. Kolb, A. Riotto and I. I. Tkachev, Phys. Rev. D **62**, 043508 (2000).
- [21] C.P. Burgess, J.M. Cline, F. Lemieux, R. Holman, hep-th/0210233.
- [22] U.Seljak, M.Zaldarriaga, Astrophys. J. **469**, 437 (1996);
<http://physics.nyu.edu/matiasz/CMBFAST/cmbfast.html>.

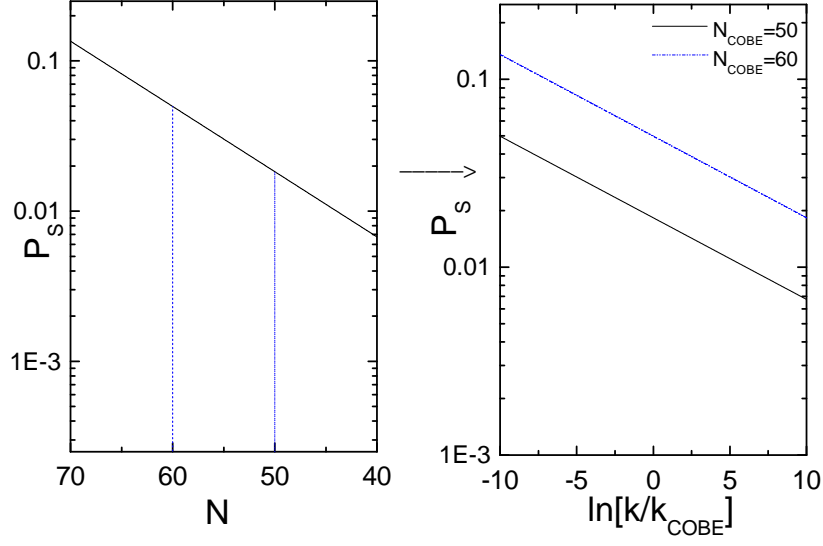


FIG. 1: Left: the primordial spectrum P_S as a function of the e-fold number N ; Right: P_S as a function of the wavenumber k . The figure illustrates the effect on $P_S(k)$ when choosing different N_{COBE} .

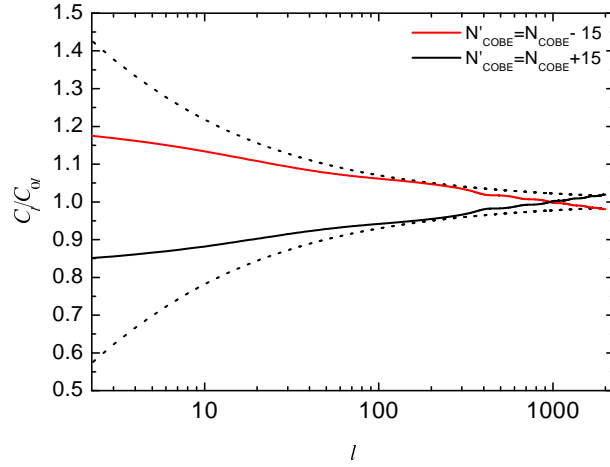


FIG. 2: The ratio of different CMB angular power spectra C_l relative to C_{0l} . C_{0l} stands for $n_S(k_{\text{COBE}}) = 0.91$ and $dn_S/d\ln k = -0.002$, the region between the two dashed lines are allowed by its cosmic variance.

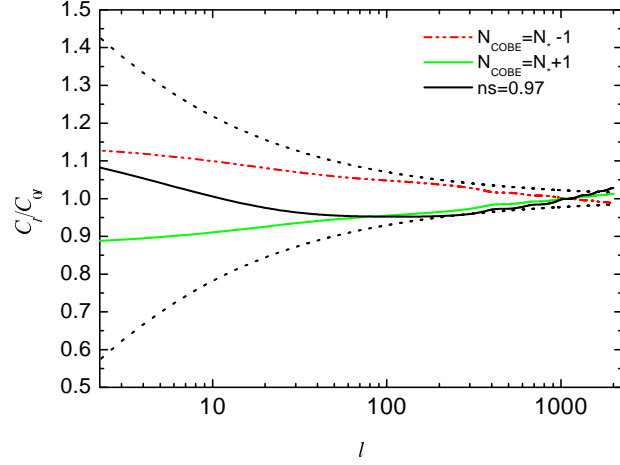


FIG. 3: C_{0l} stands for $n_S(k_{COBE}) = 1.014$ and $dn_S/d\ln k = -0.022$.

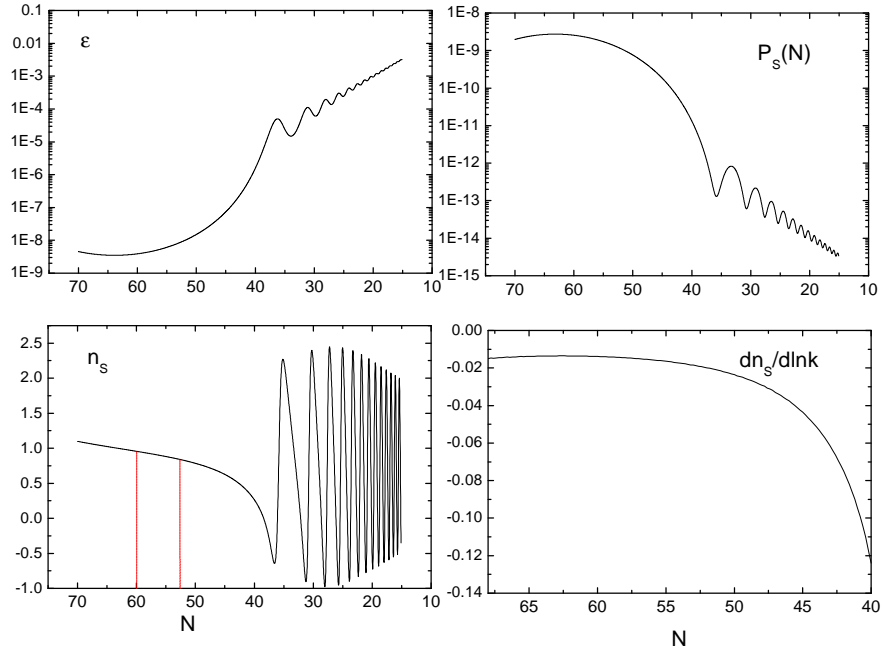


FIG. 4: The SR parameter ϵ , spectrum P_S , scalar spectra index n_S and its running $dn_S/d\ln k$ with $N = 300$, $\delta = 5 \times 10^{-5}$ and $f = 0.4M_{Pl}$ for $V(\phi) = V_0(1 + \cos \frac{\phi}{f} + \delta \cos \frac{N\phi}{f})$, the region within the two dashed lines is roughly allowed by the model and current observations for $k_0 = H_0$.

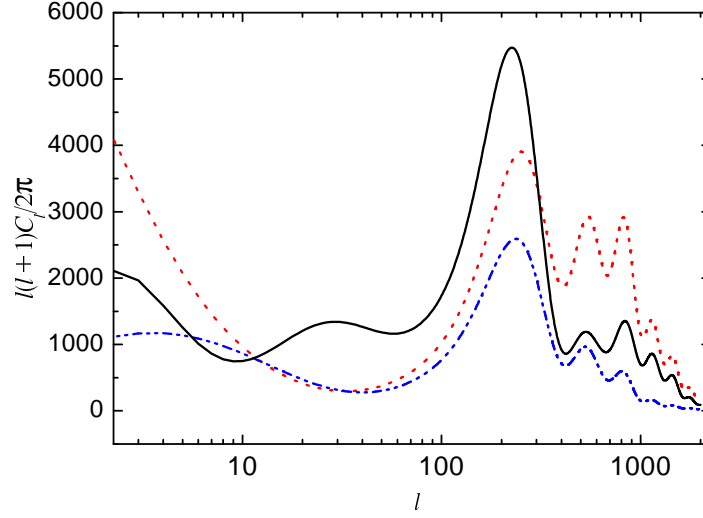


FIG. 5: CMB angular power spectra for choosing $N(k_{COBE})$ differently, assuming the existence of thermal inflation some time after the inflation in Eq.11. From left top to bottom, the lines stand for $N(k_{COBE}) = 37$, 27 and 32 respectively.

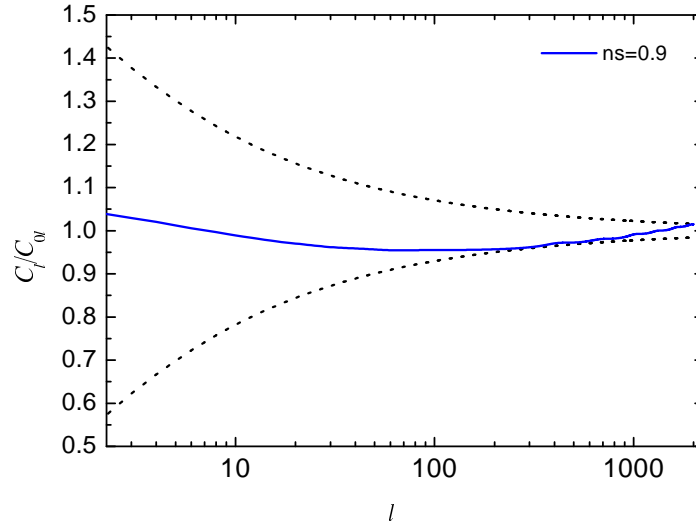


FIG. 6: C_{0l} stands for $N(k_0) \approx 60$ for the $P_S(N)$ shown in Fig.4 .