

Anomalous X-ray Pulsars: *Long-Term Monitoring* and *Soft-Gamma Repeater like X-ray Bursts*

F. P. Gavriil¹, V. M. Kaspi¹, and P. M. Woods²

¹*Physics Department, McGill University, Montreal, QC H3A 2T8, Canada*

²*Space Science Research Center, National Space Science and Technology Center, Huntsville, AL 35805, USA; Universities Space Research Association*

ABSTRACT

We report on long-term monitoring of anomalous X-ray pulsars (AXPs) using the *Rossi X-ray Timing Explorer (RXTE)*. Using phase-coherent timing, we find a wide variety of behaviors among the sources, ranging from high stability (in 1E 2259.1+586 in quiescence and 4U 0142+61), to instabilities so severe that phase-coherent timing is not possible (in 1E 1048.1–5937). We note a correlation in which timing stability in AXPs decreases with increasing $\dot{\nu}$. The timing stability of soft gamma repeaters (SGRs) in quiescence is consistent with this trend, which is similar to one seen in radio pulsars. We find no significant pulse morphology variations in any AXP in quiescence. We considered high signal-to-noise average pulse profiles for each AXP as a function of energy. We show that, as in the timing properties, there is a variety of different behaviors for the energy dependence. We also used the monitoring and archival data to obtain pulsed flux time series for each source. We have found no large changes in pulsed flux for any source in quiescence, and have set 1σ upper limits on variations $\sim 20\text{--}30\%$ depending on the source. We have recently discovered bursts from the direction of two AXPs: 1E 1048.1–5937 the most SGR-like AXP, and 1E 2259.1+586 the most rotationally stable AXP. We compare the temporal, spectral and flux properties of these events to those of SGR bursts, and show that the two phenomena are very similar. These results imply a close relationship between AXPs and SGRs, with both being magnetars.

INTRODUCTION

The nature of anomalous X-ray pulsars (AXPs) was a mystery for the past 20 years, since the discovery of the first example (1E 2259.1+586; Fahlman and Gregory, 1981). There are currently only five confirmed AXPs, all of which are located in the Galactic plane, with two at the geometric centers of supernova remnants (Fahlman and Gregory, 1981; Vasisht and Gotthelf, 1997). AXP characteristics can be summarized as follows (see Israel et al., 2002, for a review): they exhibit X-ray pulsations in the range $L_x \sim 6\text{--}12$ s; they have pulsed X-ray luminosities in the range $\sim 10^{33} - 10^{35}$ erg s⁻¹; they spin down regularly; they have spectra that are characterized by thermal emission of $kT \sim 0.4$ keV plus a hard power-law tail. They have faint or no optical/IR counterparts (Hulleman et al., 2000a; Hulleman et al., 2000b; Israel et al., 2002). The optical counterpart of one AXP, 4U 0142+61 is reportedly pulsed (Kern and Martin, 2002).

AXPs are called “anomalous” because it has been unclear what powers their radiation. They are not rotation-powered as their observed X-ray luminosities are much greater than the rate of loss of rotational kinetic energy inferred from their spin-down. They were long thought to be accreting from a low mass companion (e.g. Mereghetti and Stella, 1995). However this model is difficult to reconcile with observations: the

absence of Doppler shifts even on short time scales (e.g. Mereghetti et al., 1998), the absence of a detectable optical/IR companion or bright accretion disk (see Mereghetti and Stella, 1995; Hulleman et al., 2000a), the apparent associations with supernova remnants, that AXP spectra are very different from those of known accreting sources, and that L_x is generally smaller than in known accreting sources, all are inconsistent with this scenario. Chatterjee et al. (2000) (see also van Paradijs et al., 1995; Corbet et al., 1995) proposed that AXPs are accreting from a fossil disk made of fall-back material from the supernova. However, this model overpredicts the observed optical/IR flux from the disk (Perna et al., 2000; Hulleman et al., 2000a; Hulleman et al., 2000b; Kaplan et al., 2000).

Thompson and Duncan (1996) suggested that the main source of free energy for AXP emission is from the magnetic field itself. In this model, AXPs are young, isolated, highly magnetized neutron stars or “magnetars”. Prior to our *RXTE* monitoring campaign, the primary evidence in favor of this model for AXPs was the inferred strength of the surface dipolar magnetic field required to slow the pulsar down *in vacuo*, assuming magnetic dipole braking as in radio pulsars. These fields are in the range $\sim 10^{14} - 10^{15}$ G. The spin-down ages in this model, inferred assuming a small birth spin period, are in the range $\sim 8-200$ kyr. This suggested youth is further evidenced by the associations with supernova remnants, and from the location of AXPs in the Galactic plane.

The identification of AXPs with magnetars was further strongly motivated by the similarity of AXP emission to that of the soft gamma-ray repeaters (SGRs) in quiescence. Specifically, the latter have similar pulse periods, are spinning down (Kouveliotou et al., 1998; Kouveliotou et al., 1999), and have X-ray spectra that are comparable to, though somewhat harder than, those of the AXPs, at least when not in outburst (Mereghetti et al., 2000; Kulkarni et al., 2002). Independent evidence for the ultra-high magnetic fields exists in SGRs; for example, a $\sim 10^{15}$ G magnetic field is required to confine the radiation that is seen following major outbursts (Thompson and Duncan, 1995). Indeed the only strong distinction between the emission from SGRs and AXPs appeared to be the fact that SGRs exhibit occasional and repeating short bursts, while AXPs did not.

RESULTS

The results presented here were obtained using the Proportional Counter Array (PCA; Jahoda et al., 1996) on board NASA’s *Rossi X-ray Timing Explorer (RXTE)*. The PCA consists of an array of five collimated xenon/methane multi-anode proportional counter units operating in the 2 – 60 keV range, with a total effective area of approximately 6500 cm² and a field of view of $\sim 1^\circ$ FWHM. A program to monitor AXPs regularly using *RXTE* was begun in 1996 in order to determine their long-term timing, pulsed flux, and pulse profile stabilities (Kaspi et al., 1999; Kaspi et al., 2000; Kaspi et al., 2001; Gavriil and Kaspi, 2002). As part of this program, motivated by the existence of SGR bursts, we also searched the AXP data for bursts (Gavriil et al., 2002). Our observations consist primarily of short snapshots taken on a monthly basis. In addition, we used a handful of archival observations; the exposures in these observations vary. We used the `GoodXenonwithPropane` data mode, which records photon arrival times with 1- μ s resolution and bins energies into one of 256 channels. Below, we summarize the results of this monitoring campaign thus far (see Kaspi et al., 2001; Gavriil and Kaspi, 2002; Gavriil et al., 2002, for details).

Phase-Coherent Timing

In the timing analysis, each binned time series was epoch-folded using the best estimate frequency determined initially from either a periodogram or Fourier transform (though later folding was done using the timing ephemeris determined by maintaining phase coherence; see below). Resulting pulse profiles were cross-correlated in the Fourier domain with a high signal-to-noise template created by adding phase-aligned profiles from previous observations. The cross-correlation returns an average pulse time-of-arrival (TOA) for each observation corresponding to a fixed pulse phase. The pulse phase ϕ at any time t can be expressed as a Taylor expansion,

$$\phi(t) = \phi(t_0) + \nu_0(t - t_0) + \frac{1}{2}\dot{\nu}_0(t - t_0)^2 + \frac{1}{6}\ddot{\nu}_0(t - t_0)^3 + \dots, \quad (1)$$

where $\nu \equiv 1/P$ is the pulse frequency, $\dot{\nu} \equiv d\nu/dt$, etc. and subscript ‘0’ denotes a parameter evaluated at the reference epoch $t = t_0$. The TOAs were fit to the above polynomial using the pulsar timing software package

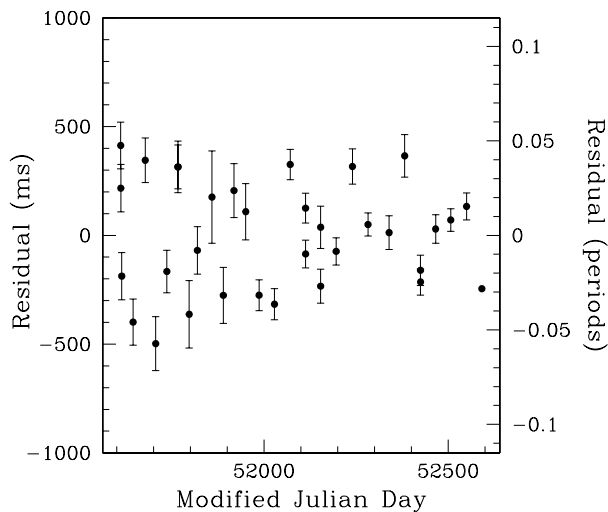


Fig. 1. Arrival time residuals for 4U 0142+61 with ν and $\dot{\nu}$ subtracted. The RMS residual here is $< 0.3\%$ of the period, indicating great rotational stability. However, we realize that the reduced χ^2 is much greater than unity, this is under investigation.

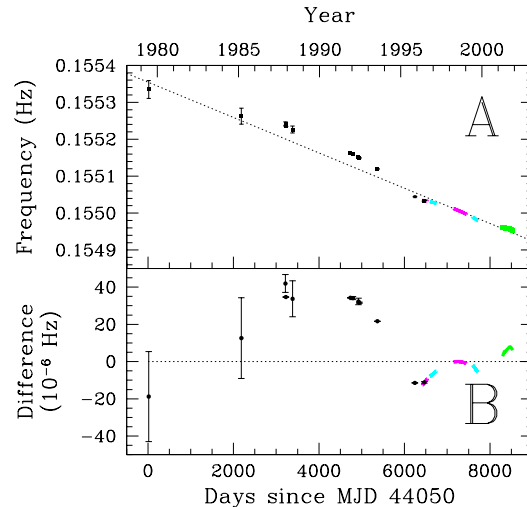


Fig. 2. Spin history for 1E 1048.1–5937. The points represent past measurements of the frequency of the pulsar (see Oosterbroek et al. 1998 and references therein, Paul et al. 2000 and Baykal et al. 2000). Solid lines represent our *RXTE* observations (Kaspi et al. 2001). Panel A shows the observed frequencies over time. The dotted line is the extrapolation of a ν and $\dot{\nu}$ measured from a phase-connected interval in 1999. Panel B shows the difference between the ephemeris indicated by the dotted line and the data points.

TEMPO¹. Unambiguous pulse numbering is made possible by obtaining monitoring observations spaced so that the best-fit model parameters have a small enough uncertainty to allow prediction of the phase of the next observation to within ~ 0.2 . Typically this requires two closely spaced observations (within a few of hours of each other) followed by one spaced a few days later, and regular monitoring thereafter, as long as phase coherence can be maintained.

Using phase coherent timing we have shown that AXPs can be phase connected over long intervals, implying they can spin down with impressive stability, which is at odds with what is seen in most X-ray pulsars that definitely have accretion disks (Kaspi et al., 1999; Kaspi et al., 2000; Gavriil and Kaspi, 2002, see Figure 1). However this is not true of all our sources. 1E 1048.1–5937 shows large deviations from a simple spin down (Figure 2, Kaspi et al., 2001). However, the very noisy timing behavior seen in 1E 1048.1–5937 shows no evidence for correlated flux variations, as are expected in fall-back disk models.

Pulse Morphology

Motivated by a previous report of a significant pulse morphology change in an AXP (1E 2259.1+586; Iwasawa et al., 1992) we used our *RXTE* data to search for more such events. Morphology changes are expected in the magnetar model during outbursts or torque variations.

To search for pulse profile changes, the profiles were first phase aligned using the templates and the same cross-correlation procedure used for timing. Each data profile was fit to a high signal-to-noise template by adjusting the amplitude and the offset in order to minimize a χ^2 statistic. The resulting data profile was subtracted from the template to yield “profile residuals” for each observation. The procedure was repeated for each pulsar with different binning in order to have sensitivity to a variety of types of pulse profile changes.

¹<http://pulsar.princeton.edu/tempo>

We have not detected any large pulse profile variations, except for 1E 2259.1+586 during a major outburst (see below). This justifies our other analysis procedures which assume a fixed profile. However, in a handful of observations, we have found low-level pulse profile changes, at the $\sim 3\sigma$ level for all sources.

It is difficult to set quantitative upper limits on the amplitude of pulse profile changes to which we were sensitive, as these depend on the shape of the change, and vary depending on the length of the observation. Typically, RMS profile residuals are $\sim 20\%$ of the pulse peak, although this varied from 4–40%.

Pulsed Flux and Spectra

We have also used our *RXTE* observations to monitor the pulsed flux of each AXP. By considering the stability of pulsed fluxes, we test the two competing AXP models. In accreting systems, torque fluctuations are generally accompanied by variation in the mass accretion rate and hence luminosity, and vice versa. In the magnetar model, abrupt flux changes could occur in analogy with SGR-like outbursts. Given the large field-of-view of the PCA, the low count rates for the sources relative to the background, and the fact that, for example, 1E 2259.1+586 is in a supernova remnant, total flux measurements are difficult with our *RXTE* data. Instead, we have determined the pulsed component of the flux, by using the off-pulse emission as a background estimator.

Data from each observing epoch were folded at the expected pulse period as was done for the timing analysis. However, for the flux analysis, 16 phase bins were used across the pulse. For each phase bin, we maintained a spectral resolution of 128 bins over the PCA range. Given the broad morphologies of the average pulse profile, only one phase bin could be used as a background estimator. The pulse profiles were phase aligned, so that the same off-pulse bin was used for background in every case. The remaining phase bins were summed, and their spectral bins regrouped using the FT00L `grppha`. The regrouped, phase-summed data sets, along with the background measurement, were used as input to the X-ray spectral fitting software package `XSPEC`². Response matrices were created using the FT00Ls `xtfilt` and `pcarsp`. Because of the limited statistics, fitting a two-component model was not practical, so we used a simple photoelectrically absorbed power law, at first holding only N_H fixed. For all sources we found that the photon index Γ was constant within the uncertainties; we therefore held it fixed at its mean value. To extract a pulsed flux at each observing epoch we refit each spectrum by varying only the normalization. Other than after a major outburst from 1E 2259.1+586 (see below), we found no evidence for any large variability in the pulsed flux within 20%–30% consistent with the systematic errors. AXP spectra are generally best fit by a two-component model consisting of a photoelectrically absorbed blackbody with a hard power-law tail (Israel et al. 1999). Whether these two components are physically distinct is an open question (Özel et al., 2001; Thompson et al., 2002). To investigate this, we compared the pulse profile morphology of the AXPs in two energy bands. Thus far, we have found that pulse profile energy-dependence is generally subtle, but varies from source to source. We found no clear patterns when considering average pulse profiles as a function of energy (Gavriil and Kaspi, 2002).

SGR-like X-ray Bursts from 1E 1048.1–5937

In the magnetar model for SGRs (Thompson and Duncan, 1996), bursts are a result of sudden crustal yields due to stress from the outward diffusion of the huge internal magnetic field. Such yields cause crust shears which twist the external magnetic field, releasing energy. Thompson and Duncan (1996) who, upon suggesting that AXPs are also magnetars, predicted X-ray bursts should eventually be seen from them. In order to confirm this prediction we searched our *RXTE* data for bursts. Our burst searching algorithm is summarized below (see Gavriil et al., 2002, for details).

Time series were created with 31.25-ms resolution from photons having energies in the range 2–20 keV for each PCA Proportional Counter Unit (PCU) separately, using all xenon layers. Photon arrival times at each epoch were adjusted to the solar system barycentre. The resulting time series were searched for significant excursions from the mean count rate by comparing each time bin value with a windowed 7-s running mean. Bursts were identified assuming Poissonian statistics, and by combining probabilities from the separate PCUs.

We discovered two short, highly significant X-ray bursts, separated by 16 days, from the direction of

²<http://xspec.gsfc.nasa.gov>

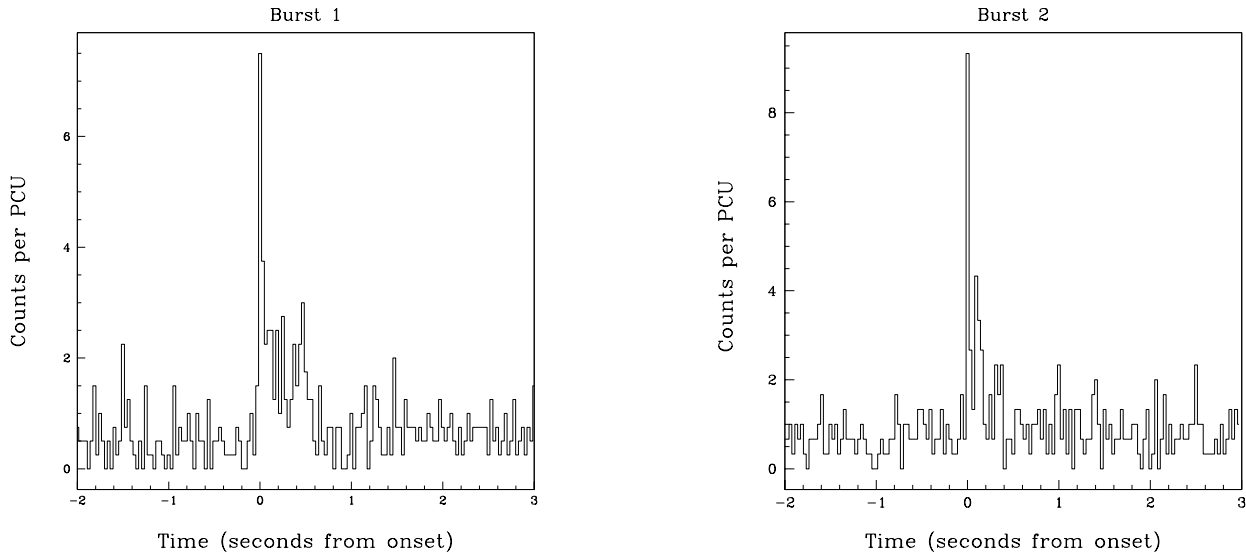


Fig. 3. Left Panel: Background subtracted 2-20 keV light curves for the first burst displayed with 31.25-ms time resolution. Right Panel: Same but for second burst.

the AXP 1E 1048.1–5937 in data from Fall 2001 (Gavriil et al., 2002). The first occurred during a 3-ks PCA observation obtained on 2001 October 29, and the second during a 3-ks observation obtained on 2001 November 14. We searched a total of 442 ks of PCA observing time from 1996–2002, and no other significant bursts were found toward 1E 1048–5937. The burst profiles are shown in Figure 3.

We fit the spectra from the first 1 s of each burst to two one-component models, a power law and a black body. Continuum models provided an adequate characterization of the Burst 2 spectrum but not of the Burst 1 spectrum. As seen in Figure 4, the spectrum for the 1 s after the Burst 1 onset exhibits a feature near 14 keV. This feature is clear in all binning schemes and is prominent throughout the first ~ 1 s of the burst. No known PCA instrumental effect produces a feature at this energy (K. Jahoda, personal communication). Intriguingly, in some spectral binning schemes, we saw hints of features in the spectrum consistent with additional multiples of 7 keV, suggesting cyclotron lines. However these were not statistically significant.

Due to the wide ($\sim 1^\circ$) field-of-view (FOV) and lack of imaging capabilities of the PCA, we cannot verify that the bursts originated from the location of the AXP. The low peak X-ray fluxes of the events (see Table 1) preclude determining the source’s location using data from other, better imaging instruments that were contemporaneously observing the X-ray sky, such as the *RXTE* All Sky Monitor, or the Wide Field Camera aboard *BeppoSAX*. We must therefore consider other possible origins from the bursts before concluding they were from the AXP.

The bursts’ short rise times (Table 1) require emission regions of less than a few thousand km, implying a compact object origin. Type I bursts from an LMXB in the same FOV as 1E 1048.1–5937 are unlikely to explain our observed bursts because (i) the burst rise times are much shorter than those of Type I bursts; (ii) the burst spectra are much harder than those of Type I bursts; (iii) Burst 2 shows no evidence for spectral softening with time and no Type I burst has ever exhibited a spectral feature like the one detected in Burst 1; (iv) the bursts are extremely faint, implying a source location well outside the Milky Way for Type I burst luminosities (v) there are no known LMXBs in the FOV (Liu et al., 2001). Furthermore, the bursts we have observed are unlikely to be Type II bursts from an unknown X-ray binary in the PCA FOV because (i) of the rarity of such events (observed thus far only in two sources, both accreting binaries); (ii) Type II bursts have longer rise times than do our bursts; (iii) no Type II burst has exhibited a spectral feature like that seen in Burst 1. Classical gamma-ray bursts (GRBs) sometimes exhibit prompt X-ray emission that can have temporal and spectral signatures similar to those we have observed (Heise et al., 2001). However, the likelihood of two GRBs occurring within 1° of each other is small, and GRBs are not known to repeat.

The observed burst properties are in many ways similar to those seen from SGRs (Gögüş et al., 2001).

The fast rise and slow decay profiles are consistent with SGR time histories, as are the burst durations. Both AXP and SGR bursts are spectrally much harder than is their quiescent pulsed emission. The burst peak fluxes and fluences fall within the range seen for SGRs, and the spectrum of Burst 2 is consistent with SGR burst spectra of comparable fluence. Burst 1 has characteristics unlike nearly all SGR bursts, specifically its long tail (Table 1) and spectral feature. However, we note that one event from SGR 1900+14 was shown (Ibrahim et al., 2001; Strohmayer and Ibrahim, 2000) to possess each of these properties. The marginal increase in the pulsed flux that we observed at the burst epochs is consistent with SGR pulsed flux increases seen during bursting episodes (Woods et al., 2001). Finally, the fact that in spite of several years of monitoring, the only two bursts detected occurred within two weeks of each other suggests episodic bursting activity, the hallmark of SGRs. Thus, the characteristics of these events match the burst properties of SGRs far better than any other known burst phenomenon.

The large 14-keV spectral line in the first burst is intriguing. An electron cyclotron feature at this energy E implies a magnetic field of $B = 2\pi mcE/hc \simeq 1.2 \times 10^{12}$ G (where m is the electron mass, c is the speed of light, h is Planck’s constant, and e is the electron charge), while a proton cyclotron feature implies $B \simeq 2.4 \times 10^{15}$ G. The former is significantly lower than is implied from the source’s spin-down and is typical of conventional young neutron stars, rather than magnetars. The latter is higher than is implied by the spin-down yet reasonable for the magnetar model as the spin-down torque is sensitive only to the dipolar component of the magnetic field.

A Major Outburst from 1E 2259.1+586

On 2002 June 18, fortuitously during one of our *RXTE* monitoring observations of 1E 2259.1+586, over 80 bursts were detected in the span of 14 ks (Kaspi and Gavriil, 2002; Kaspi et al., 2002). Figure 5 shows the 0.125 s light curve. 1E 2259.1+586, in contrast to 1E 1048.1–5937, had been an extremely stable rotator and had shown no signs of “volatility.” The association of the bursts toward 1E 1048.1–5937 with the AXP could not be unambiguously verified, however, the bursts seen here (Figure 5; top panel) clearly originated from 1E 2259.1+586. During and following the outburst, the pulsed flux increased (see Figure 5) and there was a significant pulsed morphology change, such that the relative amplitude of the leading and trailing pulse were swapped (see Figure 6).

Target-of-opportunity observations were made by many major observatories in addition to *RXTE* at the time of this outburst. No radio emission was detected in spite of sensitive *VLA* observations, nor were any bursts seen in TOO *XMM-Newton* data obtained roughly a week afterward. Near-infrared observations obtained with the Gemini North 8-m reflector on June 21 showed that the proposed IR counterpart had brightened by a factor of 3.4 (Kaspi et al. 2002). A few days later, it faded back to its pre-burst value. This represents the first detection of transient optical/IR emission from an isolated neutron star. Subsequently, Israel et al. (2002) reported possible IR variability from the proposed counterpart to 1E 1048.1–5937, which they suggested might be related to its bursting behaviour. The origin of IR emission is currently not addressed in the magnetar model.

Pulse morphology changes can occur, according to the magnetar model, during outbursts as in the SGRs, as this is when magnetic reconfigurations occur. Indeed during the outburst of 1E 2259.1+586, significant pulse morphology changes were seen, such that the relative amplitude of the double peaked profile was swapped (see Figure 6). Iwasawa et al. (1992) also reported a significant change in the pulse morphology of 1E 2259.1+586 in *GINGA* observations obtained in 1990, such that the leading pulse had amplitude roughly half of the trailing pulse. In both instances the pulse profile returned back to its long-term state.

Pulsed flux enhancements in both the pulsed and persistent flux are observed in the SGRs during bursting episodes and are thought to be a result of back heating of the surface and outer crust by the burst emission in the magnetosphere. The pulsed flux of 1E 2259.1+586 increased by a factor of ~ 4 during its bursting episode (see Figure 5). We noted a marginal ($\sim 3\sigma$) increase in the pulsed flux from 1E 1048.1–5937 that commenced with the observation in which Burst 1 was detected, and which lasted ~ 4 weeks (Gavriil et al., 2002). There have been past claims of X-ray flux changes, by up to a factor of ~ 10 in two AXPs (1E 2259.1+586 and 1E 1048.1–5937; Baykal and Swank, 1996; Oosterbroek et al., 1998), although the reported fluxes were measured with different instruments having very different spectral responses and angular resolutions. If correct, these past claims of increased flux might imply previous bursting activity.

Parameter	Value	
	Burst 1	Burst 2
Burst day, (MJD)	52211	52227
Burst start time, (fraction of day, UT)	0.2301949(24)	0.836323379(68)
Burst rise time, t_r (ms)	21^{+9}_{-5}	$5.9^{+2.0}_{-1.2}$
Burst duration, T_{90} (s)	51^{+28}_{-19}	$2.0^{+4.9}_{-0.7}$
T_{90} fluence (counts)	485 ± 118	101 ± 15
T_{90} fluence ($\times 10^{-10}$ erg cm $^{-2}$)	20.3 ± 4.8	5.3 ± 1.2
Peak flux for 64 ms ($\times 10^{-10}$ erg s $^{-1}$ cm $^{-2}$)	31^{+45}_{-10}	26^{+23}_{-5}
Peak flux for t_r ms ($\times 10^{-10}$ erg s $^{-1}$ cm $^{-2}$)	54^{+79}_{-17}	114^{+100}_{-23}
power law index	$0.89^{+1.8}_{-0.71}$	$1.38^{+0.75}_{-0.62}$
power law flux ($\times 10^{-10}$ erg s $^{-1}$ cm $^{-2}$)	$2.0^{+8.4}_{-1.8}$	$4.0^{+3.5}_{-0.8}$
line energy (keV)	13.9 ± 0.9	...
line width, σ (keV)	$2.2^{+1.3}_{-1.0}$...
line flux ($\times 10^{-10}$ erg s $^{-1}$ cm $^{-2}$)	$3.9^{+2.2}_{-1.6}$...
reduced χ^2_ν (ν)	1.24 (15)	0.77 (5)

Table 1. AXP 1E 1048.1–5937 burst properties. The burst rise t_r times were determined by a maximum likelihood fit to the unbinned data using a piecewise function having a linear rise and exponential decay. The burst duration, T_{90} , is the interval between when 5% and 95% of the total 2–20 keV burst fluence was received. All fluences and fluxes are in the 2–20 keV range. T_{90} fluences in cgs units were calculated assuming a power-law spectral model. For all spectral fits, n_H was held fixed at 1.2×10^{22} cm $^{-2}$, the value determined from recent XMM observations (Tiengo et al., 2002). Spectral modeling was done using photons in the 2–40 keV range. Uncertainties are 68% confidence intervals, except for those reported for the cgs-unit fluences and fluxes, as well as the spectral model parameters, for which we report 90% confidence intervals. See Gavriil et al. (2002) for details.

DISCUSSION

We have presented a variety of observational results for all AXPs using regular monitoring observations and archival observations from the PCA aboard *RXTE*. There is now strong evidence that AXPs are magnetars. The great rotationally stability in some AXPs is at odds with an accretion scenario, as is the absence of pulsed flux or pulse morphology changes correlated with torque. Extended periods of spin-up would only, though not necessarily, be expected in an accretion scenario, however all AXPs have exhibited relatively steady spin-down. Furthermore, and perhaps most compellingly, accretion models cannot account for the bursting episodes seen in two AXPs. Interestingly, there is a correlation between timing stability and $\dot{\nu}$ in our data. The sources with by far the smallest $\dot{\nu}$'s, are the most stable in quiescence (at least during our observations), while those with large $\dot{\nu}$'s are less so. The SGRs, being even less stable (Woods et al., 2002), have even larger $\dot{\nu}$'s, in agreement with this trend. If correct, the trend suggests a continuum of timing properties between the AXP and SGR populations, lending additional support to the connection between them.

The identification with magnetars is further strongly motivated by the similarity of the AXP emission to that of the SGRs. Specifically, the latter have similar pulse periods, are spinning down (Kouveliotou et al., 1998; Kouveliotou

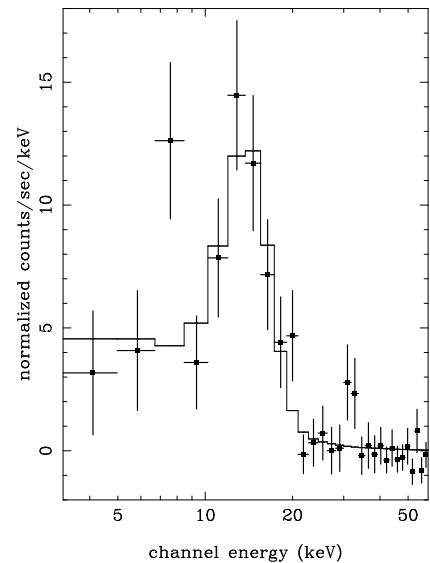


Fig. 4. X-ray spectrum in the 2–40 keV range for the 1 s after the onset of Burst 1. The best fit power-law plus Gaussian line model is shown as a solid line. The F-test shows that the addition of a line of arbitrary energy, width and normalization to a simple power law model improves the fit significantly, with a chance probability of this occurring of 0.0032. Monte Carlo simulations in XSPEC were done to verify this conclusion.

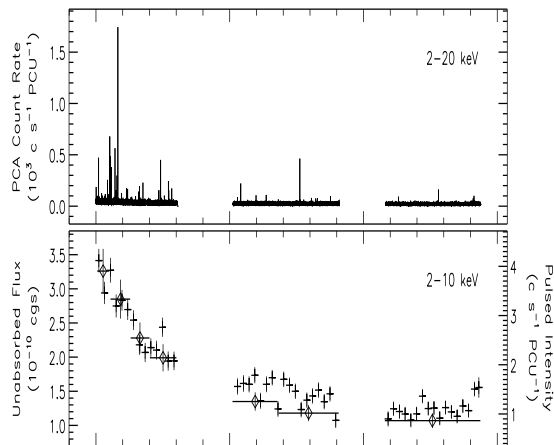


Fig. 5. The time evolution of 1E 2259+586 during its burst active episode on 2002 June 18 as observed with the RXTE PCA. Top: lightcurve in 2–20 keV X-rays with 0.125 s time resolution. Bottom: The pulsed 2–10 keV flux. The crosses represent the pulsed flux in the 2–20 keV band and the diamonds represent the unabsorbed persistent flux.

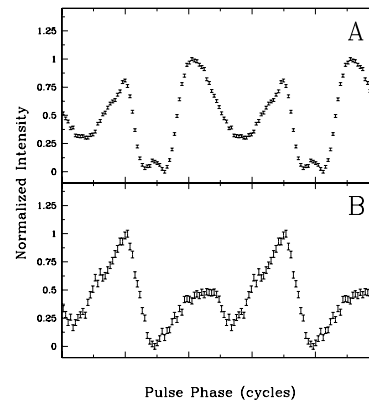


Fig. 6. Average pulse profiles of 1E 2259.1+586 in the 2.5–9.0 keV band. Two cycles are plotted for clarity. (A) Average profile before the outburst (total exposure time: 764 ks). (B) Average profile during the outburst, with bursts omitted (total exposure time 11 ks). During the outburst, the amplitudes of the peaks relative to the pre-outburst profile are clearly reversed. The relative phase displayed is that successfully used in our timing analysis.

and have X-ray spectra that are comparable to, though somewhat harder than, those of the AXPs, at least when not in outburst. With the detection of X-ray bursts from two AXPs the two classes are now similar in that respect as well. These very recent results appear to have sealed the connection between SGRs and AXPs, as was originally predicted by Thompson and Duncan (1996). However, the identification of the two classes objects as magnetars has left some open questions. For instance, what if anything distinguishes AXPs and SGRs? Are AXPs the progenitors of SGRs or vice versa? Recently Kulkarni et al. (2002) have shown that the X-ray spectrum of the quiescent counterpart to SGR 0526–66 has a power-law index -3 , similar to those seen in AXPs, but softer than those of SGRs. As SGR 0526–66 has been inactive for almost two decades, this suggests SGRs and AXPs are one and the same object, and may have even cycle back and forth between each flavor. Another noteworthy question is what is the magnetar/radio pulsar connection? Recent observations of radio pulsars having apparent surface dipolar magnetic fields comparable (Camilo et al., 2000), and in one very new case (McLaughlin et al., private communication), surpassing those of some AXPs, leaves open the question of what physically distinguishes a magnetar from a rotation-powered pulsar of high magnetic field? Pivovarov et al. (2000) suggested that the sources classified as magnetars might have much higher fields, in the form of multipole moments. Perhaps comparing the thermal X-ray emission from radio pulsars having a variety of magnetic fields may illuminate the situation.

ACKNOWLEDGMENTS

This work was supported by NASA, NATEQ and CIAR. VMK is a Canada Research Chair and a Fellow of the CIAR. This research has made use of data obtained through the High Energy Astrophysics Science Archive Research Center Online Service, provided by the NASA/Goddard Space Flight Center.

References

Arzoumanian, Z., Nice, D. J., Taylor, J. H., and Thorsett, S. E., Timing behavior of 96 radio pulsars. *ApJ*, **422**, 671–680, 1994.

- Baykal, A. and Swank, J., Pulse frequency changes of 1E 2259+586 and the binary interpretation. *ApJ*, **460**, 470–477, 1996.
- Camilo, F. and Kaspi, V. M. and Lyne, A. G. and Manchester, R. N. and Bell, J. F. and D’Amico, N. and McKay, N. P. F. and Crawford, F., Discovery of Two High Magnetic Field Radio Pulsars *Apj*, **541**, 367–373, 2000.
- Chatterjee, P., Hernquist, L., and Narayan, R., An accretion model for anomalous X-ray pulsars. *ApJ*, **534**, 373, 2000.
- Corbet, R. H. D., Smale, A. P., Ozaki, M., Koyama, K., and Iwasawa, K., The spectrum and pulses of 1E 2259+586 from *ASCA* and *BBXRT* observations. *ApJ*, **443**, 786–794, 1995.
- Fahlman, G. G. and Gregory, P. C., An X-ray pulsar in SNR G109.1–1.0. *Nature*, **293**, 202–204, 1981.
- Gögüş, E., Kouveliotou, C., Woods, P. M., Thompson, C., Duncan, R. C., and Briggs, M. S., Temporal and Spectral Characteristics of Short Bursts from the Soft Gamma Repeaters 1806-20 and 1900+14. *ApJ*, **558**, 228–236, 2001.
- Gavriil, F. P. and Kaspi, V. M., Long-Term Rossi X-Ray Timing Explorer Monitoring of Anomalous X-Ray Pulsars. *ApJ*, **567**, 1067–1076, 2002.
- Gavriil, F. P., Kaspi, V. M., and Woods, P. M., Magnetar-like X-ray bursts from an anomalous X-ray pulsar. *Nature*, **419**, 142–144, 2002.
- Heise, J., in’t Zand, J., Kippen, M., and Woods, P., X-ray flashes and X-ray rich gamma ray bursts. *Memorie della Societa’ Astronomica Italiana*. <http://xxx.lanl.gov/abs/astro-ph/0111246>, 2001.
- Hulleman, F., van Kerkwijk, M., Verbunt, F. W. M., and Kulkarni, S. R., A deep search for the optical counterpart to the anomalous X-ray pulsar 1E 2259+586. *A&A*, **358**, 605–611, 2000.
- Hulleman, F., van Kerkwijk, M. H., and Kulkarni, S. R., An optical counterpart to the anomalous X-ray pulsar 4U 0142+61. *Nature*, **408**, 689–692, 2000.
- Ibrahim, A. I., Strohmayer, T. E., Woods, P. M., Kouveliotou, C., Thompson, C., Duncan, R. C., Dieters, S., Swank, J. H., van Paradijs, J., and Finger, M., An Unusual Burst from Soft Gamma Repeater SGR 1900+14: Comparisons with Giant Flares and Implications for the Magnetar Model. *ApJ*, **558**, 237–252, 2001.
- Israel, G., Mereghetti, S., and Stella, L., Observations of anomalous X-ray pulsars. *Memorie della Societa’ Astronomica Italiana*. in press, 2002.
- Israel, G. L., Covino, S., Stella, L., Campana, S., Marconi, G., Mereghetti, S., Mignani, R., Negueruela, I., Oosterbroek, T., Parmar, A. N., Burderi, L., and Angelini, L., The Detection of Variability from the Candidate Infrared Counterpart to the Anomalous X-Ray Pulsar 1E 1048.1-5937. *ApJ*, **580**, L143–L146, 2002.
- Iwasawa, K., Koyama, K., and Halpern, J. P., Pulse period history and cyclotron resonance feature of the X-ray pulsar 1E 2259+586. *PASJ*, **44**, 9–14, 1992.
- Jahoda, K., Swank, J. H., Giles, A. B., Stark, M. J., Strohmayer, T., Zhang, W., and Morgan, E. H., In-orbit performance and calibration of the *Rossi X-ray Timing Explorer (RXTE)* Proportional Counter Array (PCA). *Proc. SPIE*, **2808**, 59, 1996.
- Kaplan, D. L., Kulkarni, S. R., van Kerkwijk, M. H., Rothschild, R. E., Lingenfelter, R. L., Marsden, D., Danner, R., and Murakami, T., *HST* observations of SGR 0526-66: New constraints on accretion and magnetar models. *ApJ*. in press, 2001.
- Kaspi, V. M., Chakrabarty, D., and Steinberger, J., Phase-coherent timing of two anomalous X-ray pulsars. *ApJ*, **525**, L33–L36, 1999.
- Kaspi, V. M. and Gavriil, F. P., 1E 2259+586, 2002.
- Kaspi, V. M., Gavriil, F. P., Chakrabarty, D., Lackey, J. R., and Munro, M. P., Long-term *RXTE* monitoring of the anomalous X-ray pulsar 1E 1048.1-5973. *ApJ*, **558**, 253–262, 2001.
- Kaspi, V. M., Gavriil, F. P., and Woods, P. M., 1E 2259+586, 2002.
- Kaspi, V. M., Lackey, J. R., and Chakrabarty, D., A glitch in an anomalous X-ray pulsar. *ApJ*, **537**, L31–L34, 2000.
- Kern, B. and Martin, C., Optical pulsations from the anomalous X-ray pulsar 4U0142+61. *Nature*, **415**, 527–529, 2002.
- Kouveliotou, C., Dieters, S., Strohmayer, T., van Paradijs, J., Fishman, G. J., Meegan, C. A., Hurley, K.,

- Kommers, J., Smith, I., Frail, D., and Murakami, T., An X-ray pulsar with a superstrong magnetic field in the soft γ -ray repeater SGR 1806–20. *Nature*, **393**, 235–237, 1998.
- Kouveliotou, C., Strohmayer, T., Hurley, K., Van Paradijs, J., Finger, M. H., Dieters, S., Woods, P., Thompson, C., and Duncan, R. C., Discovery of a magnetar associated with the soft gamma repeater SGR 1900+14. *ApJ*, **510**, L115–L118, 1999.
- Kulkarni, S. R., Kaplan, D. L., Marshall, H. L., Frail, D. A., Murakami, T., and Yonetoku, D., The quiescent counterpart of the soft gamma-ray repeater SGR 0525-66 *ApJ*. submitted; astro-ph/0209520, 2002.
- Liu, Q. Z., van Paradijs, J., and van den Heuvel, E. P. J., A catalogue of low-mass X-ray binaries. *A&A*, **368**, 1021–1054, 2001.
- Mereghetti, S., Cremonesi, D., Feroci, M., and Tavani, M., BeppoSAX observations of SGR 1806-20. *A&A*, **361**, 240–244, 2000.
- Mereghetti, S., Israel, G. L., and Stella, L., New limits on the orbital parameters of 1E 1048.1-5937 and 1E 2259+586 from *RXTE* observations. *MNRAS*, **296**, 689, 1998.
- Mereghetti, S. and Stella, L., The very low mass X-ray binary pulsars: A new class of sources ? *ApJ*, **442**, L17–L20, 1995.
- Oosterbroek, T., Parmar, A. N., Mereghetti, S., and Israel, G. L., The two-component X-ray spectrum of the 6.4 s pulsar 1E 1048.1-5937. *A&A*, **334**, 925–930, 1998.
- Özel, F. and Psaltis, D. and Kaspi, V. M., Constraints on Thermal Emission Models of Anomalous X-Ray Pulsars. *ApJ*, **563**, 255–266, 2001.
- Perna, R., Hernquist, L., and Narayan, R., Emission spectra of fallback disks around young neutron stars. *ApJ*, **541**, 344–350, 2000.
- Pivovarov, M. J. and Kaspi, V. M. and Camilo, F., X-Ray Observations of the High Magnetic Field Radio Pulsar PSR J1814–1744 *Apj*, **535**, 379–384, 2000.
- Strohmayer, T. E. and Ibrahim, A. I., Discovery of a 6.4 KeV Emission Line in a Burst from SGR 1900+14. *ApJ*, **537**, L111–L114, 2000.
- Thompson, C. and Duncan, R. C., The soft gamma repeaters as very strongly magnetized neutron stars - I. radiative mechanism for outbursts. *MNRAS*, **275**, 255–300, 1995.
- Thompson, C. and Duncan, R. C., The soft gamma repeaters as very strongly magnetized neutron stars. II. quiescent neutrino, X-ray, and alfvén wave emission. *ApJ*, **473**, 322–342, 1996.
- Thompson, C. and Lyutikov, M. and Kulkarni, S. R., Electrodynamics of Magnetars: Implications for the Persistent X-Ray Emission and Spin-down of the Soft Gamma Repeaters and Anomalous X-Ray Pulsars. *ApJ*, **574**, 332–355, 2002.
- Tiengo, A., Göhler, E., Staubert, R., and Mereghetti, S., The anomalous X-ray pulsar 1E 1048.1-5937: Phase resolved spectroscopy with the XMM-Newton satellite. *A&A*, **383**, 182–187, 2002.
- van Paradijs, J., Taam, R. E., and van den Heuvel, E. P. J., On the nature of the ‘anomalous’ 6-s X-ray pulsars. *A&A*, **299**, L41–L44, 1995.
- Vasisht, G., Gotthelf, E., Torii, K., and Gaensler, B. M., Detection of a compact X-ray source in the supernova remnant G29.6+0.1: A variable anomalous X-ray pulsar? *ApJ*, **542**, L49–L52, 2000.
- Vasisht, G. and Gotthelf, E. V., The discovery of an anomalous X-ray pulsar in the supernova remnant Kes 73. *ApJ*, **486**, L129–L132, 1997.
- Woods, P. M. and Kouveliotou, C. and Göğüş, E. and Finger, M. H. and Swank, J. and Markwardt, C. B. and Hurley, K. and van der Klis, M., Large Torque Variations in Two Soft Gamma Repeaters. *ApJ*, **576**, 381–390, 2002
- Woods, P. M., Kouveliotou, C., Göğüş, E., Finger, M. H., Swank, J., Smith, D. A., Hurley, K., and Thompson, C., Evidence for a Sudden Magnetic Field Reconfiguration in Soft Gamma Repeater 1900+14. *ApJ*, **552**, 748–755, 2001.