

JETS AT ALL SCALES

F. TAVECCHIO

INAF-Osservatorio Astronomico di Brera-Merate

E-mail: tavecchio@merate.mi.astro.it

I discuss recent developments in the field of relativistic jets in AGNs. After a brief review of our current knowledge of emission from Blazars, I discuss some consequences of the recent detection made by *Chandra* of X-ray emission from extended jets. Finally I report some recent results on the problem of the connection between accretion and jets, study that in principle could shed light on the important issue of jet formation.

1 Introduction

Jets are “pipelines” through which energy and matter originating from the central region of AGNs can flow out from the galaxy and, as in FR II radio galaxies, reach the radio-lobes (e.g. Begelman, Blandford & Rees 1984). The comprehension of such structures represents a great challenge for Astrophysics: the ultimate goals include the understanding of the physical processes able to produce such energetics and collimated outflows and the complex dynamics of the jet and its interaction with the environment.

In the last decade, thanks to new instruments (in particular the γ -ray telescope EGRET, the TeV Cherenkov telescopes and *Chandra*), this field has received a great impulse. In the following I briefly present our current view of the principal physical processes acting in jets, from the innermost portion of the jet close to the central “engine” to the external regions. Finally I discuss some works in progress regarding the connection between the inner portion of the jet and the outer regions.

2 The inner jet: Blazars

It is now generally accepted that the blazar “phenomenon” (highly polarised and rapidly variable radio/optical continuum) is due to a relativistic jet pointing close to the line of sight (e.g. Urry & Padovani 1995). Relativistic effects strongly amplify the emitted non-thermal continuum produced close to the central BH (at $d < 0.1$ pc, Fig.1) that can dominate over the thermal contribution from the disk or the Broad Line Region. Therefore the study of these sources offers us the unique possibility to probe the jet in its initial portion.

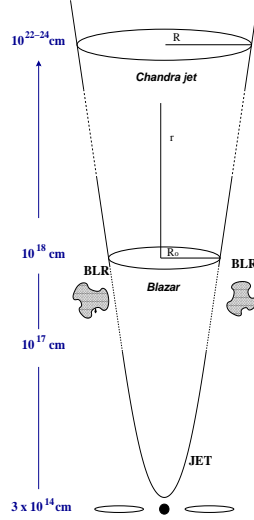


Figure 1: Sketch of the current view of extragalactic relativistic jets. The flow is accelerated and collimated close to the BH. At a distance ~ 0.1 pc part of the power is dissipated and those jets closely aligned to the line of sight appears as Blazars. After this region the jet propagate with small dissipation.

2.1 Spectral properties

The typical Spectral Energy Distribution of blazars presents two broad humps, the first peaking in the IR through X-ray band, the second in the γ -ray domain, extending in some sources to the TeV band (Fig.1).

The high degree of polarization clearly indicate that the low energy component is produced through synchrotron emission. The second peak is likely produced through IC scattering of soft photons by the same electron population responsible for the synchrotron emission (although other mechanisms have been proposed, see e.g. the review in Sikora & Madejski 2001). In the *Synchrotron-Self Compton* model it is assumed that the soft photon energy density is dominated by the synchrotron photons themselves, while the so-called *External Compton* models assume that soft photons coming from the external environment (disk, BLR) dominate over other possible contributions.

Although blazars form a rather inhomogeneous class from the point of view of the optical classification, the SEDs present a notable trend with the luminosity, the so-called *blazars sequence* (Fossati et al. 1998; Donato et al. 2001).

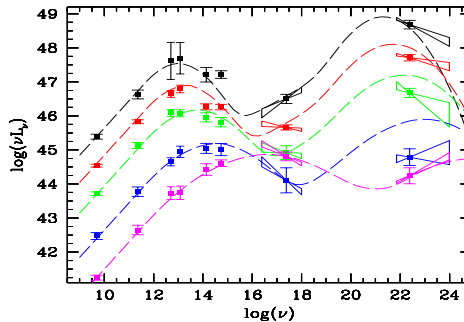


Figure 2: The blazar spectral sequence (from Fossati et al. 1998).

The sources with high luminosity output ($L \sim 10^{48}$ erg cm $^{-2}$ s $^{-1}$, sources mainly classified as Flat Spectrum Radio Quasars) have both peaks located at low energies, the first in the IR region and the high energy peak around 1 MeV. On the contrary, at low power the sources (BL Lac objects, showing weak or even absent thermal features) display very high peak frequencies: in HBL, which appear to be the less powerful objects (with typical luminosities 10^{42} erg cm $^{-2}$ s $^{-1}$) the first peak falls in the UV-soft X-ray band and the high energy component can peak near the TeV region.

This behaviour has been interpreted (Ghisellini et al. 1998, recently revisited in Ghisellini et al. 2002) as the result of a balance between an acceleration and cooling suffered by the electrons producing the radiation at the peaks. In the assumption that the acceleration rate is constant in all the sources, the sequence can be successfully interpreted as due to an increasing cooling rate (dominated in most of the sources by IC losses) from the low-power BL Lacs to the powerful FSRQs.

2.2 Jet power and matter content

SEDs can be satisfactorily reproduced by simple emission models (e.g. Ghisellini et al. 1998, Tavecchio et al. 1998), yielding the value of the main physical quantities of the jet, such as electron density and energy, magnetic field, size of the region. In particular measuring the X-ray spectra and adapting a broad band model to their SEDs yields reliable estimates of the total number of relativistic particles involved, which is dominated by those at the lowest energies. This is interesting in view of a determination of the total energy flux along the

jet (e.g. Celotti et al. 1997, Sikora et al. 1997). The total "kinetic" power of the jet can be written as:

$$P_{\text{jet}} = \pi R^2 \beta c U \Gamma^2 \quad (1)$$

where R is the jet radius, Γ is the bulk Lorentz factor and U is the total energy density in the jet, including radiation, magnetic field, relativistic particles and eventually protons. If one assumes that there is 1 (cold) proton per relativistic electron, the proton contribution is usually dominant.

In Fig. 2 the derived radiative luminosity L_{jet} and kinetic power of the jet P_{jet} for a group of sources with sufficiently good spectral information are compared. The ratio between these two quantities gives directly the "radiative efficiency" of the jet, which turns out to be $\eta \simeq 0.1$, though with large scatter. The line traces the result of a least-squares fit: we found a slope ~ 1.3 , suggesting a decrease of the radiative efficiency with decreasing power.

2.3 The accretion-jet connection

Two main classes of models for the production of jets has been proposed. The first class considers the extraction of rotational energy from the black hole itself (Blandford & Znajek 1977), while in the models of the other class one considers MHD winds associated with the inner regions of accretion disks (Blandford & Payne 1982). In both cases the extractable power critically depends on the value of the magnetic field close to the BH horizon, which is determined by the rate at which matter is falling onto the BH. Therefore a connection between the disk luminosity (proportional to \dot{M}) and the jet power (proportional to $B \propto \dot{M}$) is naturally expected.

A simple example can be discussed for the case of BZ model and spherical accretion. The power extractable in the BZ power can be written as:

$$P_{BZ} \simeq \frac{1}{128} B_0^2 r_g^2 a^2 c \quad (2)$$

where r_g is of the order of the gravitational radius of the BH. Assuming maximal rotation for the black hole ($a = 1$), the critical problem is the estimate of the intensity reached by the magnetic field threading the event horizon, which must be provided by the accreting matter. Using a spherical free fall approximation with $B_0^2/8\pi \simeq \rho c^2$ one can write:

$$P_{BZ} \simeq g \dot{M} c^2 \quad (3)$$

where $P_{\text{acc}} = \dot{M} c^2$ is the accretion power and g is of order 1/64 in the spherical case, but in fact it is a highly uncertain number since it also depends on the field configuration.

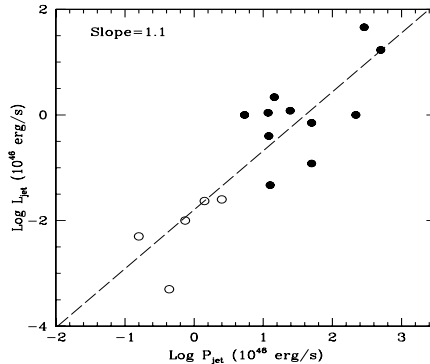


Figure 3: Radiative luminosity vs. jet power for the sample of Blazars discussed in the text. The dashed line indicates the least-squares fit to the data.

Estimates of the power of jets and of the associated accretion flows can therefore be crucial to shed light on the jet-disk connection. In a pioneering work Rawling & Saunders (1991) addressed this question studying a large sample of radio galaxies, finding a good correlation between the two. Celotti, Padovani & Ghisellini (1997) first investigated the relation between jet and disk using the direct VLBI radio emission of the jet close to the nucleus for the jet power estimation. They found a suggestive hint of correlation between these two quantities, although the statistical significance was too low to draw a firm conclusion.

For most of the sources considered in the previous section we have also information on the amount of radiation released by the accretion processes, estimated either through the observed emission lines or, in few cases, from the observed *blue bumps*, direct signature of the disk. For BL Lac sources we can only infer upper limits on the disk luminosity, but for the case of BL Lac itself, which shows a bright line. In Fig. 2 we compare the luminosity of the jet, L_{jet} , which is a *lower limit* to P_{jet} , with the luminosity of the disk, L_{disk} . A first important result is that on average the minimal power transported by the jet is *of the same order* as the luminosity released in the accretion disk. More precisely the data we have used suggest $L_{jet} \simeq L_{disk}$ at high luminosities and $L_{jet} > L_{disk}$ at intermediate and low luminosities.

Assuming that $\eta = 10^{-1}$ as estimated above and that the accretion takes place with the standard radiative efficiency $\epsilon \simeq 0.1$, the near equality of L_{jet} and L_{disk} then requires $P_{jet} = P_{acc}$.

On the other hand, a dominance of L_{jet} over L_{disk} at lower luminosities

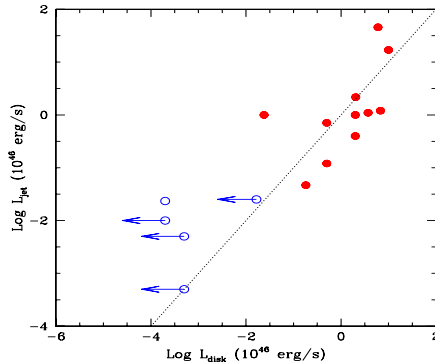


Figure 4: Radiative luminosity of jets vs disk luminosity. The line indicates the equality between the two.

could be attributed to a lower value of $\epsilon \ll 0.1$ which may be expected if the accretion rate is largely sub-Eddington. In the latter case the range in luminosities spanned by Fig. 2 should be mainly a range in accretion rates rather than a range in black hole masses. For instance the minimum jet powers of three of the BL Lacs in Fig 2 are around 10^{44} erg/s which suggests $P_{jet} \simeq 10^{45}$ requiring a mass of 10^7 for critical accretion rate. Since the disk luminosity is less than 10^{42} , if the accretion rate is 1% Eddington the implied mass is again $10^9 M_{\odot}$.

3 Extended X-ray jets: Chandra results

Although very common in the radio band, before the launch of the *Chandra* satellite in 1999 only a handful of extragalactic kpc scale jets were known to emit X-rays. Among them the bright and prominent jets in 3C273, M87, Cen A, studied with *EINSTEIN* and *ROSAT*. With the superior sensitivity and, especially, spatial resolution of *Chandra* numerous jets have been detected, triggering a new intense theoretical and observational work. Even in the source selected for the first light, the distant ($z = 0.6$) quasar PKS 0637-752, a prominent jet has been discovered (Chartas et al. 2000).

Soon after the discovery of the X-ray jet in PKS 0637-0752 other jets have been detected both in radio galaxies and in quasars. A recent census (see e.g. the WEB site maintained by D. Harris^a) reported 25 jets detected in X-rays. Different classes of AGNs are represented in the sample: the most numerous

^a<http://hea-www.harvard.edu/XJET/>

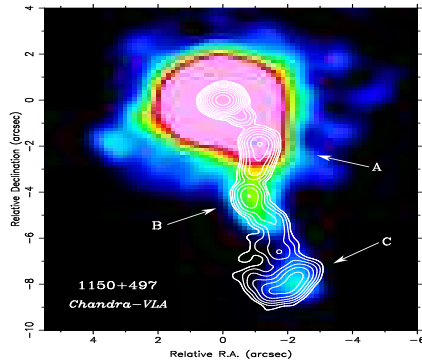


Figure 5: *Chandra* (colours) and VLA (contours) images of the jet of the quasar 1150+497 (from Sambruna et al. 2002).

group is that of radio-galaxies (both FRI and FRII), but a large fraction is composed by powerful radio-loud QSOs. Most of the jets have also an optical counterpart, usually detected by *HST*.

The first problem posed by observations is the identification of the emission mechanism responsible for the production of X-rays. Since these jets are known to emit in radio, the first candidate mechanism is synchrotron emission. In some cases (in particular for jets in radio-galaxies) this interpretation is consistent with the data, but in other several cases (especially in quasars) it fails to explain the observational evidence. This is the case of the first jet discovered in PKS 0637-0752. For this specific case Tavecchio et al. (2000) and Celotti, Ghisellini & Chiaberge (2000) proposed that the emission responsible for the observed radiation is the IC scattering of the CMB radiation by relativistic electrons in the jet.

In order to study in a more systematic way the properties of the X-ray jets we proposed a series of combined *Chandra-HST* observations of a selected group of quasar known to have radio jets. We also started a program to image these jets uniformly at radio wavelengths using the VLA, VLBA, and MERLIN. The work is still in progress. Details for a first group of selected sources can be found in Sambruna et al. (2001). An example is reported in Fig. 3.

4 From the Blazar region to the kpc scale

The possibility to constrain the physical state of the plasma in the jets both at Blazars and kpc scale could offer us the interesting opportunity to shed

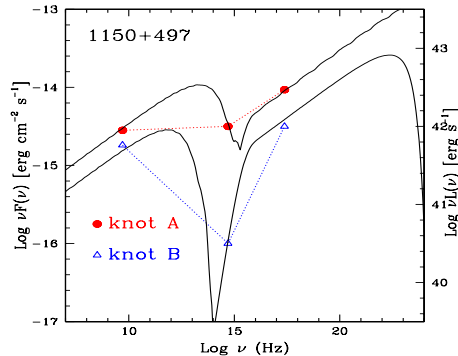


Figure 6: SEDs of the first two knots of the jet of the quasar 1150+497 with the synchrotron-IC/CMB model fit (from Sambruna et al. 2002).

some light on the evolution of the jet from very small scales, close to the central engine, to the outer regions, where the jet is starting to significantly decelerate. In fact we are starting to do this work for a small subset of the *Chandra* jets for which good data for both regions are available (Tavecchio et al., in prep).

A first important result is that the powers independently derived for both regions are very close, supporting the overall methodology and suggesting the idea that the jet does not substantially dissipate its power until its end. Another interesting suggestion derives considering the internal pressure of the knots derived with our modelling. The derived values are in fact close to 10^{-11} , suggestively close to the pressure of typical hot gas halos found around FRIs (Worrall et al. 2000).

The results discussed above seems to point toward a simple scenario for the dynamical evolution of the jet from inner to the outer regions. Clearly the pressure in the blazar jet is larger than any possible confining gas. This strongly suggests that, after the dissipation region, the jet expands freely until the internal pressure (gas and/or magnetic) reaches the pressure of the (supposed) hot gas of the galactic halo. At this point a reconfinement shock forms (the jet is highly supersonic), particle are accelerated, and the jet starts to decelerate (Sanders 1983).

References

- [1] L. Maiani, *Phys. Lett. B* **62**, 183 (1976).

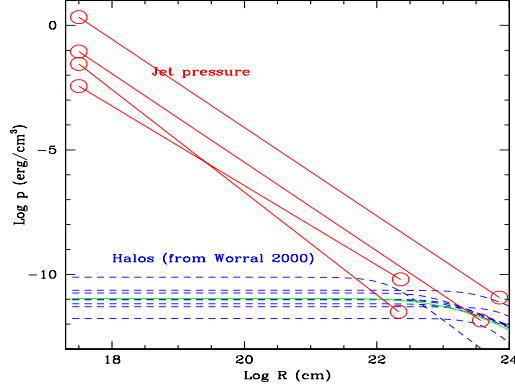


Figure 7: Pressure profiles for the jet discussed in the text (solid red lines) and for the hot halos around a group of radio galaxies (dashed blue lines from Worrall & Birkinshaw 2000). The green line represents a logarithmic average of the profiles.

- [2] Begelman, M. C., Blandford, R. D., & Rees, M. J. 1984, *Rev. Mod. Phys.*, 56, 255
- [3] Blandford, R. D. & Znajek, R. L. 1977, *M.N.R.A.S.*, 179, 433
- [4] Blandford, R. D. & Payne, D. G. 1982, *M.N.R.A.S.*, 199, 883
- [5] Celotti, A., et al. 1997, *M.N.R.A.S.*, 286, 415
- [6] Celotti, A., et al. 2001, *M.N.R.A.S.*, 321, L1
- [7] Chartas, G., et al. 2000, *Astroph. J.*, 542, 655
- [8] Donato, D., et al. 2001, *Astron. Astroph.*, 375, 739
- [9] Fossati, G., et al. 1998, *M.N.R.A.S.*, 299, 433
- [10] Ghisellini, G., et al. 1998, *M.N.R.A.S.*, 301, 451
- [11] Ghisellini, G. et al. 2001, *Astron. Astroph.*, 386, 833
- [12] Rawlings, S. & Saunders, R. 1991, *Nature*, 349, 138
- [13] Sambruna, R. M., et al. 2001, *Astroph. J.*, 549, L161
- [14] Sambruna, R. M., et al. 2002, *Astroph. J.*, 571, 206
- [15] Sanders, R.H., 1983, *Astroph. J.*, 266, 73
- [16] Sikora, M., et al. 1997, *Astroph. J.*, 484, 108
- [17] Sikora, M. & Madejski, G. 2001, in *High Energy Gamma-Ray Astronomy*, 275
- [18] Tavecchio, F., et al. 1998, *Astroph. J.*, 509, 608
- [19] Tavecchio, F., et al. 2000, *Astroph. J.*, 544, L23
- [20] Urry, C. M. & Padovani, P. 1995, *P.A.S.P.*, 107, 803
- [21] Worrall, D. M. & Birkinshaw, M. 2000, *Astroph. J.*, 530, 719