

ATMOSPHERES OF MAGNETIZED NEUTRON STARS: VACUUM POLARIZATION AND PARTIALLY IONIZED MODELS

Wynn C.G. Ho¹, Dong Lai¹, Alexander Y. Potekhin², and Gilles Chabrier³

¹*Center for Radiophysics and Space Research, Department of Astronomy, Cornell University, Ithaca, NY 14853, USA*

²*Ioffe Physico-Technical Institute, Politeknicheskaya 26, 194021, St. Petersburg, Russia*

³*CRAL (UMR CNRS No. 5574), Ecole Normal Supérieure de Lyon, 69364 Lyon Cedex 07, France*

ABSTRACT

We construct hydrogen atmosphere models for magnetized neutron stars in radiative equilibrium with surface fields $B = 10^{12} - 5 \times 10^{14}$ G and effective temperatures $T_{\text{eff}} \sim \text{a few} \times 10^5 - 10^6$ K by solving the full radiative transfer equations for both polarization modes in the magnetized hydrogen plasma. The atmospheres directly determine the characteristics of thermal emission from isolated neutron stars. We study the effects of vacuum polarization and bound atoms on the atmosphere structure and spectra. For the lower magnetic field models ($B \sim 10^{12}$ G), the spectral features due to neutral atoms lie at extreme UV and very soft X-ray energies and therefore are not likely to be observed. However, the continuum flux is also different from the fully ionized case, especially at lower energies. For the higher magnetic field models, we find that vacuum polarization softens the high energy tail of the thermal spectrum. We show that this depression of continuum flux strongly suppresses not only the proton cyclotron line but also spectral features due to bound species; therefore spectral lines or features in thermal radiation are more difficult to observe when the neutron star magnetic field is $\gtrsim 10^{14}$ G.

INTRODUCTION

Thermal radiation from the surface of isolated neutron stars (NSs) can provide invaluable information on the physical properties and evolution of NSs. Such radiation has been detected in various types of isolated NSs: from radio pulsars (see Becker 2000; Pavlov et al. 2002) to old and young radio-quiet NSs (see Treves et al. 2000; Pavlov et al. 2002) to soft gamma-ray repeaters (SGRs) and anomalous X-ray pulsars (AXPs) (see Hurley 2000; Israel, Mereghetti, & Stella 2001; Mereghetti et al. 2002), which form a potentially new class of NSs (“magnetars”) endowed with superstrong ($B \gtrsim 10^{14}$ G) magnetic fields (see Thompson & Duncan 1996; Thompson 2001). The NS surface emission is mediated by the thin atmospheric layer (with scale height $\sim 0.1 - 10$ cm and density $\sim 0.1 - 100$ g/cm³) that covers the stellar surface. Therefore, to properly interpret the observations of NS surface emission and to provide accurate constraints on the physical properties of NSs, it is important to understand in detail the radiative properties of NS atmospheres in the presence of strong magnetic fields.

Steady progress has been made over the years in modeling NS atmospheres (see Pavlov et al. 1995; Ho & Lai 2001, 2003; Zavlin & Pavlov 2002 for more detailed references on observations and on previous works of NS atmosphere modeling). These atmosphere models have played a valuable role in assessing the observed spectra of radio pulsars and radio-quiet NSs. We have studied the H and He atmospheres of NSs with magnetic fields $B \sim 10^{12} - 10^{15}$ G and effective temperatures $T_{\text{eff}} \sim 10^5 - 10^7$ K (Ho & Lai 2001, 2003; Ho et al. 2002). Here we briefly discuss our atmosphere model and the effects of vacuum polarization and

report on recent work in incorporating hydrogen bound species in the models to produce partially ionized atmospheres.

ATMOSPHERE MODEL

We consider an isolated NS with a plane-parallel atmosphere. This is justified since the atmospheric scale height $H \lesssim 10$ cm is much less than the NS radius $R \approx 10$ km. The atmosphere is composed of pure hydrogen. A uniform magnetic field \mathbf{B} , aligned perpendicular to the surface, permeates the atmosphere, and the spectra presented indicate emission from a local patch of the NS surface with the indicated magnetic field strength and effective temperature.

In the highly magnetized plasma that characterizes NS atmospheres, there are two photon polarization modes, and they have very different radiative opacities. The two photon modes are the extraordinary mode (X-mode), which is mostly polarized perpendicular to the $\hat{\mathbf{k}} - \hat{\mathbf{B}}$ plane, and the ordinary mode (O-mode), which is mostly polarized parallel to the $\hat{\mathbf{k}} - \hat{\mathbf{B}}$ plane, where $\hat{\mathbf{k}}$ specifies the direction of photon propagation and $\hat{\mathbf{B}}$ is the direction of the external magnetic field. The O-mode has a significant component of its electric field \mathbf{E} along $\hat{\mathbf{B}}$ for most directions of propagation, except when $\hat{\mathbf{k}}$ is nearly parallel to $\hat{\mathbf{B}}$, and therefore the O-mode opacity is close to the $B = 0$ value, while the X-mode opacity is much smaller.

To construct self-consistent atmosphere models requires successive iterations, where the temperature profile $T(\tau)$ is adjusted from the previous iteration in order to satisfy radiative equilibrium (τ is the Thomson depth within the atmosphere). We solve the radiative transfer equations (RTEs) for the two coupled photon polarization modes, together with the boundary conditions, by the finite difference scheme described in Mihalas (1978). We use a variation of the Unsöld-Lucy temperature correction method as described in Mihalas (1978) but modified to account for full radiative transfer by two propagation modes in a magnetic medium. The process of determining the radiation intensity from the RTE for a given temperature profile, estimating and applying the temperature correction, and then recalculating the radiation intensity is repeated until convergence of the solution is achieved (see Ho & Lai 2001 for details of our numerical method).

VACUUM POLARIZATION

It is well-known that polarization of the vacuum due to virtual e^+e^- pairs becomes significant when $B \gtrsim B_Q$, where $B_Q = m_e^2 c^3 / e \hbar = 4.414 \times 10^{13}$ G. Vacuum polarization modifies the dielectric property of the medium and the polarization of photon modes, thereby altering the radiative scattering and absorption opacities (see Ho & Lai 2003 and references therein). Of particular interest is the “vacuum resonance” phenomenon, which occurs when the effects of the vacuum and plasma on the linear polarization of the modes cancel each other, giving rise to a resonance feature in the opacity at photon energy $E_V \approx 1.02 (Z/A)(\rho/1 \text{ g cm}^{-3})^{1/2} (B/10^{14} \text{ G})^{-1} f(B)$ keV, where Z and A are the atomic charge and mass of the ion, respectively, ρ is the density, and $f(B)$ is a slowly-varying function of B of order unity.

It was shown in Lai & Ho (2002, 2003) (see also Gnedin et al. 1978; Pavlov & Gnedin 1984) that high energy photons propagating in the atmospheric plasma can adiabatically convert from one polarization mode into another at the vacuum resonance density $\rho_V \approx 0.96 (A/Z)(E/1 \text{ keV})^2 (B/10^{14} \text{ G})^2 f(B)^{-2} \text{ g cm}^{-3}$. Across the resonance, the orientation of the polarization ellipse rotates by 90° , although the helicity does not change (see Figure 1). This resonant mode conversion is analogous to the Mikheyev-Smirnov-Wolfenstein (MSW) effect for neutrino oscillations. Because the two photon modes have vastly different opacities, this vacuum-induced mode conversion can significantly affect radiative transfer in strongly magnetized atmospheres. Figure 2 illustrates the main effect that vacuum polarization has on the atmosphere spectrum. The left side of Figure 2 shows the decoupling densities of the O-mode and X-mode photons (i.e., the densities of their respective photospheres) when the vacuum polarization effect is neglected. The right side of Figure 2 shows that the effective decoupling depths of the photons are changed when the vacuum resonance lies between these two photospheres. We see from Figure 2 that mode conversion makes the effective decoupling density of X-mode photons (which carry the bulk of the thermal energy) smaller, thereby depleting the high energy tail of the spectrum and making the spectrum closer to blackbody (although the spectrum is still harder than blackbody because of non-grey opacities). This expectation is borne out in self-consistent atmosphere

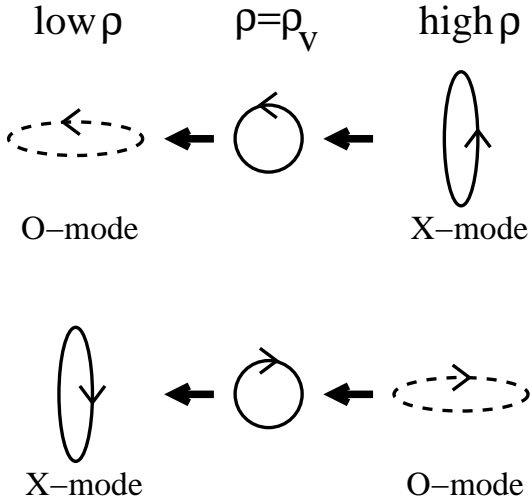


Fig. 1. A schematic diagram illustrating mode conversion due to vacuum polarization: As an X-mode (O-mode) photon at high density traverses the vacuum resonance density ρ_V , it becomes an O-mode (X-mode) photon at low density if the adiabatic condition is satisfied. In this evolution, the polarization ellipse rotates 90° , and the photon opacity changes significantly.

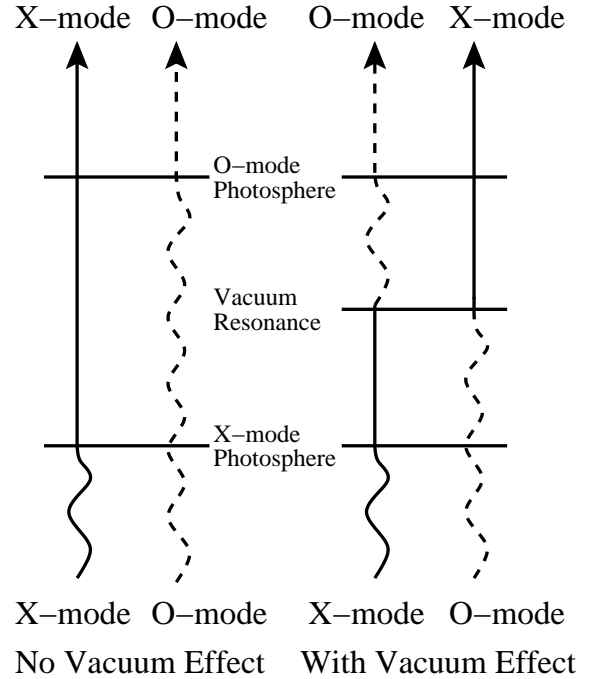


Fig. 2. A schematic diagram illustrating how vacuum polarization-induced mode conversion affects radiative transfer in a magnetar atmosphere. When the vacuum polarization effect is turned off, the X-mode photosphere (where optical depth ~ 1) lies deeper than the O-mode. With the vacuum polarization effect included, the X-mode effectively decouples (emerges) from the atmosphere at the vacuum resonance, which lies at a lower density than the (original) X-mode photosphere.

modeling presented in Ho & Lai 2003 and illustrated in Figure 3¹ for the case of $B = 5 \times 10^{14}$ G and $T_{\text{eff}} = 5 \times 10^6$ K.

Another important effect of vacuum polarization on the spectrum, first noted in Ho & Lai 2003 and illustrated in Figure 3, is the suppression of proton cyclotron lines (and other spectral lines; see below). The physical origin for such line suppression is related to the depletion of continuum flux; this depletion makes the decoupling depths inside and outside the line similar.

PARTIALLY IONIZED ATMOSPHERES

A major complication when incorporating bound species in the atmosphere models arises from the strong coupling between the center-of-mass motion of the atom and the internal atomic structure. Potekhin & Chabrier (2003) have constructed the first thermodynamically consistent equation of state and opacity models of partially ionized hydrogen plasmas in strong magnetic fields. From the work of Potekhin & Chabrier (2003), we obtain tables for the equation of state and absorption opacities of hydrogen, including the bound states. We interpolate between the table values to obtain densities and absorption opacities corresponding to the numerical grid of our models.² Thus we are able to obtain partially ionized hydrogen

¹ All the models presented here use the corrected free-free absorption, which properly accounts for electron-ion collisions (Potekhin & Chabrier 2003; see also Ho et al. 2002).

² Note that we calculate the polarization vectors of the medium assuming the medium is fully ionized since the abundance of bound species is very low for the cases considered; this is not strictly correct (see Bulik & Pavlov 1996 for the case where the

atmosphere models (Ho et al. 2002).

Figure 4 shows the spectra of hydrogen atmospheres with $B = 10^{12}$ G and $T_{\text{eff}} = 5 \times 10^5$ K, along with the non-magnetic hydrogen atmosphere model at the same T_{eff} and the blackbody spectrum with $T = 5 \times 10^5$ K. The proton cyclotron line at 6.3 eV is clear in both the fully ionized and partially ionized spectra.³ It is clear from Figure 4 that spectral features due to bound species at this field strength lie within the extreme UV ($E \gtrsim 50$ eV) to very soft X-ray ($E \lesssim 0.2$ keV) regime and therefore are likely to be unobservable due to interstellar absorption. However, the effect of bound species on the temperature profile of the atmosphere and the continuum flux is significant. In particular, the optical flux is higher for the partially ionized atmospheres compared to the fully ionized atmospheres for the same T_{eff} . On the other hand, the partially and fully ionized models both yield very similar (neglecting the spectral features) X-ray flux for a given effective temperature, with the partially ionized model fluxes slightly lower than those from the fully ionized models; thus fitting only the high energy flux with fully ionized models would yield fairly accurate NS temperatures.

Figure 5 compares the partially and fully ionized models (neglecting vacuum polarization) of hydrogen atmospheres with $B = 5 \times 10^{14}$ G and $T_{\text{eff}} = 5 \times 10^6$ K. Neglecting vacuum polarization allows us to distinguish features due to neutral atoms in the atmosphere; broad absorption features due to bound-free and bound-bound transitions at $E \sim 0.76$ keV and 4 keV, respectively, are apparent (the latter is from blending of two bound-bound transitions at 3.4 keV and 6.5 keV). The continuum flux between the models is not significantly different, and as noted in Ho & Lai (2001, 2003) and Zane et al. (2001), the proton cyclotron line is very broad when vacuum polarization is neglected. Figure 6 compares the models with vacuum polarization (complete mode conversion; see Ho & Lai 2003). We see that vacuum polarization softens the high energy tail of the spectrum in the partially ionized model, like the fully ionized model. In addition, we see that vacuum polarization also suppresses spectral features due to the bound species of hydrogen. The reduced width of the proton cyclotron line and spectral features associated with bound transitions makes these features difficult to observe with current X-ray detectors, and we suggest that the absence of lines in the observed spectra of several AXPs (Patel et al. 2001; Juett et al. 2002; Tiengo et al. 2002) may be an indication of the vacuum polarization effect at work in these systems.

ACKNOWLEDGMENTS

We are grateful to the Cornell Hewitt Computer Laboratory for the use of their facilities. This work is supported in part by NASA grant NAG 5-12034 and NSF grant AST 9986740. D.L. is also supported by a fellowship from the A.P. Sloan Foundation. The work of A.Y.P. is supported by RFBR grant 02-02-17668

REFERENCES

- Becker, W., X-ray emission characteristics of pulsars, in *Proc. IAU Symp. 195, Highly Energetic Physical Processes and Mechanisms for Emission from Astrophysical Plasmas*, edited by P.C.H. Martens, S. Tsuruta, M.A. Weber, pp.49-60, Astronomical Society of the Pacific, San Francisco, 2000.
- Bulik, T., and G.G. Pavlov, Polarization modes in a strongly magnetized hydrogen gas, *Astrophys. J.*, **469**, 373-387, 1996.
- Gnedin, Yu.N., G.G. Pavlov, and Yu.A. Shibano, Effect of vacuum birefringence in a magnetic field on the polarization and beaming of X-ray pulsars, *Sov. Astron. Lett.*, **4**, 117-119, 1978.
- Ho, W.C.G., and D. Lai, Atmospheres and spectra of strongly magnetized neutron stars, *Monthly Notices of the Royal Astronomical Society*, **327**, 1081-1096, 2001.
- Ho, W.C.G., and D. Lai, Atmospheres and spectra of strongly magnetized neutron stars - II. The effect of vacuum polarization, *Monthly Notices of the Royal Astronomical Society*, **338**, 233-252, 2003.
- Ho, W.C.G., D. Lai, A.Y. Potekhin, et al., Atmospheres of magnetic neutron stars - Partially ionized hydrogen models, private communication, 2002.

atmosphere is completely neutral).

³ The width of the proton cyclotron line in all the partially ionized models is due to the finite energy grid of the models and not an indication of the true line width; the true width is narrower.

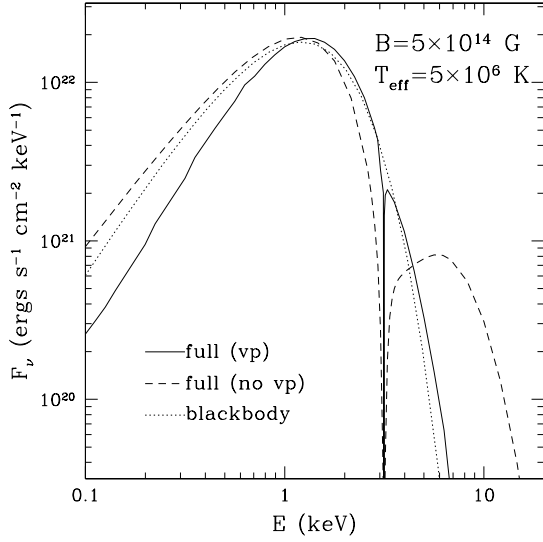


Fig. 3. Spectra of fully ionized hydrogen atmospheres with $B = 5 \times 10^{14}$ G and $T_{\text{eff}} = 5 \times 10^6$ K. The solid line is for an atmosphere which includes vacuum polarization, the dashed line is for an atmosphere which neglects vacuum polarization, and the dotted line is for a blackbody with $T = 5 \times 10^6$ K.

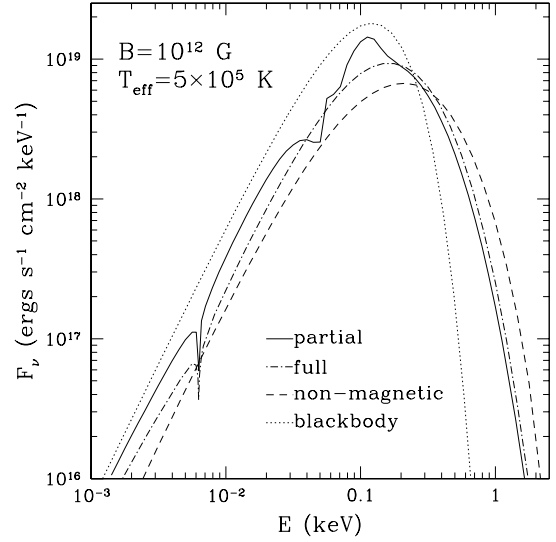


Fig. 4. Spectra of hydrogen atmospheres with $B = 10^{12}$ G and $T_{\text{eff}} = 5 \times 10^5$ K. The solid line is for a partially ionized atmosphere, the dot-dashed line is for a fully ionized atmosphere, the dashed line is for a fully ionized non-magnetic atmosphere, and the dotted line is for a blackbody with $T = 5 \times 10^5$ K.

- Hurley, K., 4.5 ± 0.5 soft gamma ray repeaters in review, in *Gamma-Ray Bursts: Fifth Huntsville Symposium*, AIP Conf. Proc. 526, edited by R.M. Kippen, R.S. Mallozzi, and G.J. Fishman, pp.515-522, American Institute of Physics, New York, 2000.
- Israel, G., S. Mereghetti, and L. Stella, Observations of anomalous X-ray pulsars, in press, *Memorie della Società Astronomica Italiana*, 2001 (astro-ph/0111093).
- Juett, A.M., H.L. Marshall, D. Chakrabarty, et al., Chandra high-resolution spectrum of the anomalous X-ray pulsar 4U 0142+61, *Astrophys. J.*, **568**, L31-34, 2002.
- Lai, D., and W.C.G. Ho, Resonant conversion of photon modes due to vacuum polarization in a magnetized plasma: Implications for X-ray emission from magnetars, *Astrophys. J.*, **566**, 373-377, 2002.
- Lai, D., and W.C.G. Ho, Transfer of polarized radiation in strongly magnetized plasmas and thermal emission from magnetars: Effect of vacuum polarization, submitted to *Astrophys. J.*, 2003 (astro-ph/0211315).
- Mereghetti, S., L. Chiarlone, G.L. Israel, et al., Anomalous X-ray pulsars, in *Proc. 270 WE-Heraeus Seminar on Neutron Stars, Pulsars, and Supernova Remnants*, edited by W. Becker, H. Lesch, and J. Trümper, pp.29-43, MPI, Garching, 2002.
- Mihalas, D., *Stellar Atmospheres*, 2nd ed., W.H. Freeman and Co., San Francisco, 1978.
- Patel, S.K., C. Kouveliotou, P.M. Woods, et al., Chandra observations of the anomalous X-ray pulsar 1E 2259+586, *Astrophys. J.*, **563**, L45-48, 2001.
- Pavlov, G.G., and Yu.N. Gnedin, Vacuum polarization by a magnetic field and its astrophysical manifestations, *Sov. Sci. Rev. E*, **3**, 197-253, 1984.
- Pavlov, G.G., V.E. Zavlin, and D. Sanwal, Thermal radiation from neutron stars: Chandra results, in *Proc. 270 WE-Heraeus Seminar on Neutron Stars, Pulsars, and Supernova Remnants*, edited by W. Becker, H. Lesch, and J. Trümper, pp.273-286, MPI, Garching, 2002.
- Pavlov, G.G., Yu.A. Shibano, V.E. Zavlin, et al., Neutron star atmospheres, in *Lives of the Neutron Stars*, edited by M.A. Alpar, Ü. Kiziloğlu, and J. van Paradijs, pp.71-90, Kluwer, Boston, 1995.
- Potekhin, A.Y., and G. Chabrier, Equation of state and opacities for hydrogen atmospheres of neutron stars with strong magnetic fields, in press, *Astrophys. J.*, 2003.
- Thompson, C., Astrophysics of the soft gamma ray repeaters and anomalous X-ray pulsars, in *Neutron*

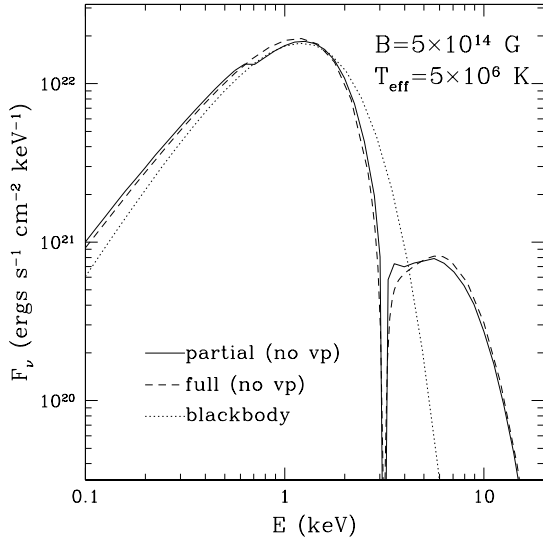


Fig. 5. Spectra of hydrogen atmospheres with $B = 5 \times 10^{14}$ G, $T_{\text{eff}} = 5 \times 10^6$ K, and neglects vacuum polarization. The solid line is for a partially ionized atmosphere, the dashed line is for a fully ionized atmosphere, and the dotted line is for a blackbody with $T = 5 \times 10^6$ K.

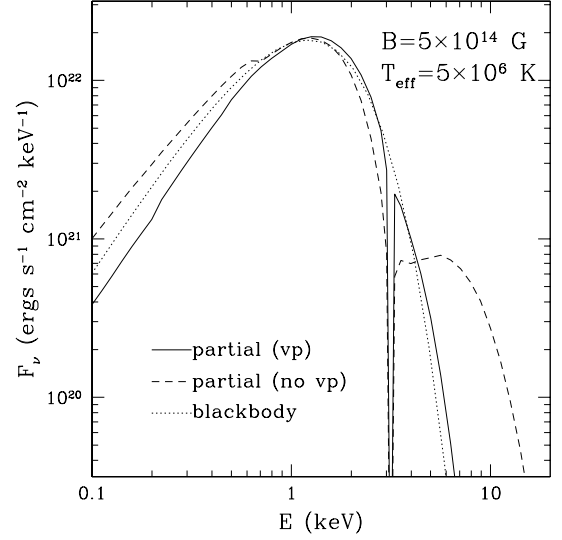


Fig. 6. Spectra of partially ionized hydrogen atmospheres with $B = 5 \times 10^{14}$ G and $T_{\text{eff}} = 5 \times 10^6$ K. The solid line is for an atmosphere which includes vacuum polarization, the dashed line is for an atmosphere which neglects vacuum polarization, and the dotted line is for a blackbody with $T = 5 \times 10^6$ K.

Star-Black Hole Connection, edited by C. Kouveliotou, J. Ventura, and E. van den Heuvel, pp.369-392, Kluwer, Dordrecht, 2001.

Thompson, C., and R.C. Duncan, Soft gamma ray repeaters as very strongly magnetized neutron stars. II. Quiescent neutrino, X-ray, and Alfvén wave emission, *Astrophys. J.*, **473**, 322-342, 1996.

Tiengo, A., E. Göhler, R. Staubert, et al., Anomalous X-ray pulsar 1E 1048.1–5937: Phase resolved spectroscopy with the XMM-Newton satellite, *Astron. & Astrophys.*, **383**, 182-187, 2002.

Treves, A., R. Turolla, S. Zane, et al., Isolated neutron stars: Accretors and coolers, *Pub. Astron. Soc. Pacific*, **112**, 297-314, 2000.

Zane, S., R. Turolla, L. Stella, et al., Proton cyclotron features in thermal spectra of ultramagnetized neutron stars, *Astrophys. J.*, **560**, 384-389, 2001.

Zavlin, V.E., and G.G. Pavlov, Modeling neutron star atmospheres, in *Proc. 270 WE-Heraeus Seminar on Neutron Stars, Pulsars, and Supernova Remnants*, edited by W. Becker, H. Lesch, and J. Trümper, pp.263-272, MPI, Garching, 2002.

E-mail address of W.C.G. Ho wynnho@astro.cornell.edu

Manuscript received

; revised

; accepted