

The *Chandra* Observations of the Two Pulsars PSR 0628-28 and PSR 1813-36

Hakkı Ögelman^a, Emre Tepedelenlioğlu^a, Patrick O. Slane^b

^a*Department of Physics, University of Wisconsin-Madison, 1150 University Avenue, Madison, WI 53706*

^b*Harvard-Smithsonian Center for Astrophysics 60 Garden Street, Cambridge, MA 02138*

Abstract

PSR 0628-28 is an X-ray emitting radio pulsar which was observed with Advanced CCD Imaging Spectrometer (ACIS) on board *Chandra* on 2001 November 04 and on 2002 March 25 for 2700 s and 17000 s, respectively. The source countrate was 0.0111 ± 0.0008 cps. We detected pulsations consistent with the radio frequency of $f = 0.80370338 \pm 0.000059$ at a pulsed fraction $25.4\% \pm 2\%$ making PSR 0628-28 to be the longest period X-ray emitting pulsar. The spectral distribution of counts can be described by several model fits. A blackbody fit yields a temperature $kT = 4.53_{-0.14}^{+0.13} \times 10^6$ K where we assumed $N_H = 1.07 \times 10^{21} \text{ cm}^{-2}$ and a powerlaw fit yields a photon index of $\gamma = 2.45 \pm 0.15$ with the same hydrogen column density. The distance of 2.14 kpc calculated from the dispersion measure gives a blackbody radius of ~ 1 km. Confirming the previous *ROSAT* pointed observation for PSR 1813-36, there was no positive detection from the 30ks *Chandra* ACIS observation on 2001 October 25. We obtained an upper limit for the countrate of 2.3×10^{-4} cps.

Key words: Pulsars: Individual: PSR 0628-28, PSR 1813-36, Stars: Neutron, X-rays: Stars, Pulsars

1 Introduction

During the *ROSAT all sky survey* PSR 1813-36 and PSR 0628-28 had detection likelihood just below the detection threshold, Becker et al. (1992). Therefore both pulsars had follow-up *ROSAT* pointed observations. PSR 1813-36 was not detected which also is the case for the *Chandra* observation. However PSR 0628-28 was detected with ~ 60 counts in the *ROSAT* pointed observation and here we report a positive detection of a point source within $2''$ of the pulsar's radio position, and timing analysis shows a periodic behaviour with a period

($P=1.24$ s) consistent with the radio period. So it can be confidently said that PSR 0628-28 was detected by *Chandra*. Due to low countrate spectral analysis did not suffice to distinguish between various pulsar models such as, powerlaw spectrum or a blackbody spectrum.

In this article we report on observations acquired for both pulsars, namely PSR 1813-36 and PSR 0628-28. In section 2 we briefly describe the parameters of the instrument and the observations for both pulsars. The timing and spectral results for PSR 0628-28 is reported in section 3. Finally, a discussion of the implications of the findings is presented in section 4.

2 Observations

2.1 PSR 0628-28

PSR 0628-28 was observed twice, one on 2001 November 04 and the other on 2002 March 25 for 2700 s and 17000 s. For both observations photons were collected using the Advanced CCD Imaging Spectrometer (ACIS; Burke et al. (1997)), which has resolution $\Delta E/E \sim 0.1$ at 1 keV scaling as $1/\sqrt{E}$ over its 0.2-10 keV range. The pulsar was positioned on the back-illuminated S3 chip of the ACIS-S array, offset by $0'.58$ from the aim point, where the PSF is undersampled by the $0''.4920 \times 0''.4920$ CCD pixels. Data were collected in the nominal timing mode, with 1.141s exposures between CCD read-outs, and in "FAINT" spectral mode. Data reduction and analysis were performed by CIAO data analysis software package. We reprocessed the Level 1 event data to correct the detrimental effects of charge transfer efficiency. The imaging, timing and spectral analysis presented here were done only on the 17 ks observation, the 2.7 ks observation was disregarded due to the inconsistency in the countrate with the longer observation and interruption by a large solar storm. The measured PSF of PSR 0628-28 is consistent with the ACIS point-source response, hence the ACIS image reveals a pointlike X-ray source at the pulsar position. The *Chandra* position of PSR 0628-28 is $\alpha = 06^h30^m49''.427$, $\delta = -28^\circ34'43''.60$ (J2000.0), which considering $0''.5$ rms error of *Chandra* is in good agreement with the radio position of $\alpha=06^h30^m49''.531$, $\delta = -28^\circ34'43''.60$ (J2000.0), Taylor et al. (1993).

2.2 PSR 1813-36

PSR 1813-36 was observed on 2001 October 25 for 30 ks with ACIS-S. Confirming the previous result for the *ROSAT* pointing observation no source was detected at the pulsar position of $\alpha=18^h17^m05''.76$, $\delta=-36^\circ18'05''.50$ (J2000.0),

Taylor et al. (1993). The observation yielded a background countrate per pixel square of 3.4×10^{-6} cps/pixel², hence for a 50 pixel² extraction region and a signal to noise ratio of 3 the source should have minimum countrate of 2.3×10^{-4} cps for detectability. Assuming a powerlaw like spectrum this countrate gives an upperlimit for the flux of 1.5×10^{-15} erg cm⁻² s⁻¹, which is in the sensitivity range of ACIS-S (0.2-10 keV), for a detector ontime of 30 ks. In the same range the implied X-ray flux from spin-down energy is 2.1×10^{-15} erg s⁻¹, which corresponds to a luminosity of $L_X = 3.7 \times 10^{30}$ erg s⁻¹ at an assumed distance of 3.8 kpc.

3 Results for PSR 0628-28

3.1 Timing

To search for pulsations from PSR 0628-28 184 source counts were extracted from a 2'' radius aperture around the *Chandra* position of the pulsar. The photon arrival times were barycenter corrected using CIAO axbary program. Then the Z_1^2 statistic (Rayleigh test, Buccheri et al. (1983)) was calculated over a narrow range of frequencies around the expected radio frequency ($f = 0.803748215$ Hz referenced to MJD 40,585, Taylor et al. (1993)) The resulting periodogram peaked at a value of $Z_1^2 = 11.8961$ at $f = 0.80370338 \pm 0.000059$ Hz referenced to the observation epoch MJD 52,358.9. Which is consistent with the value obtained for the frequency from extrapolation of the radio ephemeris (f, \dot{f}). The chance probability of getting this value of the Z_1^2 statistic at the exact radio frequency $\sim 2.6 \times 10^{-3}$. This detection firmly establishes PSR 0628-28 as one of handful of X-ray emitting radio- pulsars. With a period of $P = 1.244$ s PSR 0628-28 has the longest period among the X-ray emitting radio pulsars. The pulse profile of PSR 0628-28 folded at the X-ray period of 1.244 s is shown in Figure 1. The profile is broad and single-peaked with a first harmonic pulse fraction of $25.4\% \pm 2\%$.

3.2 Spectral

To fit a spectral model to the pulsar data we extracted the source counts from a circle of radius 2'' and extracted the background photons from a box of dimensions 131'' \times 135'', which was taken considerably away from the pulsar where no other sources were present. The countrates for the source and background were 0.0111 cps and 0.214 cps, respectively. The CIAO tool MKARF and MKRMF were used to build the corresponding point-source mirror response matrix. The extracted photons then were binned with 0.5 keV intervals. The resulting

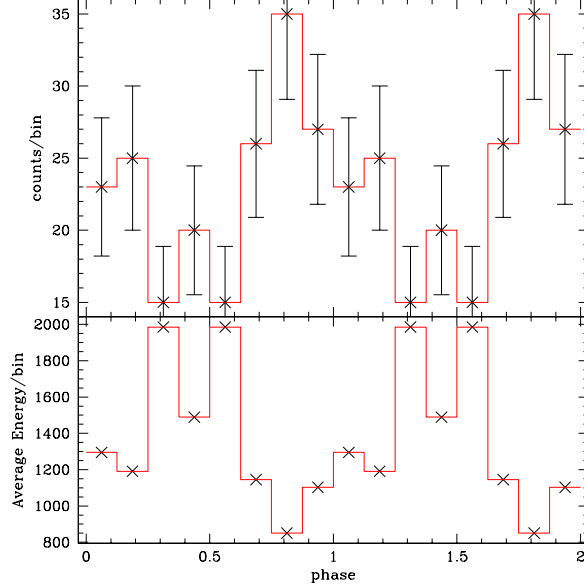


Figure 1. The pulse profile for PSR 0628-28 . Two cycles are plotted for clarity. The bottom panel shows the average energy in eV per phase bin. Notice that the pulse consists of relatively softer photons.

Table 1: Model parameters for PSR 0628-28

Model		Reduced χ^2	Flux in $\text{erg cm}^{-2} \text{s}^{-1}$
Blackbody	$kT = 0.39^{+0.011}_{-0.012} \text{ keV}$	1.1	3.12×10^{-14}
Powerlaw	$\gamma = 2.45^{+0.15}_{-0.15}$	0.36	4.77×10^{-14}

NOTE For both models N_H was fixed at a value of $1.07 \times 10^{21} \text{ cm}^{-2}$.

spectra were fitted using the generalized fitting engine of CIAO, *Sherpa*. Two different models were tried, a blackbody and a powerlaw model, with fixing the interstellar absorption to a value $N_H = 1.07 \times 10^{21} \text{ cm}^{-2}$, which was derived from the dispersion measure (DM), Taylor et al. (1993). The blackbody fit had a χ^2 of 33 for 30 degrees of freedom (see Figure 2). The best fit parameter for this fit was $kT = 0.39 \text{ keV}$ (66% confidence) for the surface temperature of the neutron star (see Table 1). This model gives an absorbed flux of $3.1 \times 10^{-14} \text{ erg cm}^{-2} \text{s}^{-1}$ in the 0.1-10 keV range, with a distance of 2.14 kpc this flux corresponds to a X-ray luminosity of $L_X = 1.72 \times 10^{31} \text{ erg s}^{-1}$, in the same range. These parameters imply an emitting region of radius $\sim 1 \text{ km}$. A powerlaw fit with a photon index of 2.45 also gave an acceptable χ^2 of 11 for 30 degrees of freedom. This fit yielded a flux of $4.8 \times 10^{-14} \text{ erg cm}^{-2} \text{s}^{-1}$, which with a distance of 2.14 kpc corresponds to a X-ray luminosity of $L_X = 1.70 \times 10^{31} \text{ erg s}^{-1}$.

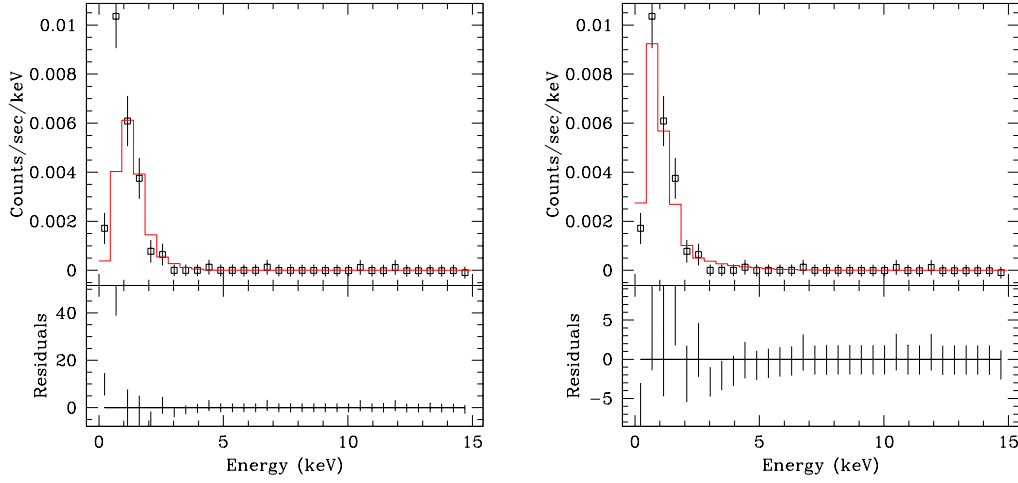


Figure 2. Spectrum of PSR 0628-28 along with (*left*) blackbody fit and (*right*) powerlaw fit. The bottom panel for both are the counting residuals.

4 Summary & Discussion

We report the discovery of pulsed X-ray emission from a long-period, (1.24s) radio-pulsar with a mild rotational energy loss-rate. Expressed in numbers: The measured power-law fit $L_X = 1.7 \times 10^{31} \text{ erg s}^{-1}$ which should be compared to the 0.1% of \dot{E} ; a robust formula which fits all the rotation-powered pulsars (Becker & Trümper (1997)) 0.1% of \dot{E} is $10^{29} \text{ erg s}^{-1}$. Effectively the observed X-ray Luminosity is 100 times more than that predicted by the magnetospheric model. The blackbody fit luminosity is about the same as the powerlaw luminosity; What is the source of this extra luminosity? PSR 0628-28 is an extreme pulsar long-period, small \dot{E} . The physical process producing the X-rays may include reheating due to vortex creep, accretion from a fall-back disc, magnetic decay like the AXPs or accretion from the ISM. Also the luminosity derived from the blackbody fit ($L_X = 1.72 \times 10^{31} \text{ erg s}^{-1}$) and the characteristic age ($P/2\dot{P} = 2.8 \times 10^6 \text{ yr}$) of the pulsar puts it on the standard cooling curve, see Figure 3; Although it is on the fast-falling, photon-cooling dominated part.

More detailed multi-wavelength observations will resolve the issues listed above; *Chandra* observations have focused our attention on this extreme pulsar.

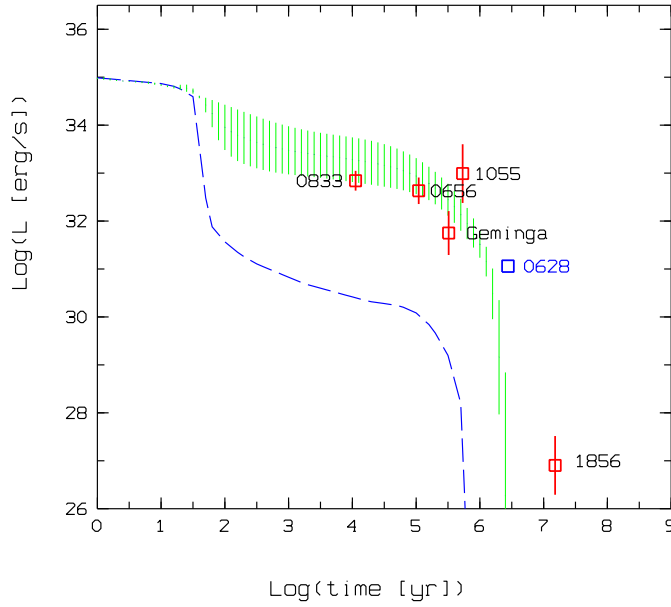


Figure 3. The cooling curve for neutron stars and PSR 0628-28 , where it's luminosity is derived from the blackbody fit. The dashed line is the exotic cooling curve and the shaded region is various standard cooling curves.

References

- Becker W., J. Trümper, H. Ögelman, Search for cooling neutron stars in the *ROSAT* survey, in *Isolated Pulsars*, edited by Van Riper K. A., Epstein R. and Ho C., pp. 104, Cambridge University Press, 1992.
- Burke, B. E., J. Gregory, M. W. Bautz, *IEEE Trans. Electron Devices*, **44**, 1633, 1997.
- Taylor J. H., R. N. Manchester, A. G. Lyne, Catalog of 558 pulsars, *Astrop. J. Suppl. Ser.* **88**, 529, 1993.
- Buccheri R., K. Bennett , G. F. Bignami et al., Search for pulsed γ -ray emission from the radio pulsars in the COS-B data, *Astronomy & Astrophysics* **128**, 245, 1983.
- Becker W., J. Trümper, The X-ray luminosity of rotation-powered neutron stars, *Astronomy & Astrophysics* **326**, 682, 1997.