

The Crab Nebula: 3-dimensional Modeling

Shinpei SHIBATA, Haruhiko TOMATSURI, Makiko SHIMANUKI,
Kazuyuki SAITO, Yuji NAKAMURA,

Department of Physics Yamagata University, Yamagata 990-8560, JAPAN,

Koji MORI

*Department of Astronomy and Astrophysics, 525 Davey Laboratory,
The Pennsylvania State University, University Park, PA 16802, USA*

October 31, 2018

*to appear in proc. of "2002 International Science Symposium on The Universe
Viewed in Gamma-Rays", 2002*

Abstract

We construct an axisymmetric model for the Crab Nebula. The flow dynamics is based on the model by Kennel and Coroniti (1984), but we assume that the kinetic-energy-dominant wind is confined in the equatorial region. We calculate the evolution of the distribution function of the electron-positron plasma flowing out after the shock. Given viewing angles, we reconstruct an image of the nebula and also spatially resolved spectra, and we compare them with the Chandra results.

We obtain spatially resolved spectra which agree well with the Chandra results. However, it is found that the assumption of toroidal field does not account for the Chandra image. We need to assume disordered magnetic field with amplitude as large as the mean toroidal field. In addition, brightness contrast between fore and back sides of the ring cannot be reproduced if we assume that the σ -parameter is as small as $\sim 10^{-3}$. We speculate that if the magnetic energy is released by some process making turbulent field in the nebula flow, e.g. by magnetic reconnection, then the difficulties may be

resolved: the image can be a ring, and the brightness contrast is higher. The estimate of σ can be larger than previously expected.

1 Introduction

A standard picture of the Crab Nebula was given by Kennel and Coroniti (KC; 1984). According to their picture, a super-fast MHD wind generated by the central pulsar terminates at a shock, and the nebula is identified as a post shock flow shining in synchrotron radiation. The central cavity of the nebula is occupied by the wind. The shock position is supposed to locate at the standing inner wisp.

The KC model is very much successful because it explains well the synchrotron luminosity, spectrum and the size of the nebula. An important conclusion of the KC model is that the energy of the wind is conveyed out not by magnetic field but by kinetic energy in the bulk motion of the plasma. In other words, the efficiency of wind acceleration in the rotating magnetosphere is very high: it is found to be 99.7%.

The principal parameters of the pulsar wind is its luminosity L_w , the Lorentz factor γ_w of the bulk flow and the ratio σ of the electromagnetic energy flux to the kinetic energy flux, which is referred to as the magnetization parameter. L_w is essentially the spin-down luminosity $\approx 5 \times 10^{38}$ erg/sec. The remaining two parameters, γ_w and σ , together with the confining pressure P_N , or equivalently the equipartition field $B_{eq} = \sqrt{4\pi P_N}$, determine the overall synchrotron spectrum. Given the synchrotron luminosity of 2×10^{37} erg/sec, the nebula size of 0.6 pc, the peak and turn-off energy of the synchrotron spectrum of 2 eV and 10^8 eV, respectively, it is straightforward to obtain the parameters: we find $\gamma_w = 3.3 \times 10^6$, $\sigma = 3.8 \times 10^{-3}$, and $B_{eq} = 0.38$ mG. One can even make an order-of-magnitude estimate to get these values (Shibata, Kawai and Tamura 1998). Thus, the dominance of kinetic energy of the wind seems very firm.

A more rigorous fitting to the observed spectrum of the whole nebula was made and gave similar parameters (e.g., KC, Atoyan and Aharonian 1996). The parameters are confirmed by observations of inverse Compton emission in the TeV band.

The smallness of σ , in other words, dominance of the kinetic energy is a mystery. Any wind theory is not able to explain how such a high efficiency of acceleration is achieved.

Chandra observation clearly shows disc and jets and moving wisps with seed of $0.45c$ (Mori et al. 2002), and even gives spatially resolved spectra. Because the KC model is spherically symmetric and steady, the Chandra observation might seem to make the KC model useless. However, the basic idea that the kinetic dominant wind shocks and shines seems very firm and convincing, since the wind parameters explains the brightness and spectral shape of the nebula. One may assume that the equatorial wind has different wind parameters from the polar wind. A latitude dependence of the wind parameters may suffice to explain the disc-jet structure although how such a latitude dependence is made is not known.

In this paper, we suggest a possibility that high spatial resolution of Chandra enables us to examine the assumptions which were made in the KC model but have not been checked before. In particular, they include the ideal-MHD (frozen-in) condition and toroidal field approximation. We model the nebula in 3-dimension based on the KC view and reproduce an image and spatially resolved spectra. Then, comparison with the Chandra observation (Mori 2002) is made. In this paper, we give preliminary results of this analysis, and we suggest disordered magnetic field in the nebula. We speculate that some process which converts magnetic energy into thermal energy, such as magnetic reconnection, may take place in the nebula. If the ideal-MHD condition is broken down in the nebula, the estimated value of σ should be changed.

2 A 3D Model

Our model is based on the KC model except for that the wind is confined within the equatorial region with width of $\sim \pm 10^\circ$ so that the disc will be expected in a reproduced image (see Fig. 1). (Although we also assume a polar wind by cutting the spherically symmetric wind out with an opening angle of $\pm 10^\circ$ deg for the reproduction of the image, this is just an artist's spirit, and we do not make any analysis for the polar jets.)

In the present model, the post shock flow (nebula flow) follows the steady solution given by KC. To obtain this solution, the ideal-MHD (frozen-in) condition and toroidal field approximation have been used.

If σ is much less than unity, the speed of the flow is $\sim (1/3)c$ just after the shock and decreases rapidly as $\propto r^{-2}$ (because the flow is subsonic, pressure is roughly uniform, and as a result $n \approx \text{const.}$, $nr^2v \approx \text{const.}$) Due to the

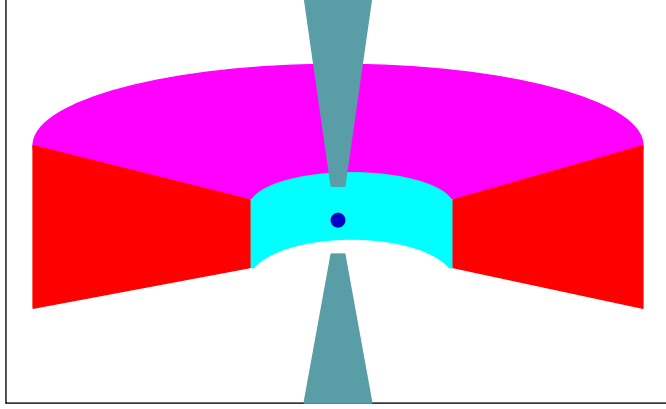


Figure 1: The three-dimensional structure we assumed for the model.

deceleration, magnetic field accumulates and is amplified according to the frozen-in condition, $B \propto r$. Once the magnetic field increases as large as the equipartition field, the magnetic pressure is important in the flow dynamics. As a result, the flow speed saturates. This is about the region where nebula is brightest (the typical size of the nebula is then given by $r = 1/(3\sqrt{\sigma})$). The smaller σ , the larger and brighter the nebula. Thus, the small σ is required to explain the luminosity of the synchrotron nebula as far as the ideal-MHD condition holds. On the other hand, the flow speed is small.

The particle distribution function is assumed to be initially a power law. Further, we assume that the distribution function is isotropic at each point, i.e., the pitch angle distribution is uniform. We calculate the evolution of the distribution function taking into account the adiabatic and synchrotron cooling. In order to reproduce an image, the specific synchrotron emissivity is integrated along line-of-sight for each point on the sky. We take into account the relativistic Doppler effect because the nebula flow is relativistic. Because the observed photons are emitted by particles directed toward the observer, emissivity depends on the pitch angle of the particles with respect to the local magnetic field.

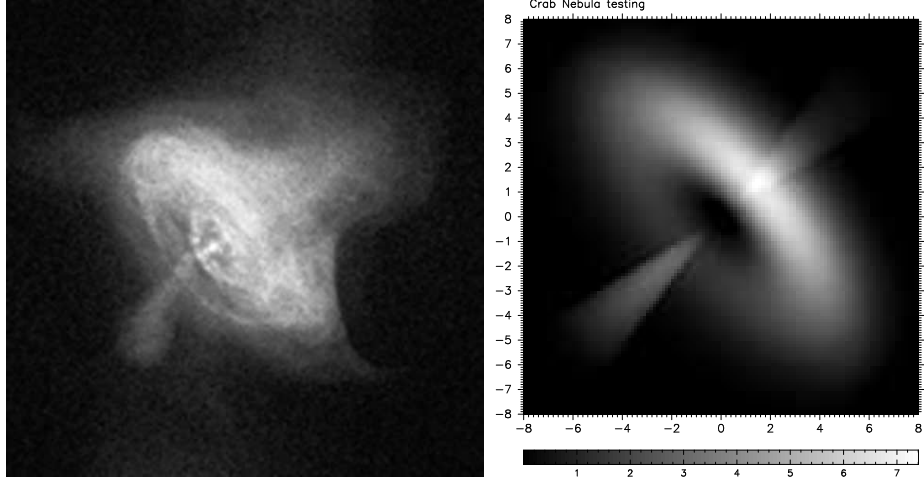


Figure 2: The Chandra image (Wiesskopf 2000) and a reconstructed image with *fake parameters*, the flow speed of $\sim 0.2c$ and random field. If we follow the KC model, the flow speed is very small (because of the smallness of σ) and the field is dominated by the toroidal field.

3 Results

For a reproduced image one may expect an ring since we have assume a disc wind such as shown in the right pannel of Fig. 2. The expected radius of the ring will be $\sim 1/3\sqrt{\sigma}$, where the nebula brightens with amplified magnetic field. However, what we have is not a ring but is a 'lip-shaped' image as shown in Fig. 3. Because the pitch angles of the particles directing toward us is small at the both corners of the ellipse, brightness is reduced there. With this effect and the central cavity, the image becomes 'lip-shaped'. If one assumes random field with a magnitude of about the same as the toroidal mean filed, a reproduced image becomes a ring (Fig. 2).

Another important thing in the reproduced image is the intensity ratio between back and fore sides of the ring. We obtain 1.3, but observed is ~ 5 . The weak contrast is caused by the strong deceleration of the nebula flow, and in turn by the smallness of σ . As far as the intensity contrast is attributed to the Doppler boosting, the weak construst is unavoidable in the frame work of the KC model.

We examine the spatially resolved spectra along a line perpendicular to

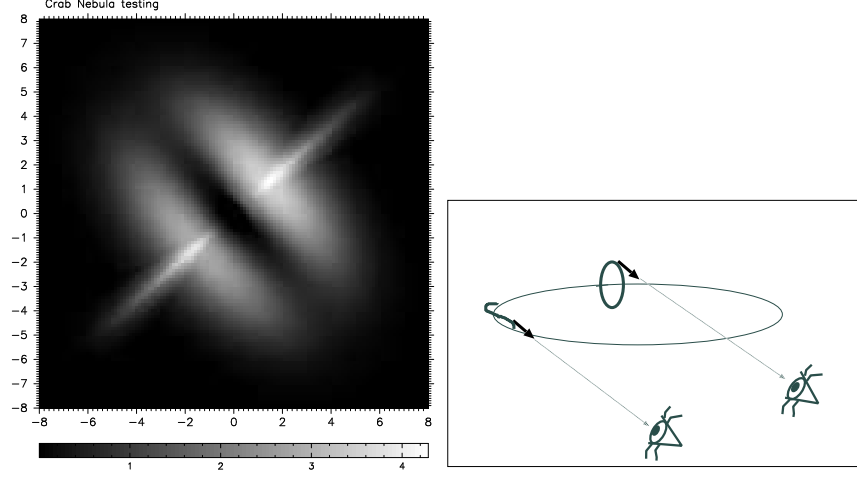


Figure 3: We obtained a 'lip-shape' image (left) from our model in which the flow speed is given by KC, and the field is assumed to be pure toroidal. The dim regions in north-east and south-west (the two ends of the ring) is due to small pitch angles of the particles which direct toward us (right).

the rotation axis, which is free from the Doppler boosting effect. According to the Chandra observation (Mori 2002), the spectral index is about 1.7 and almost constant in the inner region, while the intensity increases with distance from the center. This continues until synchrotron burn-off becomes evident. Beyond a certain point, the photon index increases up to 2.5 (the spectra become steeper), and the intensity decreases. The result of the model calculation is in agreement with this Chandra observation. However, we have to be careful about the background radiation which is caused by diffuse components other than the disc component. (Detailed analysis for this effect will be discussed in a subsequent paper.)

4 Conclusion

Applying the KC model, we reconstruct an X-ray image and spatially resolved spectra, which are compared with the Chandra result. The basic properties of the spectra are understood by the model. However, the calculated image is inconsistent with the Chandra image. Owing to the pure toroidal field, the reproduced image is 'lip-shaped'. Since σ is assumed to be small, the post

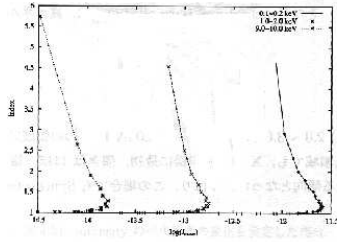


Figure 4: Spectral evolution in three X-ray bands along a line perpendicular to the rotation axis on the sky. Horizontal axis is the brightness and the vertical axis is the photon index. As the radius increases, the nebula brightens with constant photon index, and at some distance, the photon index begins to increase.

shock flow is decelerated, and as a result the brightness contrast is small. The assumptions of the toroidal field and the smallness of σ are incompatible with the observation. We suggest that there is significant turbulent magnetic field in the nebula.

A model explaining the Chandra observation may be constructed if we assume a heating process such as magnetic reconnection in the nebula flow. Suppose σ is rather large and the post shock flow is faster. The Doppler effect will cause a higher contrast of back and fore brightness. In the nebula, turbulent field is produced, and plasma is heated and brighten in synchrotron radiation so that the luminosity, and the spectral shape may be explained. Obliqueness of the pulsar causes a series of current sheets spaced with the high cylinder radius ($\sim 10^8$ cm) in the equatorial region. This effect may account for the equatorial disc. This is just a speculation but will be studied in detail in a subsequent paper.

References

- Atoyan, A. M. & Aharonian, F. A. 1996, MNRAS 278 525
- Kennel, C. F. & Coroniti, F. V. 1984, ApJ 283 694
- Kennel, C. F. & Coroniti, F. V. 1984, ApJ 283 710
- Mori, K., Hester, J. J., Burrows, D. N., Pavlov, G. G., & Tsunemi,

- H. 2002, ASP Conf. Ser. 271: Neutron Stars in Supernova Remnants, 157
- Mori, K., 2002 PhD thesis, Ohsaka University
- Wiesskopf, M. C., et al. 2000, ApJ 536 L81