

A Puzzling Paucity of Double Peaked X-ray Pulsars

T. Bulik¹, D. Gondek-Rosińska^{2,1}, A. Santangelo³, T. Mihara⁴, M. Finger,⁵ M. Cemeljić⁶

¹Nicolaus Copernicus Astronomical Center, Bartycka 18, 00716 Warsaw, Poland

²LUTH, Observatoire de Paris, Place Jules Janssen, F-92 195 Meudon Cedex, France

³IFCAI-CNR, Via Ugo La Malfa 153, 90146 Palermo, Italy

⁴RIKEN, 2-1 Hirosawa, Wako, Saitama 351-0198, Japan

⁵NASA MSFC, Huntsville, AL USA

⁶AIP, An der Sternwarte 16, D-14482 Potsdam, Germany

Received / Accepted

Abstract. Accretion powered pulsars exhibit a variety of lightcurves. In this paper we propose to classify the observed lightcurves as single or double pulsed. We analyze the lightcurves of 86 accretion powered pulsars and assign them to these classes. We present three datasets: first in which the classification can be easily done, second for which the classification is more difficult and not certain, and third for which we were unable to classify the pulsar because of lack of published data. We analyze a simple model in which the angles between the magnetic and rotation axis β , and between the rotation axis and the line of sight θ are random, and show that it is inconsistent with the data. We also present a model in which the angle between the magnetic axis and rotation axis is restricted and compare it with the data. This leads to an upper limit on the angle $\beta < 40^\circ$. We conclude that there must be a mechanism that leads to alignment of the magnetic and spin axis in X-ray pulsars.

Key words. neutron stars – X-rays

1. The lightcurves of accretion powered X-ray pulsars

Accreting neutron stars were discovered nearly more than 30 years ago (Shklovsky 1967), with Cen X-3 the first one discovered which showed pulsations (Giacconi et al. 1971). Currently we know nearly one hundred accreting neutron stars, and in more than eighty of them pulsations were identified (Liu et al. 2000, 2001a). Accreting neutron stars in binaries exhibit a wide range of X-ray light curves. They vary as a function of the photon energy, and moreover in the transient sources the pulse shapes change with the variation of the luminosity.

The pulse period in accreting sources is identified with the rotation of a magnetized star. As the matter from the companion star falls onto the neutron star it is channeled onto the magnetic poles by the strong magnetic field of the neutron star. Thus the polar caps are the places where most of the emission takes place. Several theoretical models of radiation of magnetized accretion powered neutron stars have been proposed.

The magnetized radiative transfer is solved using a difference scheme (Meszaros & Nagel 1985; Bulik et al. 1992), or using Monte Carlo scheme (Lamb et al. 1990; Isenberg et al. 1998), for a review see Meszaros (1992). The radiation from each polar cap produces one pulse in the

light curve. Depending on the emission cap physics and the strength of the magnetic field each pulse may have some additional structure. When during the rotation of an accreting pulsar we see two polar caps the lightcurve should exhibit two distinct pulses (peaks), and if only one cap is seen then the lightcurve is single peaked. Each pulsar can be classified as single or double peaked depending on the location of the observer and the inclination between the rotation and the magnetic axes. In this paper we classify the observed pulsars into two classes: first the single pulsed light curves as these for which the geometry is such that only one cap is seen, and the double pulsed light curves as those for which two caps are seen. At low X-ray energies this distinction may not be clear, however in the high energy band we clearly distinguish single or double pulses, and there are no triple (or multiple) pulsed lightcurves, see e.g. Nagase (1989); Bildsten et al. (1997). By high energy band we mean at least above 10 keV, or in the pulsars where cyclotron lines were found, above the cyclotron lines.

The paper is organized as follows: in section 2 we summarize the observations, in section 3 we analyze the expected shapes and expected fraction of single and double peaked lightcurves, in section 4 we discuss the results. We summarize the conclusions in section 5.

2. Pulsar observations

In this section we review the existing observations of X-ray pulsars and attempt to classify their lightcurves according to the number of pulses in their lightcurves. We summarize our classification in Tables 1, 2, and 3. For each pulsar we have searched the literature for X-ray observations, and verified if the pulsar was observed in the band above 10 keV. The pulsars with such observations are listed in Table 1. There are 47 entries in the Table out of which 21 have been classified as double and 26 as single. Additionally we have listed 25 pulsars in Table 3 for which no lightcurve above 10 keV was available. There are 3 pulsars with likely double light curves and 22 with single in Table 3. We see that in each table there are more single pulsed than double pulsed objects. For completion we also list 14 pulsars in Table 4 for which no information on the type of the lightcurve was available. We define three sets of data corresponding to the three Tables: dataset \mathcal{S}_1 with the data of Table 1, dataset \mathcal{S}_2 with the combined data of Tables 1 and 3, and dataset \mathcal{S}_3 with all the data, and the entries of Table 4 are assumed to be double peaked.

3. The expected pulsars light curves

Let us assume that an accreting neutron star has a pure centered dipole field. In such case the geometry of accretion powered pulsars is characterized by two angles: θ - the angle between the rotation axis and direction to the observer, and β the angle between the magnetic and rotation axes. The parameter space when only one cap is seen is determined by the condition:

$$\theta < 90 - \beta - \Delta_g, \quad (1)$$

where Δ_g is the gravitational light deflection of a ray emitted parallel to the surface of the neutron star. Here we assume that the magnetic beaming is not very strong and that there are X-ray photons emitted parallel to the surface of the neutron star. Ignoring the gravitational light bending effects, i.e. in the classical Newtonian case, $\Delta_g = 0^\circ$, the parameter space for seeing just one cap is shown as the region below the solid line in Figure 1. Thus, if the angles β and θ are chosen randomly the fraction of single pulsed objects should be $1 - \pi/4 \approx 0.214$. The region for the single peaked light curves would be smaller if the radiation were strongly beamed. However, in this case the double peaked light curves would exhibit narrow pulses, contrary to what is observed - see e.g. Figure 7 in Bildsten et al. (1997).

For a set of data, like pulsars, with a well defined property, i.e. either single or double pulsed, and a given probability p that each pulsar will belong to one or another class the probability of observing n single peaked lightcurves and m double peaked in an observation of randomly chosen $n + m$ objects is given by the binomial distribution:

$$P_{n,m} = \frac{(n+m)!}{n!m!} p^n (1-p)^m, \quad (2)$$

and the probability of obtaining M or less double peaked objects in a sample containing N source is a sum

$$\mathcal{P}_{N,M} = \sum_{m=1}^M P_{N-m,m}. \quad (3)$$

We can test the consistency of the datasets defined above with the simplest model: random inclination of the magnetic axis to the rotation axis β , random direction of the line of sight θ , and no gravitational light deflection. For the dataset \mathcal{S}_1 we obtain the probability 2.66×10^{-7} that there are 21 or less double pulsars in a set of 47 observed objects. Applying this test to the dataset \mathcal{S}_2 we obtained the probability of only 9.33×10^{-17} , and for the dataset \mathcal{S}_3 this probability is 1.76×10^{-12} . Thus we see that the data are inconsistent with this simple model. This is due to the fact that the parameter space for viewing single pulsed objects is smaller than the double pulsed objects. Including the effects of the gravitational light deflection only reduces the probability of seeing one pulsed objects and makes the values of the above probabilities drop even further. We present the probability of seeing one polar cap as a function of Δ_g in the left panel of Figure 2. Another possibility to consider is that the pulsar beam is not wide but strongly collimated, and the beam has an opening angle of α . In this case for a given β there is only a small range of angles $\beta - \alpha < \theta < \beta + \alpha$ for which the pulsar is visible at all. The restriction on the parameter space for small $\alpha = 10^\circ$ is shown in Figure 1 as the shaded region. The probability of seeing only one accretion cap as a function of the angle α is shown in the right panel of Figure 2. Another possibility to consider is to allow for non aligned dipole, i.e. to assume that the two polar caps are not antipodal but can be placed anywhere on the stellar surface. A straightforward calculation neglecting the gravitational light bending effects shows that the probability of seeing just one polar cap drops in this case to 17%. Thus the probabilities computed above in the Newtonian case are conservative and inclusion of the gravitational light bending and beaming make the result even more significant.

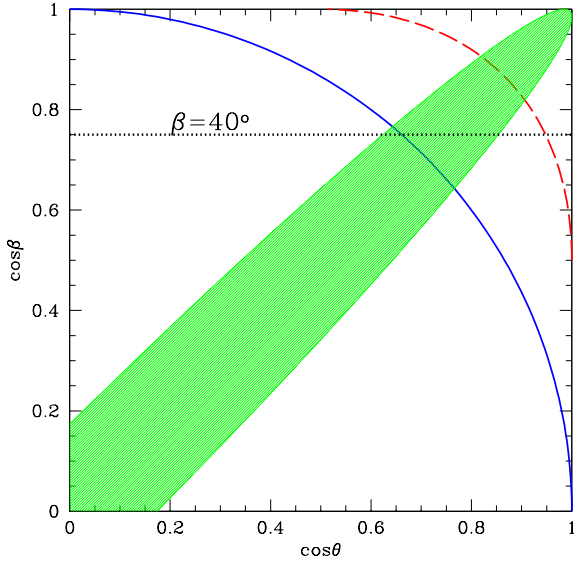
The incompatibility of the simplest model with the data prompts us to consider a more general model. We assume first that the distribution of the inclinations of the magnetic axes to the rotation axis is restricted, i.e. the angles β are limited to the range between 0 and β_{\max} . This corresponds to restricting the parameter space to the region above a horizontal line at $\cos \beta_{\max}$ in Figure 1. For each value of β_{\max} we can compute the probability of observing the given set of data using equation (3). We plot this probability as a function of β_{\max} in Figure 3. The standard model corresponds to the case $\beta_{\max} = 90^\circ$ and the probability of seeing the data rises to nearly unity for the angles $\beta_{\max} < 40^\circ$ for the datasets \mathcal{S}_1 and \mathcal{S}_3 , and $\beta_{\max} < 30^\circ$ for the dataset \mathcal{S}_2 . The probabilities of seeing one cap increases with decreasing β_{\max} , and therefore for its intermediate values the probability of seeing the data is rising to nearly unity. For the very small values of β_{\max} one expects to see nearly all pulsars as single pulsed.

Table 1. X-ray pulsars in group one, i.e. these that are easily classifiable as single an double pulsed. Part 1

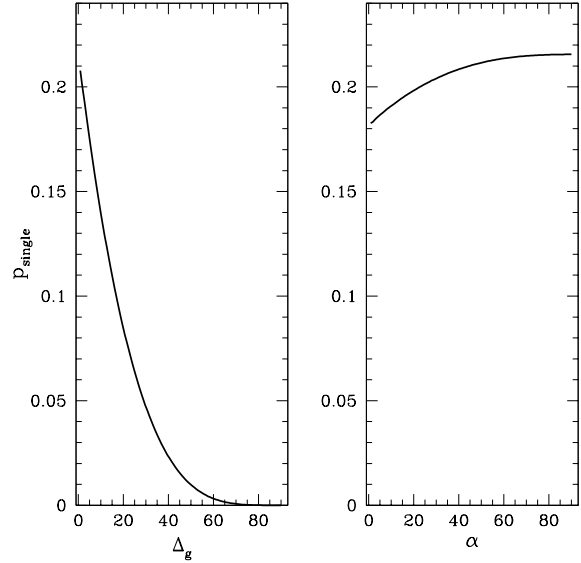
System	P_{spin}	Type	Comments	References
SAX J1808.4-3658	0.002494	Single		Wijnands & van der Klis (1998)
EXO 1024.0-5732	0.061	Double		Caraveo et al. (1989)
GRO J1744-28	0.467	Single	The Bursting Pulsar	Finger et al. (1996)
SMC X-1	0.717	Double		Levine et al. (1993)
Her X-1	1.24	Double	2nd pulse weak	Tananbaum et al. (1972); Bildsten et al. (1997)
SMC X-2	2.37	Single		Corbet et al. (2001)
4U 0115+63	3.61	Double		Tamura et al. (1992); Bildsten et al. (1997)
V0332+53	4.37	Single		Makishima et al. (1990)
GRO J1750-27	4.45	Single		Scott et al. (1997)
Cen X-3	4.82	Double	2nd pulse weak	Giacconi et al. (1971); Bildsten et al. (1997); Burderi et al. (2000)
1E 2259+586	6.98	Double		Iwasawa et al. (1992)
4U 1626-67	7.66	Single		Giacconi et al. (1972); Chakrabarty et al. (1997)
GS 0834-430	12.3	Double		Aoki et al. (1992); Wilson et al. (1997)
LMC X-4	13.4	Single		Tananbaum et al. (1972); Woo et al. (1996)
J00521-7319	15.3	Double		Finger et al. (2001)
XTE J1946+274	15.8	Double		Paul et al. (2001)
2S 1417-624	17.6	Double		Bildsten et al. (1997)
GRO J1948+32	18.7	Single		Chakrabarty et al. (1995)
RX J0117.6-7330	22.0	Double		Macomb et al. (1999)
GS 1843+00	29.5	Double		Koyama et al. (1990b)
J0112.2-7317	31.03	Single		Wilson & Finger (1998)
RX J0812.4-3114	31.9	Single	accretion flow eclipse	Reig & Roche (1999b)
OAO 1657-415	37.7	Single		Polidan et al. (1978); Bildsten et al. (1997)
EXO 2030+375	41.7	Double	broad peak with two maxima	Stollberg et al. (1999); Reig & Coe (1999)
1SAX J0054.9-7226	59	Single		Santangelo et al. (1998)
Cep X-4	66.2	Double		Koyama et al. (1991a)
XTE J1906+09	89.2	Single	double pk below 20keV	Marsden et al. (1998)
GRO J1008-57	93.5	Single		Bildsten et al. (1997)
GS 1843-024	94.8	Single		Koyama et al. (1990c)
4U 0728-25	103.2	Double		Corbet & Peele (1997)
A0535+26	105	Double	accretion flow eclipse	Bildsten et al. (1997)
Sct X-1	111	Double	broad peak two maxima	Koyama et al. (1991b)
GX 1+4	120	Single	accretion flow eclipse	Bildsten et al. (1997)
GRO J2058+42	198	Single		Bildsten et al. (1997)
Vela X-1	283	Double		Bulik et al. (1995); Bildsten et al. (1997)

Table 2. X-ray pulsars in group one, i.e. these that are easily classifiable as single and double pulsed. Part 2

System	P_{spin}	Type	Comments	References
4U 1145-619	292	Single		Saraswat et al. (1997); Bildsten et al. (1997)
1E 1145.1-6141	297	Single		Grevenev et al. (1992)
J0103.2-7209	345.2	single		Israel et al. (2000)
SAX J2103.5+4545	358.6	Single		Hulleman et al. (1998)
XTE J1855-026	361.1	Single		Corbet et al. (1999b)
A 1118-616	405	Single		Coe et al. (1994)
GPS 1722-363	414	Single		Tawara et al. (1989)
4U 1907+09	438	Double	2nd pulse weak	in 't Zand et al. (1998)
4U 1538-52	530	Double		Bildsten et al. (1997)
GX 301-2	681	Double		Koh et al. (1997)
X Per	835	Single		Robba & Warwick (1989); Robba et al. (1996)
RX J0146.9+6121	1413	Single		Mereghetti et al. (2000)

**Fig. 1.** Parameter space for viewing accreting X-ray pulsars. The region below the solid line corresponds to visibility of two polar caps with gravitational light bending neglected. The region below the dashed line corresponds to visibility of two caps with the gravitational light deflection $\Delta_g = 30^\circ$. The shaded region is the part of the parameter space in which pulses would be detectable if radiation is strongly beamed. The horizontal dotted line corresponds to the angle between the rotation and magnetic axes $\beta = 40^\circ$.

Since each dataset contains some double pulsed objects the probability of seeing the data drops when $\beta_{\max} \rightarrow 0$.

**Fig. 2.** Left panel: the probability of seeing only one polar cap as a function of the maximal gravitational light deflection. The non-relativistic case corresponds to $\Delta_g = 0$. Right panel; the probability of seeing only one cap as a function of the beaming angle α .

A more general model taking into account the general relativistic effects includes two parameters: the maximal angle between the magnetic and rotation axis β_{\max} and the maximum gravitational light deflection angle Δ_g . For such a model we compute the probability of seeing a pulsar with only one polar cap as a function of these two angles. In Figure 4 we present the regions containing the

Table 3. X-ray pulsars in group two, i.e. with no pulse shape above 10 keV or were difficult to classify.

System	P_{spin}	Type	Comments	References
SAX J0635+0533	0.0338	Single	below 10 keV	Cusumano et al. (2000)
RX J0059.2-7138	2.76	Single	ROSAT obs	Hughes (1994)
RX J0502.9-6626	4.06	Single	ROSAT obs	Schmidtke et al. (1995)
RX J1838.4-0301	5.45	Single	ROSAT obs	Schwentker (1994)
1E 1048-593	6.44	Single	Einstein obs	Seward et al. (1986)
AX J1845.0-0300	7	Single	ASCA obs	Torii et al. (1998b)
4U 0142+614	8.69	Double	obs below 10 keV	Israel et al. (1994)
2E 0050.1-7247	8.88	Single	ROSAT obs	Israel et al. (1995)
2S 1553-54	9.26	Double	SAS-3 obs below 11keV	Kelley et al. (1983)
AX J0049-732	9.31	Single	ASCA obs	Ueno et al. (2000)
1RXS 170849.0-400910	11.0	Single	ASCA obs; could be an AnXP	Sugizaki et al. (1997)
RX J0648.1-4419	13.2	Single	ROSAT obs	Israel et al. (1997)
RX J0529.8-6556	69.5	Single	ROSAT obs	Haberl et al. (1997)
AX J0049-729	74.8	Single	ASCA obs	Yokogawa et al. (1999)
SAX J0544.1-710	96.1	Single	obs below 10keV	Cusumano et al. (1998)
1SAX J1324.4-6200	170	Single	SAX obs below 20keV	Angelini et al. (1998)
RX J0440.9+4431	202.5	Single	obs below 20 keV	Reig & Roche (1999a)
AX J1749.2-2725	220	Single	ASCA obs	Torii et al. (1998a)
GX 304-1	272	Single	SAS-3 obs	McClintock et al. (1977)
AX J0058-7203	280	Double	ASCA obs	Tsujimoto et al. (1999)
AX J0051-733	323	Single	ASCA obs	Imanishi et al. (1999)
1SAX J1452.8-5949	437	Single	obs MECS below 10keV	Oosterbroek et al. (1999)
AX J170006-4157	714.5	Single	ASCA obs	Torii et al. (1999)
RX J1037.5-564	860	Single	pulse shape below 20 keV	Reig & Roche (1999a)
2S 0114+650	10008	Single	ASM obs below 12 keV	Corbet et al. (1999a); Hall et al. (2000)

models that are consistent with the data with the probability higher than 40%, 10%, and 1%. The non relativistic results correspond to the line $\Delta_g = 0$ in Figure 4. Since the probability of seeing only one polar cap decreases with increasing Δ_g , we also set a limit on its maximum value. The region corresponding to the 1% agreement limit for the dataset \mathcal{S}_1 can be expressed as $\Delta_g + 0.63\beta_{\max} < 33^\circ$. Thus if there were no gravitational light deflection effects we find that the inclination angle of the magnetic axis to the rotation axis should be smaller than $\approx 50^\circ$. For the case with a moderate gravitational light bending $\Delta_g = 20^\circ$ the magnetic axis inclination must be smaller than $\beta_{\max} < 20^\circ$. We also see that the amount of gravitational light bending cannot exceed 33° at the 99% confidence level. The limits are even stronger when we take into

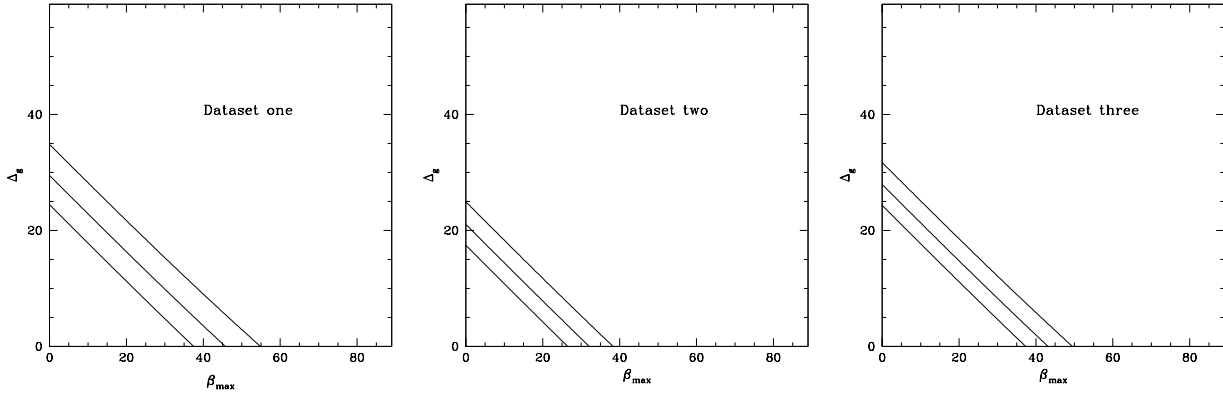
account dataset \mathcal{S}_2 , however for the set \mathcal{S}_3 the constraints are similar to these obtained for the dataset \mathcal{S}_1 .

4. Discussion

To discuss the limit on Δ_g obtained above we will consider two cases: (i) emission from a polar cap, and (ii) emission from the accretion column. In the first case the upper limit on the Δ_g obtained above can be interpreted as a limit on the compactness of the star. We plot the amount of gravitational light deflection as a function of the emission angle for a few values of the ratio of the neutron star radius to the gravitational radius r/r_g in Figure 5. The maximal gravitational light deflection of about 30° corresponds to the case with ratio $r/r_g \approx 3$ for the photons emitted parallel to the surface. The limit on Δ_g can be understood as

Table 4. X-ray pulsar in group three, for which no reliable pulse shapes were found.

System	P_{spin}	Type	Comments	References
A0538-67	0.069	?	no lc published	Bildsten et al. (1997)
J0501.1-7211	3.343	?	no lc published	Yokogawa & Koyama (1998)
RX J0720.4-3125	8.38	?	isolated ns accreting from ISM?	Haberl et al. (1996)
EXO 053109-6609.2	13.7	?	EXOSAT detection	Dennerl et al. (1995)
J0053.8-7226	46.6	?	no lc published	Corbet et al. (1998)
X 1839-04	81.1	?	no lc published	Koyama et al. (1990a)
J0051-722	91.1	?		Liu et al. (2001b)
AX 1820.5-1434	152	?	weak pulsations	Kinugasa et al. (1998)
J0054-720	169.3	?	no lc published	Lochner et al. (1998)
3U 1239-599	191	?	Ariel obs, no lc published	Huckle et al. (1977)
XTE J1858+034	221	?	no lc published	Remillard et al. (1998)
4U 2206 + 54	392	?	no lc published	Saraswat & Apparao (1992)
1WGA J1958.2+3232	730	?	only ROSAT lc	Israel et al. (1998)
AX J0049.5-7323	755	?	weak pulsations	Yokogawa et al. (2000)

**Fig. 4.** Each panel presents the region containing the models that are consistent with the data at the level of 60%, 90%, and 99%. The three panels correspond to the three datasets.

the upper limit on the compactness of the neutron stars. In Figure 6 we plot the ratio r/r_g as a function of the stellar gravitational mass for a few representative equations of state. The ratio r/r_g decreases with increasing mass. The upper limit on the ratio r/r_g corresponds for a given equation of state to the lower limit on the mass of the accreting neutron stars. Masses of neutron stars in some accreting objects have been estimated for from the observations of the binary motion, like e.g. in the case of 4U1538-52 (Pakull et al. 1983; Reynolds et al. 1992) and they all seem to be consistent with the fiducial $1.4 M_\odot$ with some uncertainty. The general consensus seems to be that the masses of all neutron stars are consistent with the mean value of $\approx 1.4 M_\odot$, and this is also the value found for the binary pulsars (Thorsett & Chakrabarty 1999),

however in LMXBs this range may be much wider and reach above $2 M_\odot$ Bulik et al. (2000). If the neutron stars have masses around $1.4 M_\odot$ and the beams are wide then our results point to the very stiff equations of state like e.g. SDB (Sahu et al. 1993).

A second possibility is that we see the emission from the accretion column with the typical properties of the fan beam and that this emission is responsible for the observed flux at angles with respect to the normal above 90 degrees. Since we limit the width of the beam to $\Delta_g < 33^\circ$. In this case our limit for the non-relativistic case means that the emission from the column extends no higher than to $\approx 0.2r$. If the effects of the gravitational light bending around a neutron star are included the maximum height allowed is even smaller. Thus our results argue for the

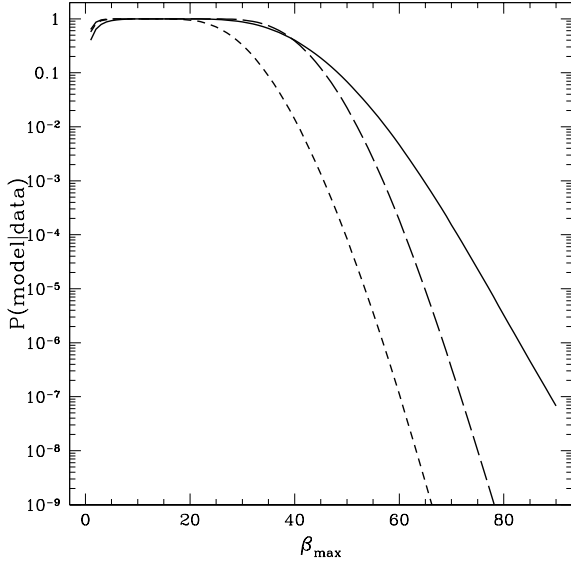


Fig. 3. The probability of observing the data in models parameterized by the the maximum angle between the magnetic and rotation axis β_{max} . The solid line corresponds to the data set \mathcal{S}_1 , and the short-dashed line corresponds to the data set \mathcal{S}_2 . The long-dashed line corresponds to the data set \mathcal{S}_3 .

polar emission and against significant emission from the accretion column.

We have obtained a limit on the possible inclination angles of the magnetic axis with respect to the rotation axis $\beta_{max} < 50^\circ$. A hint of such distribution was already shown by Leahy (1991). He analyzed the lightcurves of 20 pulsars using a simple model with the beam dependence on the emission angle as $\cos^2 \phi$ and $\cos^4 \phi$ where ϕ is the direction to the normal of the surface. For each pulsar he found the angles θ and β however his fits were degenerate in these angles, so that it was not clear a priori which angle is which. The resulting distribution was inconsistent with the assumption that both angles are random, and Leahy (1991) concluded that the mean angle between the magnetic and rotation axis is as small 15° . Bulik et al. (1995) modeled lightcurves of 4U 1538-52 and Vela X-1 observed by Ginga, and obtained the inclination angles below 50° for their fits with best significance. Kraus et al. (1996) analyzed the pulse profiles of Cen X-3 and reconstructed the geometry and beam pattern for this object. They found that the most likely inclination angles of the magnetic axis to the rotation axis are $\sim 20^\circ$.

Cemeljic & Bulik (1998) have noticed that the light curves of some accretion powered pulsars exhibit sudden dips. Such dips can be interpreted as accretion flow eclipses, i.e. be caused by the absorption of the X-ray flux when the accretion column passes the line of sight. Such phenomena have been noted for at least three objects: A0535-262 (Cemeljic & Bulik 1998), GX1+4 (Giles et al. 2000), and LS992 (Reig & Roche 1999b).

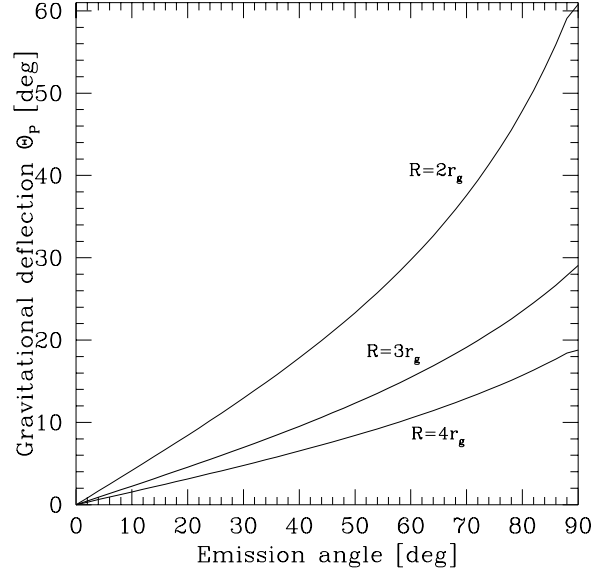


Fig. 5. The value of the gravitational light bending as a function of the emission angle, measured from the radial direction for photons emitted at different initial radii. The maximum gravitational light deflection is the value of deflection for the initial angle of 90° , i.e. parallel to the surface.

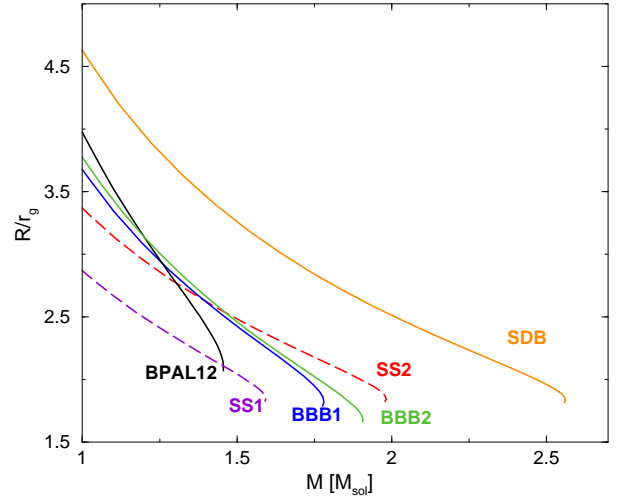


Fig. 6. The ratio of the stellar radius to the gravitational radius as a function of mass for several neutron star equations of state. The labels are BPAL12 - Prakash et al. (1997), SDB - Sahu et al. (1993), BB1 and BB2 - Baldo et al. (1997), while SS1 and SS2 correspond to the MIT Bag model of strange quark matter (Witten 1984) with two different densities at zero pressure.

If such eclipses happen when the accretion column passes through the line of sight then they should take place when $|\theta - \beta| < \gamma$, where γ is the angular width of the accretion column. The region corresponding to $\gamma = 10^\circ$ is shaded in Figure 1. We see that such eclipses should fre-

quently take place in double pulsed light curves, if the magnetic axis is randomly oriented with respect to the rotation axis. Moreover within the single pulsed light curves a significant fraction, - approximately 20-30% should exhibit such dips, and this fraction increases as the amount of gravitational light bending increases.

Yet the only three cases when such dips have been found are in single pulsed light curves. The lightcurve of A0535-262 seems to be double peaked, however Cemeljic & Bulik (1998) pointed out that it can be interpreted as a single pulse divided by the accretion flow eclipse. This lack of double peaked pulsars with accretion flow eclipses (dips) may mean that the region of parameter space for double peaked light curves with dips is either empty or scarcely populated! Again we are drawn to the conclusion that the magnetic axis needs to be aligned with the rotation axis. If the magnetic axis inclination is restricted to the region $\beta_{max} < 50^\circ$, than one expects that the accretion flow eclipses to be observed only in the one pulsed lightcurves, as is the case. While this by itself is not a significant result, the identification of accretion flow eclipses is consistent with the conclusion that the range of allowed values of β is limited.

One should mention here that there may possibly be a selection bias against seeing double pulsed objects. In the case of nearly perpendicular rotators the two pulses will be similar. It is therefore possible that the lack of double pulsed objects is due to misidentification of the pulse period which should be two times longer as reported. The fraction of such misidentified objects depends on the exact shape of the beam. For wide uncollimated beams the two pulses look similar for a range of angles β as large as the width of the beams. However, our limit is $\beta_{max} < 50^\circ$, so the beams would have to be very wide. Additionally, the beam shape would have to be very fine tuned in order to compensate the viewing geometry effects over such large range of angles.

The sample of accreting pulsars presented here is dominated by transient Be/X-ray systems. One should note that for the disk fed persistent sources (SMC X-1, SMC X-2, Cen X-3, LMC X-4, RX J0648.1-4419) there are two double peaked objects out of five sources, still below the expected $\approx 79\%$, but this is not a significant discrepancy. In the case of wind fed persistent sources (Vela X-1, 1E 1145.1-6141, 4U1907+09, 4U1583-53, GX 301-2, 2S 0114+650) there are four double peaked out of six objects. However, because of the small number of these sources it is impossible to obtain any significant conclusion just from statistical analysis. However, as already mentioned above detailed modeling of two wind fed pulsars (4U 1538-52 and Vela X-1) and one disk fed (Cen X-3) resulted in low values of β .

5. Conclusions

We analyzed the shapes of accretion powered pulsar light curves, looking for the expected fraction of single and double peaked light curves, as well as these exhibiting accre-

tion flow eclipses. We find that the expected number of single peaked lightcurves is small; certainly less than about one in five lightcurves should be single peaked. On the other hand the observations show that quite a large fraction of accreting pulsars have single peaked lightcurves in hard X-rays. In order to explain that we are drawn to conclude that the magnetic axes in accretion powered pulsars tend to be aligned with the rotation axis. Such alignment decreases the expected number of double peaked lightcurves, as seen in Figure 1. We have compared the models parametrized by the maximal inclination of the magnetic to the rotation axis β_{max} and the value of the maximum gravitational light deflection Δ_g with the data. We obtain upper limits at the 99% confidence level $\beta_{max} < 50^\circ$ and $\Delta_g < 33^\circ$.

Our results are based on the classification of the neutron star lightcurves as single or double pulsed. In order to avoid possible misclassification we have attempted to use the data above 10 keV, or above the cyclotron line wherever possible. Moreover, we have attempted to classify as many pulsars as double when we were in doubt. In order to rid of the possible systematic effects we have repeated the analysis for the three datasets, and in the third dataset we included all the unclassifiable pulsars as the double peaked objects to be conservative. The deficit of double pulsed objects is significant for every dataset that we analyzed. Moreover we note that the paucity of the double peaked pulsars is so strong that our results still hold even if there are still a few misidentifications in our analysis. We have also shown that if the pulsar beam is strongly collimated the deficit of double peaked objects becomes more significant.

Acknowledgements. This research has been supported by the KBN grants 2P03D02117 and PBZ-KBN-054/P03/2001, and the EU Programme "Improving the Human Research Potential and the Socio-Economic Knowledge Base" (Research Training Network Contract HPRN-CT-2000-00137). TB is grateful for the hospitality of the Observatoire de Paris in Meudon and for the support of the CNRS/PAN Jumelage programme.

References

- Angelini, L., Church, M. J., Parmar, A. N., Balucinska-Church, M., & Mineo, T. 1998, A&A, 339, L41
- Aoki, T., Dotani, T., Ebisawa, K., et al. 1992, PASJ, 44, 641
- Baldo, M., Bombaci, I., & Burgio, G. F. 1997, A&A, 328, 274
- Bildsten, L., Chakrabarty, D., Chiu, J., et al. 1997, ApJS, 113, 367
- Bulik, T., Kluzniak, W., & Zhang, W. 2000, A&A, 361, 153
- Bulik, T., Meszaros, P., Woo, J. W., Hagase, F., & Makishima, K. 1992, ApJ, 395, 564
- Bulik, T., Riffert, H., Meszaros, P., et al. 1995, ApJ, 444, 405
- Burderi, L., Di Salvo, T., Robba, N. R., La Barbera, A., & Guainazzi, M. 2000, ApJ, 530, 429

- Caraveo, P. A., Bignami, G. F., & Goldwurm, A. 1989, *ApJ*, 338, 338
- Cemeljic, M. & Bulik, T. 1998, *Acta Astronomica*, 48, 65
- Chakrabarty, D., Bildsten, L., Grunsfeld, J. M., et al. 1997, *ApJ*, 474, 414
- Chakrabarty, D., Koh, T., Bildsten, L., et al. 1995, *ApJ*, 446, 826
- Coe, M. J., Roche, P., Everall, C., et al. 1994, *A&A*, 289, 784
- Corbet, R., Marshall, F. E., Lochner, J. C., Ozaki, M., & Ueda, Y. 1998, *IAU Circ.*, 6803, 1
- Corbet, R. H. D., Finley, J. P., & Peele, A. G. 1999a, *ApJ*, 511, 876
- Corbet, R. H. D., Marshall, F. E., Coe, M. J., Laycock, S., & Handler, G. 2001, *ApJ*, 548, L41
- Corbet, R. H. D., Marshall, F. E., Peele, A. G., & Takeshima, T. 1999b, *ApJ*, 517, 956
- Corbet, R. H. D. & Peele, A. G. 1997, *ApJ*, 489, L83
- Cusumano, G., Israel, G. L., Mannucci, F., et al. 1998, *A&A*, 337, 772
- Cusumano, G., Maccarone, M. C., Nicastro, L., Sacco, B., & Kaaret, P. 2000, *ApJ*, 528, L25
- Dennerl, K., Haberl, F., & Pietsch, W. 1995, *IAU Circ.*, 6184, 2
- Finger, M. H., Koh, D. T., Nelson, R. W., et al. 1996, *Nature*, 381, 291
- Finger, M. H., Macomb, D. J., Lamb, R. C., et al. 2001, *ApJ*, 560, 378
- Giacconi, R., Gursky, H., Kellogg, E., Schreier, E., & Tananbaum, H. 1971, *ApJ*, 167, L67
- Giacconi, R., Murray, S., Gursky, H., et al. 1972, *ApJ*, 178, 281
- Giles, A. B., Galloway, D. K., Greenhill, J. G., Storey, M. C., & Wilson, C. A. 2000, *ApJ*, 529, 447
- Grevenev, S. A., Pavlinsk, M. N., & Syunyaev, R. A. 1992, *Soviet Astronomy Letters*, 18, 228
- Haberl, F., Dennerl, K., Pietsch, W., & Reinsch, K. 1997, *A&A*, 318, 490
- Haberl, F., Pietsch, W., Motch, C., & Buckley, D. A. H. 1996, *IAU Circ.*, 6445, 2
- Hall, T. A., Finley, J. P., Corbet, R. H. D., & Thomas, R. C. 2000, *ApJ*, 536, 450
- Huckle, H. E., Mason, K. O., White, N. E., et al. 1977, *MNRAS*, 180, 21P
- Hughes, J. P. 1994, *ApJ*, 427, L25
- Hulleman, F., in 't Zand, J. J. M., & Heise, J. 1998, *A&A*, 337, L25
- Imanishi, K., Yokogawa, J., Tsujimoto, M., & Koyama, K. 1999, *PASJ*, 51, L15
- in 't Zand, J. J. M., Baykal, A., & Strohmayer, T. E. 1998, *ApJ*, 496, 386
- Isenberg, M., Lamb, D. Q., & Wang, J. C. L. 1998, *ApJ*, 505, 688
- Israel, G. L., Angelini, L., Campana, S., et al. 1998, *MNRAS*, 298, 502
- Israel, G. L., Campana, S., Covino, S., et al. 2000, *ApJ*, 531, L131
- Israel, G. L., Mereghetti, S., & Stella, L. 1994, *ApJ*, 433, L25
- Israel, G. L., Stella, L., Angelini, L., White, N. E., & Giommi, P. 1995, *IAU Circ.*, 6277, 1
- Israel, G. L., Stella, L., Angelini, L., et al. 1997, *ApJ*, 474, L53
- Iwasawa, K., Koyama, K., & Halpern, J. P. 1992, *PASJ*, 44, 9
- Kelley, R. L., Rappaport, S., & Ayasli, S. 1983, *ApJ*, 274, 765
- Kinugasa, K., Torii, K., Hashimoto, Y., et al. 1998, *ApJ*, 495, 435
- Koh, D. T., Bildsten, L., Chakrabarty, D., et al. 1997, *ApJ*, 479, 933
- Koyama, K., Kawada, M., Kunieda, H., Tawara, Y., & Takeuchi, Y. 1990a, *Nature*, 343, 148
- Koyama, K., Kawada, M., Takeuchi, Y., et al. 1990b, *ApJ*, 356, L47
- Koyama, K., Kawada, M., Tawara, Y., et al. 1991a, *ApJ*, 366, L19
- Koyama, K., Kunieda, H., Takeuchi, Y., & Tawara, Y. 1990c, *PASJ*, 42, L59
- . 1991b, *ApJ*, 370, L77
- Kraus, U., Blum, S., Schulte, J., Ruder, H., & Meszaros, P. 1996, *ApJ*, 467, 794
- Lamb, D. Q., Wang, J. C. L., & Wasserman, I. M. 1990, *ApJ*, 363, 670
- Leahy, D. A. 1991, *MNRAS*, 251, 203
- Levine, A., Rappaport, S., Deeter, J. E., Boynton, P. E., & Nagase, F. 1993, *ApJ*, 410, 328
- Liu, Q. Z., van Paradijs, J., & van den Heuvel, E. P. J. 2000, *A&AS*, 147, 25
- . 2001a, *A&A*, 368, 1021
- . 2001b, *A&A*, 368, 1021
- Lochner, J. C., Marshall, F. E., Whitlock, L. A., & Brandt, N. 1998, *IAU Circ.*, 6814, 1
- Macomb, D. J., Finger, M. H., Harmon, B. A., Lamb, R. C., & Prince, T. A. 1999, *ApJ*, 518, L99
- Makishima, K., Ohashi, T., Kawai, N., et al. 1990, *PASJ*, 42, 295
- Marsden, D., Gruber, D. E., Heindl, W. A., Pelling, M. R., & Rothschild, R. E. 1998, *ApJ*, 502, L129
- McClintock, J. E., Nugent, J. J., Li, F. K., & Rappaport, S. A. 1977, *ApJ*, 216, L15
- Mereghetti, S., Tiengo, A., Israel, G. L., & Stella, L. 2000, *A&A*, 354, 567
- Meszaros, P. 1992, "High-energy radiation from magnetized neutron stars Meszaros." (Chicago : University of Chicago Press, c1992.), 47...+
- Meszaros, P. & Nagel, W. 1985, *ApJ*, 298, 147
- Nagase, F. 1989, *PASJ*, 41, 1
- Oosterbroek, T., Orlandini, M., Parmar, A. N., et al. 1999, *A&A*, 351, L33
- Pakull, M., van Amerongen, S., Bakker, R., & van Paradijs, J. 1983, *A&A*, 122, 79
- Paul, B., Agrawal, P. C., Mukerjee, K., et al. 2001, *A&A*, 370, 529
- Polidan, R. S., Pollard, G. S. G., Sanford, P. W., & Locke, M. C. 1978, *Nature*, 275, 296

- Prakash, M., Bombaci, I., Prakash, M., et al. 1997, *Phys. Rep.*, 280, 1
- Reig, P. & Coe, M. J. 1999, *MNRAS*, 302, 700
- Reig, P. & Roche, P. 1999a, *MNRAS*, 306, 100
- . 1999b, *MNRAS*, 306, 95
- Remillard, R., Levine, A., Takeshima, T., et al. 1998, *IAU Circ.*, 6826, 2
- Reynolds, A. P., Bell, S. A., & Hilditch, R. W. 1992, *MNRAS*, 256, 631
- Robba, N. R., Burderi, L., Wynn, G. A., Warwick, R. S., & Murakami, T. 1996, *ApJ*, 472, 341
- Robba, N. R. & Warwick, R. S. 1989, *ApJ*, 346, 469
- Sahu, P. K., Basu, R., & Datta, B. 1993, *ApJ*, 416, 267+
- Santangelo, A., Cusumano, G., dal Fiume, D., et al. 1998, *A&A*, 338, L59
- Saraswat, P. & Apparao, K. M. V. 1992, *ApJ*, 401, 678
- Saraswat, P., Mihara, T., Corbet, R., & Ebisawa, K. 1997, in *All-Sky X-Ray Observations in the Next Decade*, 109+
- Schmidtke, P. C., Cowley, A. P., McGrath, T. K., & Anderson, A. L. 1995, *PASP*, 107, 450
- Schwentker, O. 1994, *A&A*, 286, L47
- Scott, D. M., Finger, M. H., Wilson, R. B., et al. 1997, *ApJ*, 488, 831
- Seward, F. D., Charles, P. A., & Smale, A. P. 1986, *ApJ*, 305, 814
- Shklovsky, I. S. 1967, *ApJ*, 148, L1
- Stollberg, M. T., Finger, M. H., Wilson, R. B., et al. 1999, *ApJ*, 512, 313
- Sugizaki, M., Nagase, F., Torii, K., et al. 1997, *PASJ*, 49, L25
- Tamura, K., Tsunemi, H., Kitamoto, S., Hayashida, K., & Nagase, F. 1992, *ApJ*, 389, 676
- Tananbaum, H., Gursky, H., Kellogg, E. M., et al. 1972, *ApJ*, 174, L143
- Tawara, Y., Yamauchi, S., Awaki, H., et al. 1989, *PASJ*, 41, 473
- Thorsett, S. E. & Chakrabarty, D. 1999, *ApJ*, 512, 288
- Torii, K., Kinugasa, K., Katayama, K., et al. 1998a, *ApJ*, 508, 854
- Torii, K., Kinugasa, K., Katayama, K., Tsunemi, H., & Yamauchi, S. 1998b, *ApJ*, 503, 843
- Torii, K., Sugizaki, M., Kohmura, T., Endo, T., & Nagase, F. 1999, *ApJ*, 523, L65
- Tsujimoto, M., Imanishi, K., Yokogawa, J., & Koyama, K. 1999, *PASJ*, 51, L21
- Ueno, M., Yokogawa, J., Imanishi, K., & Koyama, K. 2000, *PASJ*, 52, L63
- Wijnands, R. & van der Klis, M. 1998, *Nature*, 394, 344
- Wilson, C. A. & Finger, M. H. 1998, *IAU Circ.*, 7048, 2
- Wilson, C. A., Finger, M. H., Harmon, B. A., et al. 1997, *ApJ*, 479, 388
- Witten, E. 1984, *Phys. Rev.*, 30, 272
- Woo, J. W., Clark, G. W., Levine, A. M., Corbet, R. H. D., & Nagase, F. 1996, *ApJ*, 467, 811
- Yokogawa, J., Imanishi, K., Tsujimoto, M., Kohno, M., & Koyama, K. 1999, *PASJ*, 51, 547
- Yokogawa, J., Imanishi, K., Ueno, M., & Koyama, K. 2000, *PASJ*, 52, L73
- Yokogawa, J. & Koyama, K. 1998, *IAU Circ.*, 7028, 1