

RX J1039.7-0507: A New Intermediate Polar and Probable Recent Nova, possessing a large Reflection Effect

Patrick A. Woudt[★] and Brian Warner[†]

Department of Astronomy, University of Cape Town, Private Bag, Rondebosch 7700, South Africa

ABSTRACT

The ROSAT source RX J1039.7-0507, known from its optical spectrum to be a Cataclysmic Variable star, is shown from high speed photometry to have an orbital period of 1.574 h. The system has a nearly sinusoidal photometric modulation with a range of 1.1 mag which we interpret as the reflection effect caused by a very hot white dwarf primary. This suggests that a nova explosion occurred on the primary in the relatively recent past. In addition, RX J1039.7-0507 has periodic signals at 1932.5 s and 721.9 s which, with the aid of other periods present at low amplitude, we interpret as an orbital sideband and the first harmonic of the primary’s spin period. RX J1039.7-0507 is therefore an intermediate polar with a spin period of 1444 s (24.07 min).

Key words: techniques: photometric – binaries: close – novae, cataclysmic variables

1 INTRODUCTION

RX J1039.7-0507 (hereafter RXJ1039) is a weak ROSAT X-Ray source in the constellation of Sextans that was identified as a $V = 18.5$ cataclysmic variable (CV) star by Appenzeller et al. (1998) on the basis of positional agreement and an emission line spectrum. Its time resolved light curve has remained unknown until now. Hoard et al (2002) obtained J , H , K photometry which revealed unusual colours, but in view of the large amplitude of variation that we observe, interpreted as a strong reflection effect, the use of colours obtained at an unknown orbital phase is not straightforward. Our high speed photometry has shown RXJ1039 to be a CV of unusual interest, worthy of further observation in other wavelength regions than the optical band photometry that we present here.

2 OBSERVATIONS

Our high speed photometry was carried out during April 2002 at the Sutherland station of the South African Astronomical Observatory. The University of Cape Town’s CCD photometer (O’Donoghue 1995) was used on the 74-in and 40-in reflectors. No filter was employed, giving a response probably peaking in the yellow for CVs with strongly increasing flux towards shorter wavelengths. Reductions were made in the standard way, making use of other stars within

the CCD frame. Some of the observations were made in non-photometric conditions, but this did not noticeably reduce the final quality of the light curves.

The observing runs and their details are listed in Table 1. Initially, having found a large amplitude almost sinusoidal light curve, we obtained further light curves of short duration merely for the purpose of increasing the accuracy of the orbital period, but when the presence of other periods became clear in the Fourier transform (FT) we gave more intensive attention.

Figure 1 displays all our light curves, phased according to the ephemeris derived from the FT of the combined data. This ephemeris, giving the times of maximum light, is

$$\text{HJD}_{\max} = 2452371.331954 + 0^{\text{d}}.065597(\pm 1) \text{ E.} \quad (1)$$

where the error in period (0.1 s) is obtained from a non-linear least squares fit (and which from experience is known greatly to underestimate the true uncertainty).

The light curve shows an almost sinusoidal intensity modulation with a period of 5667.6 s (1.574 h) and a peak-to-peak range of a factor of 2.73, i.e. an amplitude (half the range) of 0.545 mag, about a mean magnitude of 18.0. A slight departure from sinusoidality is seen by the existence in the FT of a first harmonic (which gives an independent estimate of the orbital period of 5664.1(± 0.7) s) with an amplitude of 0.043 mag. The presence of some low level flickering is consonant with the classification of RXJ1039 as a CV, but much of the apparent rapid variability is caused by the coherent periodic variations that we discuss below. At a period of 1.57 h RXJ1039 is clearly below the ‘orbital period gap’ of CVs.

The very large amplitude of the principal photometric

[★] E-mail: pwoudt@circinus.ast.uct.ac.za

[†] E-mail: warner@physci.uct.ac.za

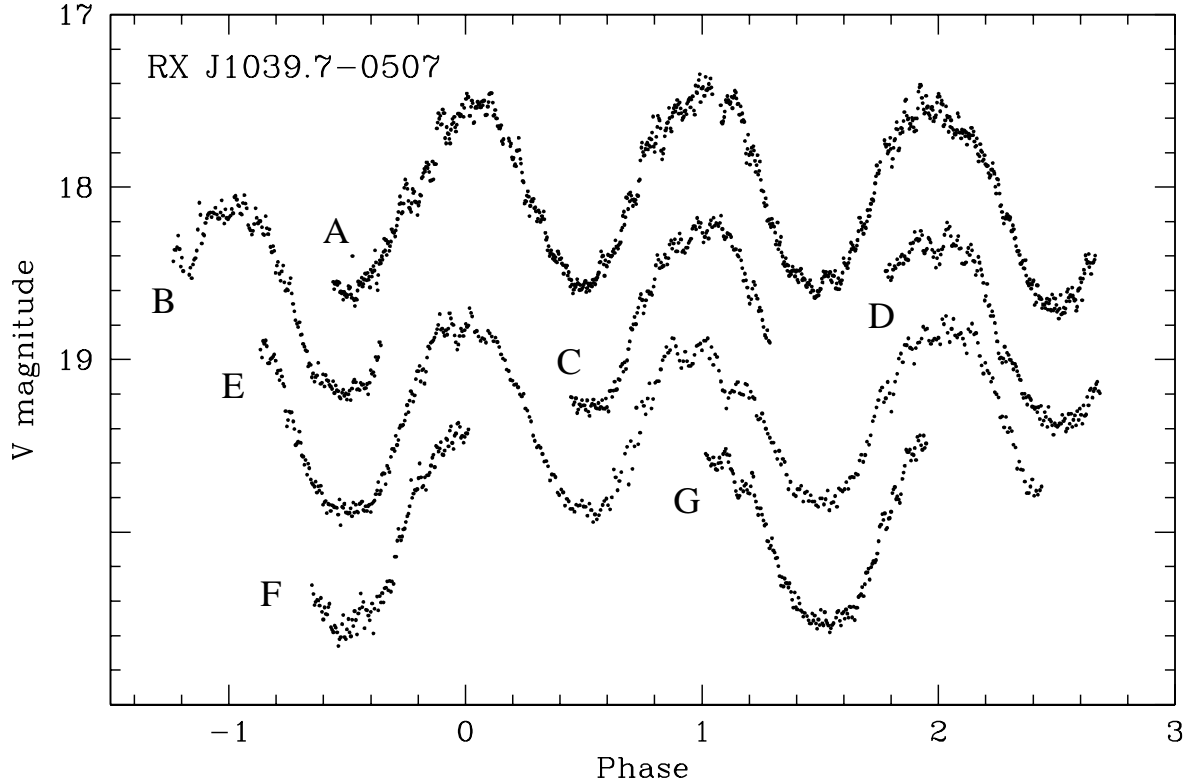


Figure 1. The light curves of RX J1039-0507 obtained in 2002 April, phased according to Eqn. 1. The upper light curve shows the correct brightness. Other light curves have been shifted vertically for display purposes.

Table 1. Observing log.

Run No.	Date of obs. (start of night)	HJD of first obs. (+2452000.0)	Length (h)	t_{in} (s)	Tel.	$\langle V \rangle$ (mag)
A = S6351	2002 April 6	371.29532	5.07	20	74-in	18.0
B = S6354	2002 April 7	372.23487	1.38	30	74-in	18.1
C = S6365	2002 April 10	375.23141	1.33	30	40-in	18.3
D = S6375	2002 April 12	377.22106	1.42	30	40-in	18.4
E = S6382	2002 April 13	378.22843	5.20	30	40-in	18.4
F	2002 April 18	383.22807	1.04	30	40-in	18.4:
G	2002 April 21	386.28913	1.47	30	40-in	18.4:

Notes: t_{in} is the integration time, ‘:’ denotes an uncertain value.

modulation is the signature of a reflection effect. There are no detectable eclipses, which implies an inclination less than about 65° , but the inclination cannot be much less than this for, with its peak-to-peak range of 1.1 mag, RXJ1039 has among the largest amplitude modulations observed for CVs and detached white dwarf/M dwarf binaries (see, e.g., Chen et al. 1995). The implication is that the primary in RXJ1039 is very hot, and this in turn suggests that it underwent a nova eruption within the past decade or so. The known novae with periods below the period gap (RW UMi, GQ Mus, CP Pup, V1974 Cyg, RS Car) include representatives from fast and slow classes of light curves, with eruption ranges around 10 - 13 mag. With a quiescent magnitude of 18.0, RXJ1039 would probably therefore not have reached naked eye brightness and would be most likely to have been found – or missed – in photographic surveys (which in any case have

been reduced in completeness in the past two decades). At $\ell = 253^\circ$, $b = 45^\circ$, RXJ1039 is far from the direction of the Galactic Centre, towards which most photographic surveys for novae have been concentrated. RXJ1039 is therefore a prime candidate for first membership of a class of relatively recent ‘overlooked’ novae. The ROSAT catalogue of X-Ray sources may contain other such waifs; their eventual identification will give an indication of the completeness of optical searches in the past decades.

We have searched the available data archives to see if any observations in the vicinity of RXJ1039 were made in the past 10 years. No observations were found, although we note the proximity (~ 75 arcsec) of a small galaxy (2MASX J1039517-050649).

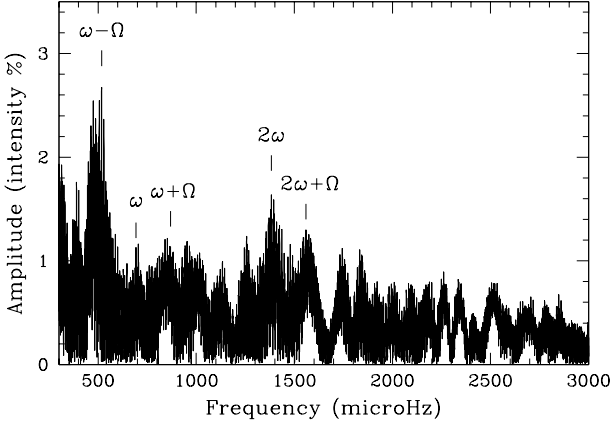


Figure 2. The Fourier transform of the entire set of data of RX J1039.7-0507.

3 RXJ1039 AS AN INTERMEDIATE POLAR

The FT (of intensities) of our entire data set (with the mean of each run subtracted), prewhitened at the orbital period and its first harmonic, is shown in Figure 2. We have not displayed the lowest frequencies, where there is a broad low amplitude feature centred on the orbital frequency which we attribute to sidebands that occur because of small non-periodic modulation of the signal. Various combinations of runs show two persistent prominent peaks in the vicinity of 1933 s and 723 s. In the FT of the complete data set these appear at 1932.5 s with an amplitude of 2.6%, and at 721.87 s with an amplitude of 1.4%. There are also aliases to these periods – see Table 2 and Figure 3. Expressed as frequencies, the two prominent modulations are at $f_1 = 517.5 \mu\text{Hz}$ and $f_2 = 1383.0 \mu\text{Hz}$ respectively, and we notice that $f_2 - 2f_1 = 348.0 \mu\text{Hz} \approx 2\Omega$, where Ω is the orbital frequency ($176.44 \mu\text{Hz}$). From comparison with the optical modulations seen in intermediate polars (IPs - e.g. Patterson (1994)) this suggests the identification of f_1 with the frequency $\omega - \Omega$ and f_2 with 2ω , where ω is the spin period of the white dwarf primary. This receives support from the existence in the first two of our runs of a signal near ω which shows in the total FT as a modulation at 1443.7 s (i.e. $692.7 \mu\text{Hz}$). We also find a modulation in the FT at 640.3 s ($1562 \mu\text{Hz}$) that we identify as a $2\omega + \Omega$ modulation. There is a peak of power in the FT near a $\omega + \Omega$ modulation (see Figure 2) but we cannot find a convincing amplitude spike that coincides with it or its alias; there is no evidence in the FT for a $2\omega - \Omega$ modulation. Only the set of frequencies that we have discussed here produces a sensible model – choice of any of the aliases of these selected modulations does not lead to any numerical relationships that match what is recognised as typical IP behaviour.

We have not attached uncertainties to the frequency measurements; many of the modulations do not rise much above the noise (see Figure 3) and will be influenced in an unknown and non-random way by the noise. For our strongest ($\omega - \Omega$) modulation we find from an FT of runs A, B and C $517.4 \mu\text{Hz}$ (2.53%) and from runs C, D and E $516.7 \mu\text{Hz}$ (3.23%). In the weaker signals errors of frequency of $1 \mu\text{Hz}$ or greater can therefore be expected.

This suite of modulations gives strong evidence that RXJ1039 is an IP with a spin period of 1444 s, accreting on

Table 2. The suite of frequencies and their aliases. Fractional intensities are given in brackets. The selected frequencies are listed in bold.

ID	Frequency μHz	Frequency μHz	Frequency μHz
$\omega - \Omega$	505.8 (2.54%)	517.5 (2.63%)	529.1 (2.32%)
ω	692.7 (1.14%)	704.4 (1.17%)	
2ω	1381.4 (1.49%)	1383.0 (1.64%)	1385.3 (1.41%)
$2\omega + \Omega$	1557.8 (1.30%)	1559.4 (1.30%)	1560.9 (1.13%)

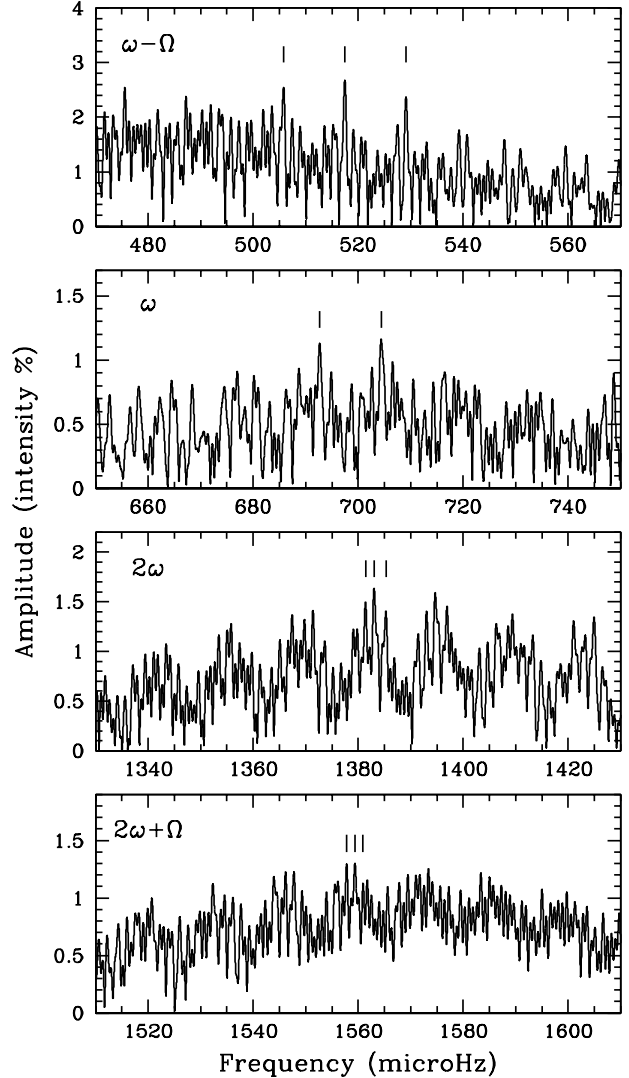


Figure 3. A detailed view of the Fourier transform of the entire set of data of RX J1039.7-0507 around the four identified frequencies associated with ω , Ω and combinations thereof. The ordinate is fractional intensity, in percent.

to two magnetic poles, where the strongest optical signal is the orbital sideband at $\omega - \Omega$ and there is variable amplitude modulation at the spin period ω and its first harmonic.

4 DISCUSSION

The large amplitude of orbital modulation caused by a reflection effect is characteristic of a recent nova in which the accretion disc does not dominate the luminosity of the system (Priyalnik 1986; Kovetz, Priyalnik & Shara 1988). This requires either a short orbital period, in which the disc has relatively small dimensions, or a very high inclination (so that the disc is highly foreshortened but the irradiated secondary is seen to best advantage), or a polar, in which there is no disc at all. Even at short P_{orb} there will only be high amplitude modulation for normal postnova mass transfer rates ($5 - 15 \times 10^{-9} M_{\odot} \text{ y}^{-1}$) (Priyalnik 1986) if the orbital inclination is large.

Some examples are the nova/polar V1500 Cyg, with $P_{orb} = 3.35$ h, which had a modulation range of 1.2 mag 12 years after eruption (Kaluzny & Chlebowsky 1988) reducing to 0.7 mag in 1995 (Somers & Naylor 1999) and V351 Pup (Nova Puppis 1991). The latter has an orbital modulation range of 1.1 mag which, at $P_{orb} = 2.84$ h, implies a magnetic system (Woudt & Warner 2001). On the other hand, in DN Gem (Nova Gem 1912), with $P_{orb} = 3.07$ h, the primary has cooled sufficiently and the luminosity of the disc is so high that the irradiated secondary produces a modulation range of only 0.06 mag (Retter, Leibowitz & Naylor 1999); but in V1974 Cyg (a nova in 1992), which has $P_{orb} = 1.95$ h and might have been expected to have a larger modulation range, the range is only 0.05 mag in *V* (DeYoung & Schmidt 1994) because the inclination is quite low (38° : Chochol et al 1997). In addition, we have recently found DD Cir (Nova Circini 1999) to have an orbital period of 2.34 h and a reflection effect with a range of 0.20 mag. An anomalous example is the recurrent nova V394 CrA, which has $P_{orb} = 18.2$ h (Schaefer 1990) but manages to exhibit a 1.0 mag reflection effect that can be explained by irradiation caused by the very high rate of mass transfer ($1.5 \times 10^{-7} M_{\odot} \text{ y}^{-1}$) and extreme mass ($1.37 M_{\odot}$) of the primary which generates an exceptionally high accretion luminosity (Hachisu & Kato 2000).

RXJ1039 is a good candidate for an extended pointed observation in the X-ray region, and for spectra to be taken in the satellite ultraviolet. It evidently has a very hot white dwarf that is causing the reflection effect. This and its apparent magnetic nature should give a large UV and soft X-ray flux, which will be modulated at the rotational period.

ACKNOWLEDGMENTS

The authors kindly acknowledge Dr. E. Romero-Colmenero for the additional observations in 2002 April. Furthermore, we thank Dr. G. Israel for searching the ROSAT database on our request. BW is funded by the University of Cape Town, PAW is funded by the NRF and partly through strategic funds made available to BW by the University of Cape Town.

REFERENCES

Appenzeller I., Thiering I., Zickgraf F.-J., Krautter J., Voges W., Chavarria C., Kneer R., Mujica R., Pakull M., Rosso C., Ruzicka F., Serrano A., Ziegler B., 1998, *ApJS*, 117, 319

Chen A., O'Donoghue D., Stobie R.S., Kilkenny D., Roberts G., van Wyk F., 1995, *MNRAS*, 275, 100
 Chochol D., Grygar J., Pribulla T., Komzik R., Hric L., Elkin V., 1997, *A&A*, 318, 908
 DeYoung J.A., Schmidt R.E., 1994, *ApJ*, 431, 47
 Hachisu I., Kato M., 2000, *ApJ*, 540, 447
 Hoard D.W., Wachter S., Clark L.L., Bowers T.P., 2002, *ApJ*, 565, 511
 Kaluzny J., Chlebowsky T., 1988, *ApJ*, 332, 287
 Kovetz A., Priyalnik D., Shara M.M., 1988, *ApJ*, 325, 828
 O'Donoghue D., 1995, *Baltic Astr*, 4, 517
 Patterson J., 1994, *PASP*, 106, 209
 Priyalnik D., 1986, *ApJ*, 310, 222
 Retter A., Leibowitz E.M., Naylor T., 1999, *MNRAS*, 308, 140
 Schaefer B.E., 1990, *ApJ*, 355, L39
 Somers M.W., Naylor T., 1999, *A&A*, 352, 563
 Woudt P.A., Warner B., 2001, *MNRAS*, 328, 159