

Effects of Preheated Clusters on the CMB Spectrum

Kai-Yang Lin¹, Lihwai Lin¹, Tak-Pong Woo¹, Yao-Huan Tseng¹ & Tzihong Chiueh^{1,2}

1. *Department of Physics, National Taiwan University, Taipei, Taiwan*

2. *Institute of Astronomy and Astrophysics, Academia Sinica, Taipei, Taiwan*

ABSTRACT

Mounting evidence from x -ray observations reveals that bound objects should receive some form of energy injection in the past from non-gravitational sources. We report that an instantaneous heating scheme, for which gases in dense regions were subjected to a temperature jump of 1keV at $z = 2$ whereas those in rarified regions remained intact, can produce bound objects obeying the observed mass-temperature and luminosity-temperature relations. Such preheating raises the Sunyaev-Zeldovich power spectrum by a factor of 2.5 – 3 on sub-degree scales, and can ease the need for the normalization σ_8 of matter fluctuations to assume an extreme value 1, or a slightly greater value, to account for the excess anisotropy on 5-arcminute scale detected by the Cosmic Background Imager in the cosmic microwave background radiation.

Subject headings: cosmology: theory – cosmic microwave background – intergalactic medium

1. Introduction

In the hierarchical structure formation model, gravitationally bound objects ought to obey self-similar scaling relations. That is, at any cosmic epoch the mass of a collapse object scales as the third power of its size, and the squared velocity dispersion or temperature scales as the second power of the size. These scaling relations follow from a straightforward dimensional analysis, given that gravitational collapse occurs much faster than Hubble expansion and depends on only two dimensional constants: the gravitational constant G and the background matter density ρ_{m0} . Although ρ_{m0} varies on the Hubble time scale, such time dependence affects only the interior profiles of bound objects (Chiueh & He 2002).

However, x -ray observations in the past years have consistently indicated that gases in bound objects violate the self-similar scaling relations. The observed x -ray luminosity-temperature ($L - T$) relation shows that at a given luminosity the cluster temperature appears considerably higher than the scaling relation ($L \propto T^2$), more so for low-mass clusters than for high-mass clusters (Ponman et al. 1996; Allen & Fabian 1998; Xue & Wu 2000). The observed mass-temperature ($M -$

T) relation also follows the same trend in violating the $M \propto T^{3/2}$ scaling law (Finoguenov et al. 2001). More remarkably, recent XMM observations of metal lines that directly probe the core temperatures of cooling-flow clusters find that gases of temperature below some fraction of bulk temperature are unexpectedly rare (Peterson et al. 2002), suggestive of an entropy floor at the cluster core (Ponman, Cannon & Navarro 1999; Loewenstein 2000) thus requiring some form of non-gravitational energy injection to compensate for Bremsstrahlung cooling.

One candidate for the quested heat in clusters and groups is the outflows from Active Galactic Nucleus (AGNs). (Tabor & Binney, 1993; David et al. 2001). AGNs do provide adequate energy to be the wanted heat sources. If it is correct, such a mechanism should be more pronounced in the far past when quasars were highly active than the present. For this and other reasons, investigators have tested various schemes for heat injection at $z \geq 4$ (da Silva et al. 2001; Bialek, Evrard & Mohr 2001; Muanwong et al. 2002). The pre-heating effects on the Sunyaev-Zeldovich (SZ) flux have also been examined, but only to find a decrement of SZ flux on sub-degree scales (da Silva et

al. 2001; Bialek, Evrard & Mohr 2001). However, recent combined analyses of the ASCA data on the entropy profiles in galaxy groups and the structure formation model indicate that preheating should occur impulsively around $z = 2 - 2.5$ (Finoguenov et al. 2002). A similar conclusion has also been reached from a different perspective, using the constraint provided by the COBE/FIRAS data in testing the SZ effect at the hot spots of AGN jets (Yamada & Fujita 2001). The present work has been so motivated to consider impulsive heating around $z \sim 2$.

On the other hand, the recent Cosmic Background Imager (CBI) experiment discovered that the temperature anisotropy of cosmic-microwave-background radiation (CMB) exhibits a 3σ higher level of anisotropy, around the harmonic mode number $2000 < l < 3500$, than anticipated with Silk damping (Pearson et al. 2002). This feature has been attributed to the large SZ flux (Bond et al. 2002). In order to account for such an unexpectedly large SZ flux, the value of σ_8 needs to be at least as large as unity, though from Figs.10 and 11 of Bond et al.(2002), a slightly larger σ_8 fits the CBI data even better within 1σ .

The SZ flux depends very sensitively on σ_8 (Fan & Chiueh 2001; Komatsu & Seljak 2002), which arises from the sensitive dependence of the cluster number density on σ_8 at the high-mass tail of the mass function. Hence, the SZ flux can serve as a unique probe to fix σ_8 to high precision. On the other hand, the large-scale-structure data combined with the supernova and CMB data have so far constrained the value $0.75 < \sigma_8 < 1$ (Bond et al. 2002). The extreme value $\sigma_8 = 1$ or an even slightly larger value places a considerably low ceiling for the matter density, $\Omega_m \leq 0.2$, as constrained by recent results from Sloan Digital Sky Survey (Bahcall et al. 2002).

This awkward situation pertinent to a high value of σ_8 can nevertheless find a graceful exit when the preheating of intra-cluster gases is taken into consideration. Though not obviously so (e.g., da Silva et al. 2001), the intra-cluster gases subjected to localized preheating can produce a substantially higher SZ flux confined within sub-degree scales than those with no heating. This paper reports that the concordance model with $\sigma_8 = 0.9$ can provide sufficient preheated SZ flux to account for the high- l excess detected by CBI.

2. Simulations, M-T and L-T Relations

Cosmological hydrodynamical simulations using the GADGET code (Springel, Yoshida & White 2001) were run in a periodic box of comoving size $100h^{-1}$ Mpc on a 32-node, dual-cpu Athlon cluster, with $256^3/2$ dark matter particles and $256^3/2$ gas particles, where the soften length is $20h^{-1}$ kpc to ensure high resolution for probing the x-ray emission. Both adiabatic and preheating runs start with the same initial conditions of $\sigma_8 = 0.9$ at $z = 100$. Other cosmological parameters are $n_s = 1$, $\Omega_m = 0.34$, $\Omega_b = 0.05$, $h = 0.66$, and $\Omega_\Lambda = 0.66$.

Preheating takes place at $z = 2$ with a density-dependent injection energy per mass,

$$\Delta u = u_0 \exp\left[-\frac{\beta \rho_{m0}}{\rho_m}\right], \quad (1)$$

where ρ_{m0} is the background matter density. Both u_0 and β are parameters to be tuned to fit the observed $M - T$ and $L - T$ relations described below. This form of energy injection ensures that the low-density regions receive no heat, thereby giving rooms for some cool gases to survive and the high density regions receive a constant energy per mass u_0 . The injected entropy has floors at the cores and ceilings at the outskirts, where $\rho_m \sim \beta \rho_{m0}$, of bound objects. This heating scheme is similar, in spirit but not in details, to that of Borgani et al.(2001 & 2002). The best parameters are found to be $\beta = 1$ and $u_0 = 245,700$ (km/sec)². This value of u_0 corresponds to 1 keV temperature, and the total amount of injected energy is equivalent to giving all particles a 0.5 keV temperature jump. This amount of heat is roughly consistent with those suggested by recent studies for interior heat injection (Loewenstein 2000; Wu, Fabian & Nulsen 2000; Bower et al. 2001; Borgani et al. 2001 & 2002).

Standard FOF algorithm with a 0.2 linking length is used to find bound objects, whose masses are defined within spheres of over-density. The mass center of the host can sometimes deviate much from the peak of spherical over-density, such as in the case of a major merger. In these rare occasions, the over-density so obtained is not useful for our purpose in testing the $L - T$ and $M - T$ relations. They are avoided by selecting only those haloes with nonzero M_{2500} , where M_n represents

the mass within a sphere of over-density n times that of the critical density.

Temperature, T , of the ionized plasma is related to the internal energy per mass u of the neutral-fluid in hydrodynamic simulations by $k_B T = (2/3)\mu m_p u$, where μ is the mean "molecular" weight of e^- , p^+ and He^{2+} of the background universe, and $\mu = 0.588$. However, observations measure the emission-weighted temperature, which is the quantity to compare. We thus define the Bremsstrahlung emissivity e on fine grids as $\langle e \rangle \propto \langle n_e^2 T^{1/2} \rangle$, where $\langle \dots \rangle$ denotes the average of gas particles in a grid; likewise $\langle eT \rangle \propto \langle n_e^2 T^{3/2} \rangle$. Division of the two brings out the emission-weighted temperature.

Fig.1 compares the results of M_{500} - T_{500} relation from our simulations, both adiabatic and preheating cases, with the fitting formula given by Evrard, Metzler & Navarro (1996) from their adiabatic simulation results, and with the fitting formula of Finoguenov, Reiprich, & Böhringer (2001) from the observational data re-scaled to $z = 0$. Plotted are for data with luminosity higher than 10^{41} erg/sec. The M-T relation of the adiabatic simulation agrees fairly with that of Evrard et al., but both predict too low a temperature in bound objects. On the other hand, our preheating simulation yields an M-T relation agreeing quite well with the observations.

The x -ray luminosity requires a somewhat detailed treatment to the simulation data (Mathiesen & Evrard 2001), since line emission below 1 keV can begin to dominate the Bremsstrahlung continuum. A constant metallicity, 0.3 times the solar value, is adopted and we consider the bolometric luminosity

$$L_{500} = 1.4 \times 10^{-27} \int T^{1/2} g(T) n_e \left(\sum_i n_i Z_i^2 \right) dV \quad (2)$$

in unit of erg/sec, where the volume integration is up to R_{500} , the summation is over different ion species, Z is the atomic number, and $g(T)$ the Gaunt factor. L_{500} plotted against emission weighted T_{500} is shown in Fig.2. Also shown are the observed L_{500} and T_{500} compiled from Arnaud & Evrard (1999), Helsdon & Ponman (2000) and Markevitch (1998). The preheating simulation output again shows fair agreement with the observations. Interestingly, Novicki, Sornig & Henry

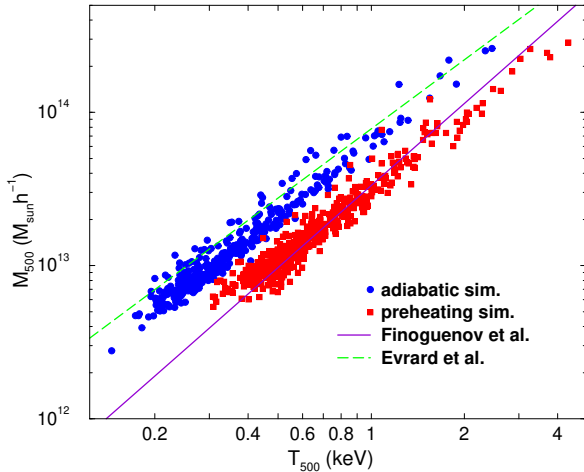


Fig. 1.— M-T relation: Blue circles represent adiabatic simulation results to be compared with the long-dashed line, the simulation results of Evrard et al.(1996). Red squares are preheating simulation results and are consistent with the solid line, the observational result given in Finoguenov et al.(2001). All results are for $z \sim 0$.

(2002) pointed out that in a low-density universe, the x -ray L-T relation is consistent with no evolution. Our preheating result does show this tendency within $0 < z < 1.5$. This behavior also suggests that after initial transients, the heated clusters quickly assume relaxed states since $z = 1.5$.

3. SZ and CMB Power Spectra

The agreement of our M-T and L-T relations with observations confirms our heating scheme to be a plausible one, though perhaps not the unique one. We thus proceed to construct the 1 square-degree SZ map by projecting the electron pressure through the randomly displaced and oriented simulation boxes, separated by $100h^{-1}\text{Mpc}$, along a viewing cone to the redshift direction up to $z = 3$. The average power spectra of 40 such SZ maps for adiabatic and preheating simulations are shown in Fig.3. Strikingly, preheating has raised the averaged SZ power spectrum by a factor of $2.5 - 3$ on sub-degree scales. The analytical prediction of Komatsu and Seljak (2002) has been compared to various past adiabatic simulation results, and is plotted here as a reference to verify our SZ power

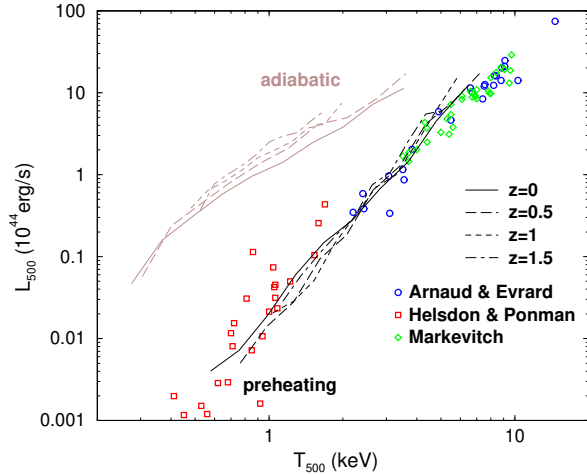


Fig. 2.— L-T relation: square, circle, and diamond symbols are the observed x-ray luminosities and temperatures given by different groups as described in the text. The solid, long-dashed, dashed, and dash-dotted lines are simulation results at $z=0, 0.5, 1$, and 1.5 , respectively. The upper band is for the adiabatic simulation, and the lower band for the preheating simulation. Both show no evolution within this redshift range.

spectrum to be typical of SPH simulations.

The CBI deep-field observations scanned a 9 square-degree sky (Pearson et al. 2002). We hence compute the preheated SZ power spectrum averaged over 9 one-square-degree SZ maps, which is then added to the primary CMB spectrum of $\Omega_b = 0.04, \Omega_m = 0.3, \Omega_\Lambda = 0.7, n_s = 0.975, h = 0.68$, as were used in Fig.11 of Bond et al.(2002), to obtain one realization. A total of 40 realizations are constructed, as plotted in Fig.3. The scatters in the preheated SZ power are within a factor 2. The agreement of the combined preheated SZ and primary CMB power spectrum with the CBI data is good at every bin from $l = 1000$ to $l = 3000$.

We, however, notice that blank-field BIMA observations on the CMB anisotropy around $3000 < l < 6000$ have placed a constraint on the SZ flux to be lower than $12.4\mu\text{K}$ with 95% confidence (Dawson et al. 2002). The total field measured by BIMA is, nevertheless, very small, less than 0.25 square degree, for which the cosmic variance is large. Moreover, as indicated in that paper, the observations made every attempt to avoid radio

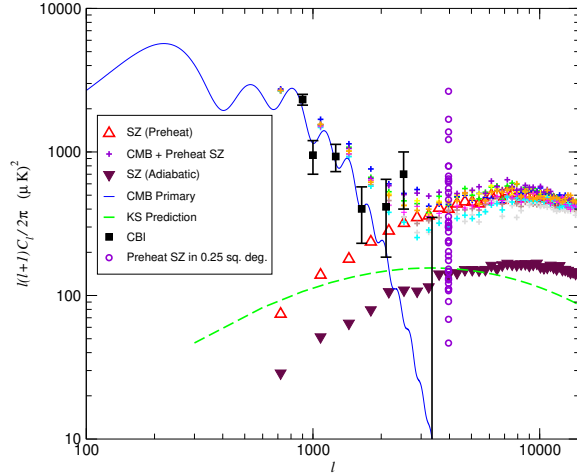


Fig. 3.— Comparison of CBI high- l data with the averaged SZ (preheating and adiabatic) and CMB+preheated SZ power spectra. The scatters of the latter arise from the cosmic variance of SZ spectrum over 40 fields of 9 sq deg. Also plotted is the analytical prediction of Komatsu and Seljak (2002). Circle symbols show the cosmic variance of the band-averaged power of preheated SZ flux over 40 maps of 0.25 sq deg.

sources, which are likely to be correlated with galaxy clusters. That is, BIMA observations may stare at fields void of SZ sources. Also plotted in Fig. 3 are the band-averaged SZ spectra over $3000 < l < 6000$ of 40 preheated SZ maps of 0.25 square degree. The wide scatters illustrate that in deliberately selected empty fields, the SZ flux can easily get down to $6.1\mu\text{K}$, the most probable value of BIMA detection.

4. Conclusion

The agreement of our preheating cosmological simulations with the observed M-T and L-T relations demonstrates that the impulsive heating scheme described by Eq.(1) at $z = 2$ is a plausible prescription, although its physical origin is unclear. Contrary to our successful results, recent simulations of Borgani et al.(2002), with a preheating scheme similar, in spirit but not in details, to ours, failed in producing the observed M-T relation though the L-T relation was successfully re-produced.

The unexpected new feature arising from our

heating scheme is an enhancement of the SZ flux and hence of the SZ power spectrum by a factor 2.5–3 on sub-degree scales. It can be attributed to the late heating for which the injected heat is confined within sufficiently deep gravitational potentials; it is to be contrasted with previous preheating studies (da Silva et al. 2001; Bialek, Evrard & Mohr 2001) for which heat is injected uniformly throughout the space at epoches $z \geq 4$ and decrements of SZ flux on sub-degree scales have been observed. Most striking of this new feature is that it can naturally explain the high- l excess of CMB anisotropy reported by CBI within the framework of the concordance model of $\sigma_8 = 0.9$. Such a σ_8 is close to the most probable value constrained by the combined large-scale-structure and all CMB data (Bond et al. 2002).

In the present work, radiative cooling has been ignored in the simulations. As of today, cosmological hydrodynamic simulations incorporating radiative cooling (e.g., Lewis et al. 2000, Pearce et al. 2000, Muanwang et al. 2001, da Silva et al. 2001; Muanwong et al. 2002) have either encountered cooling catastrophe (White 1992) in producing excessively large amount of cooled condensates to be identified as star clusters, or resorted to finite numerical resolution to suppress the coolants. Crucial physics missing in some of these simulations is that certain low level of continual heating to the intra-cluster gases from star forming activities, supernovae and AGNs should be operative. Such heating must balance out radiative cooling, in light of the small amount of baryons condensed into stars. However, the dilemma is that any sophisticated heating model is at best empirical and its reliability is difficult to assess. Fortunately in our simulation with a simple heating scheme, a large fraction of dense intra-cluster gas is no cooler than 0.5 keV, as indicated in Figs.1 and 2, where radiative cooling has not been very efficient. We therefore consider the present treatment of gas thermodynamics to be cautiously satisfactory.

We thank Mark Birkinshaw, Cheng-Jiun Ma, Ue-Li Pen, Diana Worrall, Protty J.H. Wu, Xiang-Ping Wu, Yan-Jie Xue and Pengjie Zhang for helpful discussions. Supports from NSC of Taiwan, under the grant NSC90-2112-M-002-026, and uses of the NCHC computing facilities are acknowledged.

REFERENCES

- Allen, S.W. & Fabian, A.C. 1998, MNRAS, 297, L57
- Arnaud, M. & Evrard, A. E. 1999, MNRAS, 305, 631
- Bahcall, N.A. et al. 2002, astro-ph/0205490
- Bialek, J.J., Evrard, A.E. & Mohr, J.J. 2001, ApJ, 555, 597
- Bond, J.R. et al. 2002, astro-ph/0205386
- Borgani, S., Governato, F., Wadsley, J., Menci, N., Tozzi, P., Lake, G., Quinn, T. & Stadel, J. 2001, ApJ, 559, L71
- Borgani, S., Governato, F., Wadsley, J., Menci, N., Tozzi, P., Lake, G., Quinn, T. & Stadel, J. 2002, MNRAS, 336, 409
- Bower, R.G., Benson, A.J., Lacey, C.G., Baugh, C.M., Cole, S. & Frenk, C.S. 2001, MNRAS, 325, 497
- Chiueh, T. & He, X.G. 2002, Phys. Rev., D65, 123518
- da Silva, A.C., Kay, S.T., Liddle, A.R., Thomas, P.A., Pearce, F.R. & Barbosa D. 2001, ApJ, 561, L15
- David, L.P., Nulsen, P.E.J., McNamara, B.R., Forman, W., Jones, C., Ponman, T., Robertson, B. & Wise, M. 2001, ApJ, 557, 546
- Dawson, K. S., Holzapfel, W. L., Carlstrom, J. E., Joy, M., LaRoque, S. J. & Reese, E. D. 2001, ApJ, 533, 1
- Edge, A.C. & Stewart, G.C. 1991, MNRAS, 252, 414
- Evrard, A.E., Metzler, C.A. & Navarro, J.F. 1996, ApJ, 469, 494
- Fan, Z. & Chiueh, T. 2001, ApJ, 550, 547
- Finoguenov, A., Reiprich, T. H., & Böhringer, H. 2001, A&A, 368, 749
- Finoguenov, A., Jones, C., Böhringer, H. & Ponman, T.J. 2002, ApJ, 578, 74

- Helsdon, S. F. & Ponman, T. J. 2000, MNRAS, 319, 933
- Komatsu, E., & Seljak, U. 2002, astro-ph/0205468
- Lewis, G.F., Babul, A., Katz, N., Quinn, T., Hernquist, L. & Weiberg, D. 2000, ApJ, 536, 623
- Loewenstein, M. 2000, ApJ, 532,17
- Markevitch, M. 1998, ApJ, 504, 27
- Mathiesen, B.F. & Evrard, A.E. 2001, ApJ, 546, 100
- Muanwong, O., et al. 2001, ApJ, 552, L27
- Muanwong, O., Thomas P.A., Kay, S.T. & Pearce, F.R. 2002, MNRAS, 336, 527
- Novicki, M. C., Sornig, M., & Henry, J. P. 2002, astro-ph/0208468
- Pearce, F.R., Thomas, P.A., Couchman, H.M.M. & Edge, A.C. 2000, MNRAS, 317, 1029
- Pearson, T.J., et al. 2002, astro-ph/0205388
- Peterson J.R., Ferrigno, C., Kaastra, J.S., Paerels, F.B.S., Kahn, S.M., Jernigan, J.G., Bleeker, J.A.M. & Tamura, T. 2002, astro-ph/0202108
- Ponman, T.J., Bourner, P.D., Ebeling, H. and Böhringer, H. 1996, MNRAS, 283, 690
- Ponman, T.J., Cannon, D.B. & Navarro, J.F. 1999, Nature, 397, 135
- Springel, V., Yoshida, N. & White, S.D.M. 2001, New Astronomy, 6, 79
- Tabor, G. & Binney, J. 1993, MNRAS, 263, 123
- White, S.D.M. 1992, in NATO ASI on *Clusters and Superclusters of Galaxies*, ed. Fabian, A.C., Kluwer, Dordrecht, p.17
- Wu, K.K.S., Fabian, A.C. & Nulsen, P.E.J. 2000, MNRAS, 318, 889
- Xue, Y.J. & Wu, X.P. 2000, ApJ, 538, 65
- Yamada, M. & Fujita, Y. 2001, ApJ, 533, L145