

Dark energy effects in the Cosmic Microwave Background Radiation

Pier Stefano Corasaniti¹

¹*Centre for Theoretical Physics, University of Sussex, BN1 9QH, Falmer, Brighton, United Kingdom*

Abstract. Understanding the nature of the dark energy is one of the most important task in cosmology. In principle several cosmological observations can be used to discriminate amid a static cosmological constant contribution and a dynamical quintessence component. In view of the upcoming high resolution CMB experiments, using a model independent approach we study the dark energy imprint in the CMB anisotropy power spectrum and the degeneracy with other cosmological parameters.

1 Dark energy models

Two competitive scenarios have been proposed to take into account for the observed accelerated expansion of the universe [1], the cosmological constant and a plethora of ‘quintessence’ scalar field models. It has been recently shown that an appropriate parameterization of the time behavior of the dark energy equation of state, can reproduce the dynamics of several quintessence potentials and many other models for the acceleration [2]. In particular different models are specified by the value of the equation of state today w_Q^o , its value during the matter dominated era w_Q^m , the value of the scale factor a_c^m where the equation of state changes from w_Q^o to w_Q^m and the width Δ of this transition. We refer to the formula (4) of the equation of state in reference [2]. We may distinguish two different classes of dark energy models, those with a rapid transition, characterized by the ratio $a_c^m/\Delta > 1$, and those with a slowly varying behavior, for which $0 < a_c^m/\Delta < 1$. For instance the ‘Albrecht-Skordis’ model [3] belongs to the former class while the latter includes the inverse power law potential [4]. We shall study the dark energy effects in the CMB power spectrum and we will discuss the possibility to detect these imprints with the next generation of CMB experiments.

2 Acoustic peaks

The angular size of the sound horizon at the decoupling sets the location of the acoustic peaks. Different dark energy models can lead to a different angular diameter distance to the last scattering surface and consequently to a shift of the peaks. For instance if w_Q^o is close to the cosmological constant value, the universe starts to accelerate at earlier times, the distance to the last scattering surface is farther and the peaks are shifted toward larger multipoles. The opposite effect occurs if w_Q^m tends to the dust value or if a_c^m tends to its present

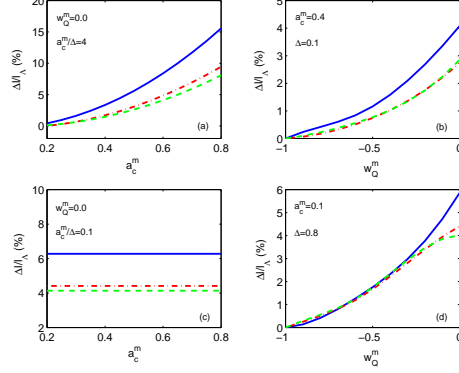


Figure 1: Relative difference of l_1 (blue solid line), l_2 (green dashed line) and l_3 (red dash-dotted line) to the Λ CDM model, for rapidly varying models (*top panels*), and with slow transition (*bottom panels*). For these models the present value of the equation of state is $w_Q^o = -1$.

value $a_o = 1$, but in these cases the amplitude of the shift depends on the value of Δ . In fig.1 we plot the relative difference to a Λ CDM model of the position of the first, second and third peaks for rapidly varying models (fig.1a-1b) and slowly varying ones (fig.1c-1d). We set $w_Q^o = -1$. As we can see, in models with a rapidly varying equation of state the discrepancy with respect to the Λ CDM increases for $a_c^m \approx 1$ (fig.1a), while for slowly varying behaviors of the equation of state there is not dependence on a_c^m (fig.1c). This is what we expect since in the latter class of models a different value of a_c^m does not affect the evolution of the dark energy density. We notice that in general the shift of the position of the first peak is always larger than that of the second and third ones. This is due to the ISW effect that is a characteristic signature of dark energy at low multipoles. The location of the Doppler peaks is an efficient tool to test the dark energy [5], however we should consider the degeneracy with other cosmological parameters. For example, for small values of H_o the peaks are shifted toward large multipoles. The same effect occurs for large values of the physical baryon density Ω_b , since the size of the sound horizon becomes smaller. Therefore we expect the value of the dark energy parameters to be degenerate mainly with H_o and Ω_b .

3 ISW effect

The ISW produces late time anisotropies at the large angular scales of the CMB and is caused by the decay of the gravitational potentials [6]. In a Λ CDM model such a decay starts as soon as the universe enters in the cosmological constant dominated phase. On the other hand the quintessence contributes to this decay not only with the dynamics of the background but with its clustering properties as well. In fact the quintessence is not a smooth component, it has fluctuations

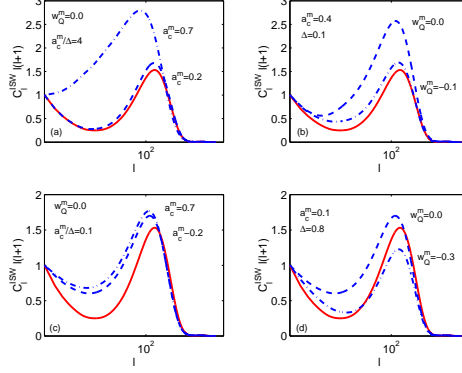


Figure 2: Power spectrum of the ISW for rapidly varying models (*top panels*) and slowly varying ones (*bottom panels*). The solid red line is the ISW effect produced in Λ CDM case.

that can cluster at the very large scales and modify the evolution of the matter perturbations. Therefore the imprint of the dark energy in the ISW depends on its specific features [7]. In fig.2 we plot the power spectrum C_l^{ISW} for the models of fig.1, the red line corresponds to the ISW contribution in a Λ CDM model. As we can see, for rapidly varying models, there is a boost of power for transitions occurring at close redshifts (fig.2a). The C_l^{ISW} then decreases toward the cosmological constant case as the transition moves at higher redshifts (fig.2a). The largest amplitude is obtained for $w_Q^m = 0.0$, but the signal is suppressed for $w_Q^m < 0.0$ (fig.2b). In the case of slowly varying models the ISW is almost independent of a_c^m (fig.2c). It is larger than the Λ CDM for $w_Q^m = 0.0$, becomes smaller for negative values of w_Q^m and tends to the Λ case for $w_Q^m < -0.3$ (fig.2d). The result of this qualitative analysis suggests that amid the dark energy models with w_Q^o close to -1 , those with a rapid transition occurring at low redshifts produce the most distinctive signature in the CMB power spectrum. On the contrary those with a slowly varying behavior are more difficult to distinguish from a cosmological constant model.

4 Ideal CMB measurements

In order to test the sensitivity of an ideal CMB experiment to the dark energy effects, we simulate a sample of C_l s with cosmic variance errors. We assume a fiducial model with a slowly varying equation of state with the following parameters: $\Omega_Q = 0.68$, $H_o = 70 \text{ Km s}^{-1} \text{ Mpc}^{-1}$, $w_Q^o = -1$, $w_Q^m = -0.4$, $a_c^m = 0.2$, $\Delta = 0.3$. We assume a flat geometry, no tensor contribution, the scalar spectral index $n = 1$ and the baryon density $\Omega_b h^2 = 0.021$. We assume a gaussian prior on $\Omega_m = 1 - \Omega_Q$ with $\sigma_m = 0.05$. We perform a likelihood analysis over Ω_Q , H_o , w_Q^o , w_Q^m and a_c^m . The results are shown in fig.3. As we may note, unless we take a prior on H_o , the value of w_Q^o is poorly constrained.

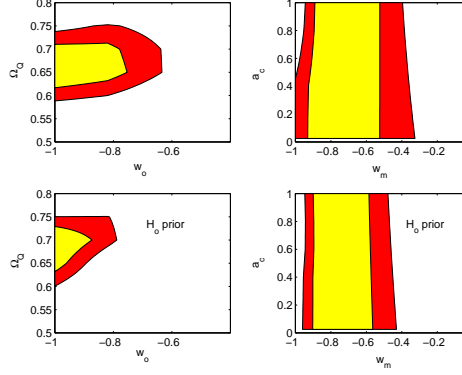


Figure 3: Simulated 2-D likelihood contour plots for an ideal experiment, with no priors (*top panels*) and H_o prior (*bottom panels*). The yellow and red contours correspond to 1 and 2σ respectively.

More important is the likelihood plot in the $w_Q^m - a_c^m$ plane. As we expect, a_c^m is undetermined. On the other hand w_Q^m is not very well constrained even with the H_o prior. This is because w_Q^o and w_Q^m are degenerate, hence marginalizing the likelihood over w_Q^o shifts the best fit value of w_Q^m . In particular we cannot exclude the case $w_Q^m = -1$. Therefore we conclude that if the present value of the dark energy equation of state is close to -1 , a large class of models will not be distinguished from a Λ CDM scenario even with ideal CMB measurements. It is possible that combining different cosmological data, as SN Ia, large scale structure and quasar clustering we can break the degeneracy and infer more information on this class of dark energy models.

Acknowledgements. We are grateful to Bruce Bassett, Carlo Ungarelli and Ed Copeland, with whom much of the work reviewed here has been done. PSC is supported by a University of Sussex bursary.

References

- [1] Perlmutter, S et al., 1999, ApJ 517, 565
- [2] Corasaniti, P. S. and Copeland, E. J., 2002, astro-ph/0205544
- [3] Albrecht, A., and Skordis, C. 1999, Phys. Rev. Lett. 84, 2076
- [4] Zlatev, I., Wang, L., and Steinhardt, P. J. 1999, Phys. Rev. Lett. 82, 896
- [5] Doran, M., Lilley, M. J., 2002, Mon. Not. Roy. Astron. Soc., 330, 965
- [6] Rees, M. J. and Sciama, D.W. 1968, Nature 217, 511
- [7] Corasaniti, P. S., Bassett, B. A., Ungarelli, C. and Copeland, E. J., astro-ph/0210209