

Long-term Properties of Accretion Disks in X-ray Binaries: I. the variable third period in SMC X-1

W.I. Clarkson¹, P. A. Charles¹, M. J. Coe¹, S. Laycock¹, M.D. Tout¹, C.A. Wilson²

1. *Department of Physics and Astronomy, Southampton University, SO17 1BJ, UK*

2. *NASA/Marshall Space Flight Center, Huntsville, AL 35805, USA*

Accepted . Received ; in original form

ABSTRACT

Long term X-ray monitoring data from the RXTE ASM and CGRO BATSE reveal that the third (superorbital) period in SMC X-1 is not constant, but varies between 40-60 days. A dynamic power spectrum analysis indicates that the third period has been present continuously throughout the five years of ASM observations. This period changed smoothly from 60 days to 45 days and then returned to its former value, on a timescale of approximately 1600 days. During the nearly 4 years of overlap between the CGRO & RXTE missions, the simultaneous BATSE hard X-ray data confirm and extend this variation in SMC X-1. Our discovery of such an instability in the superorbital period of SMC X-1 is interpreted in the context of recent theoretical studies of warped, precessing accretion disks. We find that the behaviour of SMC X-1 is consistent with a radiation-driven warping model.

Key words: stars - X-rays: binaries :pulsars :accretion disks :precession periods

1 INTRODUCTION

The X-ray lightcurves of persistent neutron star X-ray binaries exhibit periodicities which give information about physical mechanisms at work in the systems. Systems with high magnetic fields can show X-ray pulsations on timescales from milliseconds to seconds, due to channeling of accreting matter onto small emitting regions on the neutron star (White et al 1995). Also found are quasi - periodic oscillations, on disk - magnetosphere interaction timescales ranging from milliseconds to fractions of a second (van der Klis 1995). Orbital modulations are also seen on timescales ranging from a few tens of minutes to a few tens of days. The orbit manifests itself in the X-ray as either a change in mass transfer (and therefore emission) in an eccentric orbit, or a change in the character or magnitude of absorption, in some cases eclipses by the donor (van Paradijs & McClintock 1995).

1.1 Superorbital Periods

However, in a small number of sources with high or low-mass companions (e.g. SMC X-1, Her X-1, LMC X-4) a third (or “superorbital”) period is also present, typically on a scale of tens of days. Early in the history of X-ray astronomy an explanation for the behaviour of the LMXB Her X-1 was suggested (Petterson 1977) which involved a disk that was tilted and/or warped by the intense radiation pressure from

the central X-ray source, thereby causing it to precess with the observed long period. In doing so it can periodically obscure the central source, giving rise to a modulation of the X-ray flux at the precession period. This model has been the subject of renewed theoretical examination in recent years (see e.g. Wijers and Pringle 1999). Other models for superorbital periods have been proposed, including precession of the magnetic axis of the neutron star (Trümper et al 1986) and a hierarchical third body (Chou & Grindlay 2001).

It should also be noted that superorbital periods on timescales as long as hundreds of days have been reported in a number of X-ray sources (see e.g. Smale and Lochner 1992), namely those bright enough to be detectable by the first generation of all-sky monitors (such as those on Vela-5B and Ariel 5). However, these modulations are distinctly “quasi-periodic” in that even long-term monitoring datasets do not yield precise periods in their power spectra, but a broad peak, often superposed on “red-noise” power. Examples of these include Cyg X-2 ($P \sim 70$ -80d; Paul, Kitamoto & Makino 2000), GX354-0 ($P \sim 70$ d; Kong, Charles & Kuulkers 1998, X1916-051 ($P \sim 83$ d; Homer et al. 2001) and X1820-30 ($P \sim 200$ d; Chou & Grindlay 2001), although in the latter case the long period is sufficiently stable that it has been suggested (Chou & Grindlay 2001) that X1820-30 could be a triple system. Most of these modulations are rather different from those exhibited by SMC X-1, Her X-1 and LMC X-4 in that they are much lower amplitude and do not appear to be due to varying obscuration. It has been cus-

tomary to also interpret these superorbital periods as due to a precessing, possibly warped accretion disc, with the lower amplitudes due to lower inclinations.

Clearly the detailed investigation of these long-period phenomena is an observational challenge in that it really requires regular, systematic monitoring of the X-ray flux, preferably with a single instrument in each energy range. In the energy range 1.3 - 12.1 keV, the RXTE All-Sky Monitor (ASM) provides a continuous dataset of all bright X-ray sources, that has been continuously compiled over a period of more than six years. Up to energies of 1 MeV, the Burst And Transient Source Experiment (BATSE) has provided a continuous dataset over a period of almost a decade. The advent of such long-term continuous datasets has made the work we describe here possible. This paper is the first in a series that examines the nature and properties of these superorbital variations.

1.2 SMC X-1

SMC X-1 is a massive X-ray binary system consisting of a $1.6 \pm 0.1 M_{\odot}$ neutron star (an X-ray pulsar) and a high mass ($17.2 \pm 0.6 M_{\odot}$) B0 I optical companion, known as Sk 160 (Reynolds et al 1993). The spin period of the pulsar is 0.71 s and the orbital period of the system is 3.89 days, and its orbital period is decaying on a timescale of 10^5 years (see Reynolds et al. (1993) and references therein). SMC X-1 also has a superorbital period of approximately 60 days believed to be the consequence of a precessing, warped, accretion disk (see Wojdowski et al. (1998) and references therein). This disk is presumed to periodically occult the X-rays from the central source, thereby creating a modulation in the X-ray lightcurve in a manner analogous to that of Her X-1.

A comprehensive X-ray investigation of the SMC X-1 system has been presented by Wojdowski et al (1998) which examines all of the available data up to JD 24450660 (early 1998). As well as showing a superorbital period of ~ 60 days, they demonstrate that the X-ray source has been continuously active for at least the last 30 years and that the mass transfer rate to the neutron star has been roughly constant over this time. The latter is inferred from the fact that the pulsar has been steadily spinning-up on a timescale of hundreds of years. Based on the placement of pulse and eclipse profiles within the superorbital cycle, it was suggested that the luminosity and spectrum during the (orbital) eclipses are unaffected by the long cycle. It was thus argued that no intrinsic source variation could be responsible for the 60 day modulation, since the superorbital variation was present only in the out-of-eclipse data. Periodic occultation of the pulsar by the rim of a warped accretion disk, precessing under the gravity of the giant companion was shown to be consistent with the observations.

However, whilst confirming the presence of the superorbital modulation, Wojdowski et al also noted that it was not steady, but appeared to vary between 50 and 60 days. The identification of pointings with phase in the superorbital cycle could therefore not be made independently of the pointed lightcurves themselves. Instead, timing in the superorbital cycle was performed by creating a consistent scenario, then fitting the pointings to that scenario. We therefore believe that the elimination of intrinsic luminosity variation is open to question.

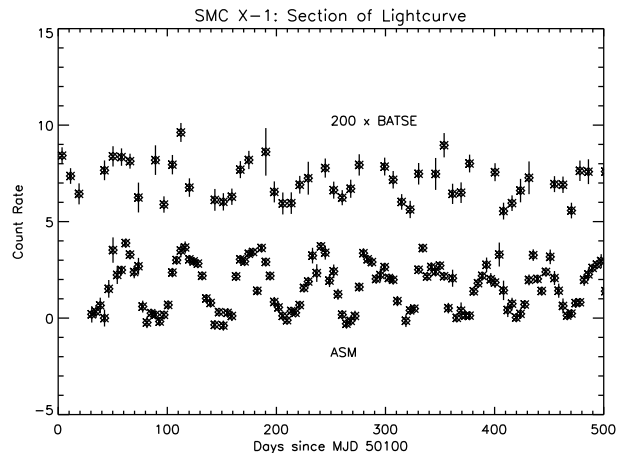


Figure 1. Section of the ASM and BATSE datasets for SMC X-1. Data has been binned to 7.78 days, or two orbital cycles, per bin.

In this work we present the results of an analysis of both ASM and BATSE data that allows the variation in the third period to be followed continuously over more than a decade. We also extend the timeline of observations by 3 years since Wojdowski et al (1998), which allows us to see that the variation of the third period might itself be periodic, as suggested by Ribo et al (2001). We show that this variation in the long period must be due to interaction of modes in a warped, precessing accretion disk.

2 RXTE OBSERVATIONS

Launched in 1996, the Rossi X-Ray Timing Explorer (RXTE) carries an All Sky Monitor (ASM), which gives continuous coverage of the entire sky. Typically 5-10 readings - called “dwells” - are taken of each of a list of sources per day, lasting about 90 seconds per dwell. Timing information is provided to within a thousandth of a day, as well as crude spectral information. The ASM is sensitive to photon energies between 1.3 and 12.1 keV, broken into three energy channels (1.3-3.0 keV, 3.0-5.0 keV and 5.0-12.1 keV). A total of 6.1 years of data (MJD 50083-52312) from the ASM were used in our analysis. Since the X-ray flux of SMC X-1 varies by a factor of >10 over the 40-60 day high-low state cycle, the data quality obtained by the ASM is variable. For all analyses reported in this paper, the ASM data were selected by background and quality of coverage; all points with background level above 10 cs^{-1} were rejected. Crude X-ray spectral information can be obtained from the ASM data by constructing hardness ratios of the three channels. In this case we define the ratio to be the sum of the count rate in the two high energy channels (3.0 - 12.1 keV) to that at low energy (1.3 - 3.0 keV). A section of the ASM lightcurve can be found in figure 1

3 BATSE OBSERVATIONS

The Burst And Transient Source Experiment (BATSE) carried on the Compton Gamma Ray Observatory (CGRO) provided near continuous monitoring of SMC X-1 for a period of just over 9 years from JD 24448361 - 24451690. Data were reduced by the Earth Occultation Technique (EOT) described by Harmon et al (2002) and Zhang et al (1994). By exploiting the Earth's limb as an occulting mask, individual X-ray sources can be located with an accuracy of 1° . During each 90 minute orbit of CGRO, two measurements of the total 20-100 keV flux from SMC X-1 were made as the source moved into and out of occultation due to the satellite's motion. Sources at $|dec| > 41^\circ$, such as SMC X-1, undergo intervals, typically lasting a few days, during each spacecraft precession period where they are not occulted by the Earth. These intervals manifest themselves as gaps in the data. To improve signal-to-noise and to remove effects of spacecraft repointings, daily average count spectra were generated for each detector by averaging the individual step measurements for each detector and each energy channel. These count spectra were then fitted simultaneously for each detector viewing the source with a photon power law model with a fixed photon index of 3 and a normalization equal to the integrated 20-100 keV flux in photons $cm^{-2}s^{-1}$ that was forward-folded through the detector response matrices (Briggs 1995; Pendleton et al. 1995). A fixed photon index was used because it was not well determined from fits to 1-day average spectra. The 1-day average 20-100 keV fluxes were used for this analysis. A section of the BATSE lightcurve can be found in figure 1.

4 DYNAMIC POWER SPECTRUM ANALYSIS

The ASM and BATSE data were analysed using a 'dynamic power spectrum' approach, designed to allow any changes in the X-ray modulation to be closely followed. The Lomb-Scargle periodogram code (Scargle 1982, 1989) implemented in Starlink software PERIOD was adapted in conjunction with a sliding 'data window' to produce power density spectra (PDS) for a series of overlapping stretches of the time series. Adjustable parameters in the analysis were the length of the data window and the amount of time by which the window was shifted each time to obtain the overlapping stretches of data. The code accounted for variations in the number of datapoints per interval such that the power spectrum resolution was identical for each interval. Choice of data window length was influenced by the expected minimum number of cycles needed for a significant detection of modulation due to SMC X-1. Since the 'third period' is already established to be approximately 40-60 days, the data window was set at 4 cycles (200 days). Of course, a longer window has the effect of reducing sensitivity to changes on timescales shorter than the window length.

The amount of shift between consecutive intervals influences the degree to which changes can be followed, for example setting the shift to equal the window length, results in zero overlap and no ability to determine whether an observed change in the PDS was gradual or sudden. Conversely, excessive overlap reduces the statistical independence of consecutive intervals. In any case there is no gain

in sensitivity once the barrier of the periodogram resolution is approached, this being a significant factor when there are only a few signal cycles in the window. A shift of 50 days was used as this corresponds to approximately one cycle of the 40-60 day modulation.

The result of the above procedure was an array of periodograms at identical resolution covering each dataset in many overlapping intervals. These results were then visualized by constructing 3-dimensional maps in (Time, Frequency, Power) space with spectral power being represented jointly by grayscale intensity and contours. The grayscale represented the raw periodograms and the contours provided a smoothed interpolation over the data.

The Dynamic Power Spectra of SMC X-1 in the BATSE and ASM wavebands is seen in figure 2. Not only is there a clear superorbital period on a period similar to that reported by Wojdowski et al (1998), but it varies with time, on a scale of ~ 7 years. Simulations show that the smooth shape of variation cannot be reproduced with a simple replacement of one periodicity at ~ 55 days by another at ~ 47 days, and we believe we are dealing with variation of a single periodicity. Some additional structure is seen in the BATSE lightcurve at roughly twice the frequency of the main structure: this is thought to be a harmonic of the main variation. The agreement between the datasets suggests that whatever process is responsible for the variation affects both wavebands.

4.1 Investigation of systematic errors

To investigate the sensitivity of the analysis to noise and systematic errors, the analysis was run on artificial lightcurves with the sampling of the SMC X-1 datasets but with noise superposed. Two cases were tested for: (1) varying amplitude variations of stable period with gaussian white noise, (2) white noise only. Red noise, in which the noise amplitude depends on frequency, was not tested for on the grounds that there is no evidence for it in the power spectrum of SMC X-1. Some spectral leakage was found for noisy datasets of known periodicity (see figure 3 for an example), identifiable in that their shape mirrors that of the strongest variation. Pure white noise produced no periodicities at any time above spectral power corresponding to roughly 80 % significance.

In the case of BATSE occultation data, interaction between the precession period of ~ 51 days and any detected periodicity might be expected. This possibility was carefully investigated, and found to produce a negligible effect. The orbital precession period was plotted for the duration of the BATSE dataset and found not to correlate with the variation in superorbital period. Furthermore, no bright X-ray sources are within the Earth Occultation errorbox of 2° from SMC X-1.

However the key point to note is the close correlation between the ASM and CGRO results during the period of overlap. This is convincing in itself because RXTE has a different orbital precession period and the ASM works on an entirely different principle to BATSE. Data from the ASM and BATSE provide a 4.4 year stretch of simultaneous coverage in two separate regions of the X-ray spectrum. During this period of overlap (MJD 50083-51690), the behaviour of the superorbital period is closely mirrored in the two, completely independent, datasets. This can be seen clearly in

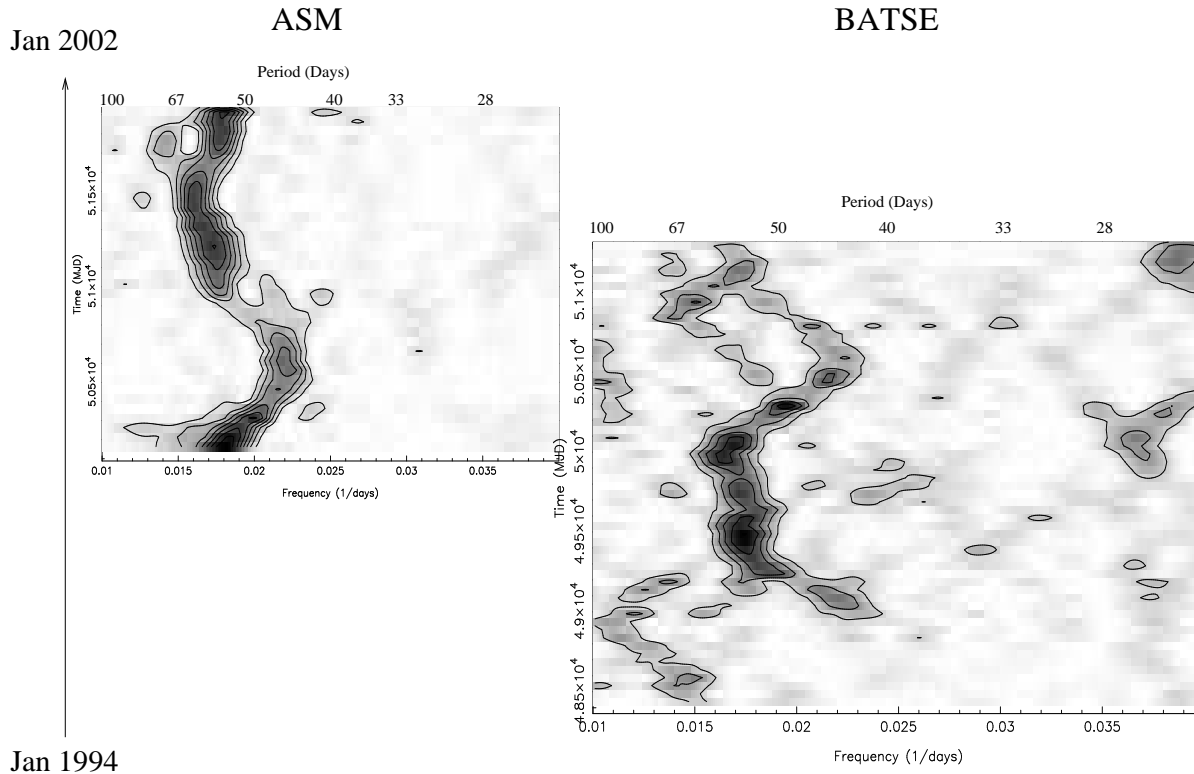


Figure 2. Dynamic power spectrum for the 20-100 keV lightcurve of SMC X-1 observed by BATSE over 9 years (MJD 48361-51690; right) and for the 1.3-12.1 keV lightcurve provided by RXTE over 6 years (MJD 50083-52312; left). Contours spaced at 4-unit intervals of LS power for BATSE and 40-unit intervals for RXTE.

figure 2. Nor is this effect seen in any other bright X-ray source observed by the CGRO.

5 SPECTRAL BEHAVIOUR OF THE THIRD PERIOD

We use the spectral information on the variability which is provided by the multi-channel nature of the ASM dataset, in order to discriminate between possible superorbital period mechanisms. To increase signal to noise, binning the data by phase is desired. However, the variation in superorbital period rules out folding over the entire dataset. Examination of figure 2 shows that over the region MJD 50550 - 50800, the superorbital period is roughly stable for both ASM and BATSE datasets.

Figure 4 shows the phase-binned lightcurve of the SMC X-1 datasets during this interval. We see immediately that the ASM variations mirror those in of BATSE. Furthermore, the shape of the ASM total count rate variation is almost exactly reproduced in the variation of the hardness ratio. The relation between total count rate and spectral hardness is shown explicitly in figure 5.

When the ASM phase-binned lightcurve is split into its

individual channels (figure 6), we see that the amplitude of variation is highly energy dependent. The variation at energies 1.3 - 3.0 keV, represented by ASM channels 1 and 2, has amplitude $\sim 1 \text{ cs}^{-1}$ and the variation is smooth, whereas at energies 5.0 - 12.1 keV the variation is about twice this amplitude.

6 DISCUSSION

Our analysis of the RXTE and CGRO archival datasets has not only confirmed the presence of the superorbital period in SMC X-1, it has clearly demonstrated that this itself is varying on an even longer timescale (conceivably a “fourth” period!). Here we shall discuss the superorbital period, along with reasons why it might vary with time. Four mechanisms have been put forward to explain the superorbital period, and we shall discuss these for the case of SMC X-1.

6.1 Spectral information as a broad discriminant

Broadly speaking, mechanisms for generating a superorbital period must do so by a variation in the X-ray intensity of the source, by variation in uncovered area as seen from the




Figure 3. Dynamic power spectrum analysis applied to a simulated dataset. The flux values in the BATSE timeseries have been replaced by a 50 day period sinewave combined with gaussian white-noise, to investigate any possible artifacts arising from the timing structure.

observer, or by a varying absorption along the line of sight to the observer. However we can immediately rule out varying absorption. This is because the BATSE lightcurve varies in the same way as that of the ASM, showing that the variation occurs across the entire energy range 1.3 - 100 keV. This rules out absorption by wind or accretion disk. For example, although the wind density in SMC X-1 can vary by factors of up to ~ 1000 (Blondin and Woo 1995, Wojdowski et al 2000, see also Vrtilik et al., 2001), this would have no effect on the BATSE lightcurve. This also rules out in the case of SMC X-1 the conventional explanation for superorbital variations, in which varying absorption by a disk warp causes the periodicity.

In itself, the relation between ASM intensity and spectral hardness does not act as a good discriminant between mechanisms, as the lightcurve represents a multiple component source (see Tanaka 1997 for a review). In the case of neutron star XRB, the soft component (usually identified with energies < 3 keV) is taken to originate in the accretion disk, through multi-temperature disk blackbody emission (Mitsuda et al 1984) combined with a Comptonised component (White, Stella and Parmar 1988). The wind is also represented at a low level in the soft component of the emission from SMC X-1 (Wojdowski et al 2000). However it should be noted that a small component of the soft emission may in some cases arise at the surface of the neutron star (Schulz 1998).

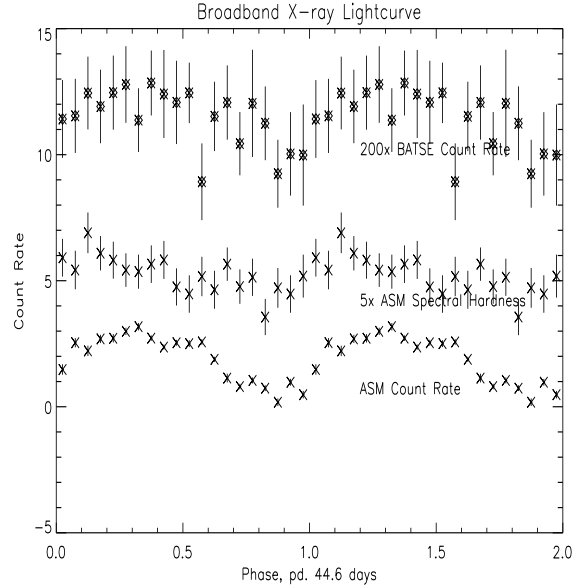


Figure 4. ASM countrate, ASM hardness ratio, and scaled BATSE count rate, binned by phase in the quasi-stable super-orbital period of 46 days that persists from MJD 50550 - 50800. Spectral Hardness is defined in this paper as the ratio of counts at 3.0 - 12.1 keV to those at 1.3 - 3.0 keV.

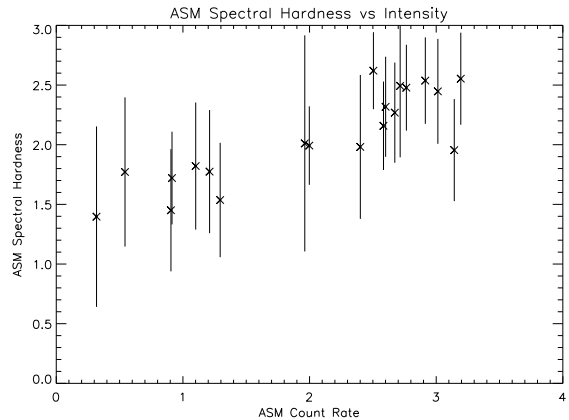


Figure 5. ASM spectral hardness plotted against total count rate, for the dataset of figure 4.

Emission at harder energies is identified with the surface region of the neutron star itself, through shock or Coulomb heating or Compton scattering at the boundary layer (Frank, King & Raine 1995). It has recently been suggested that the similarity in X-ray spectra between low state neutron star systems and black hole candidates identifies the dominant source of the hard component as the advection dominated accretion flow (ADAF) between the inner disk and compact object (Barret et al. 2000).

Thus the majority of the soft component of the ASM lightcurve can be identified with the accretion disk or matter ejected from the companion, whereas the hard component

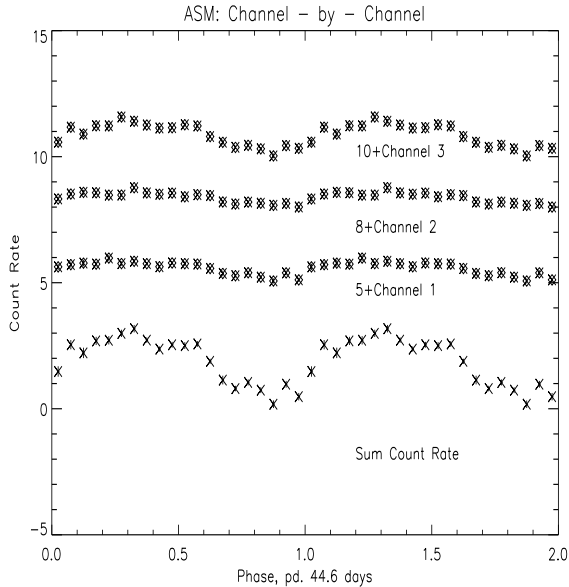


Figure 6. ASM total countrate, together with channel - by - channel behaviour, on the same phase scale as figure 4. The low energy channels show smaller amplitude variations and smoother morphology of variation.

corresponds to emission at or near the surface of the neutron star itself. In this way, the spectral dependence of the ASM lightcurve allows us to determine the region in which variation is taking place. The superorbital variation is strongly energy dependent: as can be seen from figures 4, 5 & 6, the ASM variation is most pronounced at energies $> 5\text{keV}$, while there is little or no variation at energies $< 3\text{keV}$. This suggests we can identify the observed superorbital variation with changes at or near the surface of the neutron star.

This interpretation is only valid if ejected material does not dominate the soft component of the RXTE lightcurve. ASCA spectra of the X-ray pulsar Cen X-3 (Ebisawa et al. 1996) do indeed contain little or no variation at energies $< 2\text{keV}$ in eclipse, whereas the hard component varies significantly. The authors model the spectrum with three components (figure 6 of Ebisawa et al 1996): a hard component from the neutron star itself, significant at energies $> 3\text{keV}$, a component due to electron scattering in circumstellar matter, dominant at energies 1 - 5 keV, and a soft component due to scattering from interstellar dust, dominant at energies $< 2\text{keV}$, by virtue of the location of Cen X-3 in the galactic plane.

In SMC X-1, however, the circumstellar component cannot be an important contributor to the ASM lightcurve. In the case of Cen X-3, the pulse period is strongly energy dependent, with little or no evidence for the pulsation at energies corresponding to the circumstellar electron scattering or interstellar dust components (Ebisawa et al. 1996), which suggests circumstellar and interstellar scattering matter are responsible for the emission of the bulk of the soft X-rays. The position of SMC X-1 out of the galactic plane rules out any significant interstellar dust component, and its pulse profile is clear and present right down to 0.1keV

(Wojdowski et al 1998). This rules out domination of the soft X-ray lightcurve from circumstellar or interstellar scattering regions. Thus the absence of superorbital variation in the soft energy bands of the ASM lightcurve is truly showing that radiation from the disk is not an important participant in the variation.

6.2 Mechanisms of Superorbital Variation

Precession of the neutron star's magnetic axis was invoked to explain the $\sim 35\text{d}$ periodicity in Her X-1 (by changing the accretion geometry; see Trümper et al. 1986). However this mechanism can be ruled out in the case of SMC X-1 for two reasons. Firstly, the precession torque is expected to be of the same order as the spin-up torque (Lamb et al. 1975). But pointed X-ray observations of SMC X-1 show the spin period to be monotonically decreasing (Wojdowski et al 1998), suggesting that precession should either also monotonically decrease in period, or if the sign of the torque changes, produce more violent behaviour in the dynamic power spectrum over time. This is not observed. Secondly, the precession of the neutron star would result in a superorbital variation of the pulse profile, whereas pointed observations suggest that the pulse profile is in fact stable (Wojdowski et al 1998). Forced precession has recently been ruled out in the case of Her X-1 for exactly this reason (Scott et al. 2000).

Another possibility is variation in mass transfer from donor to neutron star on the superorbital period. Giant pulsators, most notably RR Lyrae variables, are known to change their pulsation periods (see, e.g: Jurscik 2001). Thought to be driven by horizontal branch evolution, these pulsation period changes are typically monotonic and of order 1 d per 0.1 GYr (Wehlau et al 1992). However there are cases in which the variation is more chaotic and on a faster timescale (Jurscik et al 2001), so we must address this mechanism. The fact that such pulsations have never been detected in the donor of SMC X-1, given the high sensitivity of searches for such behaviour, leads us to strongly doubt the existence of pulsations at all. Furthermore, we expect companion star pulsations to produce large changes in bulk mass transfer rate from donor to accretion disk, manifesting themselves as large changes in the magnitude, or even direction (see, e.g: Nelson et al. 1997) of spin of the neutron star. As noted by Wojdowski et al (1998), however, the changes in neutron star spin rate are always in the same sense.

More gentle variation in mass transfer rate can be brought about if the XRB is part of an hierarchical triple. The third body causes the inner XRB to undergo nodal precession, leading to mass transfer variations on a timescale determined by the orbital periods of the binary and hierarchical third body (Chou & Grindlay 2001). This mechanism could give rise to both the superorbital period and the longer period of its variation, with the orbit of the third body the superorbital period and its variation period that of the nodal precession. Such a mechanism can be ruled out for SMC X-1, however, by consideration of the orbit of the centre of mass of the inner XRB about the system centre of mass, and the variation in pulse arrival time this would produce. Measured discrepancies between pulse arrival delays and those predicted from a two-body system amount to less than $\sim 10\text{ms}$ in RXTE PCA data (Wojdowski et al

1998). To produce such a small variation in pulse arrival time, the third body would have to orbit the inner XRB with the normal vector of the orbit pointing $< 2^\circ$ from the line of sight, for any stellar third body. Thus a third body scenario requires an extraordinary degree of fine-tuning to reproduce the observed results, especially when we consider that SMC X-1 itself is an eclipsing binary and thus would have high orbital inclination with respect to the orbit of the third body.

This leaves us with precession of a warped accretion disk as the mechanism responsible for the superorbital period. Such systems are usually thought to have as their primary observational effect a change in absorption, which has been ruled out for this system. What is not ruled out is a variation in uncovered emitting area, as suggested for Her X-1 (Gerend & Boynton 1976). Also not ruled out is variable deposition of energy at the boundary layer, brought on by the quasi-steady nature of the precession. This is not in conflict with the spin-up of the neutron star, as there are deviations from a purely monotonic increase (Wojdowski et al 1998). Indeed if one looks at the residuals in the quadratic fit to the pulse period (Wojdowski et al 1998), the residuals show variation of similar shape and timescale to the variations of the superorbital X-ray period! It is currently uncertain if this is a real effect or a statistically insignificant artifact. If statistically significant, this would provide direct evidence linking the variation in third period to variation in accretion flow onto the neutron star.

There is a third way in which a warped, precessing accretion disk might manifest itself in the X-ray lightcurves examined here. Studies of CVs have shown that local values of mass transfer in accretion disks can dramatically exceed the mass transfer rate from donor to acceptor, as shown in CV's with prominent bright spots such as LX Ser (Rutten, van Paradijs & Tinbergen 1992). In the case of SMC X-1, the quasi-steady decrease in spin period noted by Wojdowski et al (1998) suggests that mass transfer from the donor star is also quasi-steady, either in a Roche Lobe stream or collimated wind, allowing such a bright spot to exist. SMC X-1 is expected to have a small accretion disk given its HMXB nature, which, if warped, might allow the mass transfer stream to reach close enough to the neutron star that the resulting bright spot becomes an important component in the X-ray emission of the system, as suggested by Warner (2002, private communication). As the warp precesses, the intersection point moves radially through the disk, thus varying the brightness and spectral hardness of emission - as seen in figure 4. Furthermore, as the mass transfer stream would be varying its position on the precession period, the intersection point would drive the warp further. Such a mechanism is deserving of further theoretical investigation.

The warped, precessing accretion disk has one clear advantage over the other mechanisms considered here: it can support variations in superorbital period. To show this, we summarise first the properties of warped accretion disks.

6.3 Stability of Precessing, Warped Accretion Disks

The hypothesis that warped, precessing accretion disks might be responsible for superorbital periods in XRB gained acceptance through the canonical precessing disk systems

Her X-1, SS 433 and LMC X-4 (Petterson 1977). The measured ~ 160 d precession of the relativistic jets in SS433 have also been identified with precession of the accretion disk (Margon 1984). Tidal forces on the disk by the companion can lead to a constant rate of precession if the disk can become tilted out of the plane (see eg: Wijers and Pringle 1999), but two issues then arise: (i) how to cause a fluid disk to precess with uniform frequency, and (ii) how to maintain tilting out of the plane.

Modelling of disk behaviour by Wijers & Pringle (1999) and subsequent more rigorous treatment by Ogilvie & Dubus (2001: hereafter OD01) has shown that an accretion disk is unstable to radiation-driven warping when the luminosity of the central source exceeds a critical value. This instability provides a mechanism enabling the disk to tilt and to remain tilted and so to precess with a period that is comparable to the recorded values for superorbital periods in X-ray binaries. Furthermore the models also provide for the possibility of both retrograde and prograde motion. Thus all the superorbital periods seen in X-ray binaries might now be accountable by the same model.

The most pertinent of the OD01 results for this discussion is the classification of behaviour into modes of warping (see figure 7 of OD01). The stability of the accretion disk to warping is predicted as a function of the mass ratio q and the binary separation r_b , for two regimes of mass input. The first region boundary corresponds to matter input at the Lindblad resonance radius r_o , for which every source above this line for which matter is input in this way can sustain mode 1 and higher warps. If matter is input at the circularisation radius r_c , this border does not apply, and persistent warping is not possible. Between the upper border of this region and the dotted line, mode 0 warping persists. Finally in the uppermost region, mode 1 and higher warping modes become possible.

The location of the borders between stability regions in $r_b - q$ space depends strongly on the global disk viscosity parameter, α and the neutron star accretion efficiency η . Uncertainty in these values translates into uncertainty as to the location of the border between regions and thus the stability classification of a system. However, the adopted values of $\alpha = 0.3$ and $\eta = 0.1$ are usually assumed to be appropriate for neutron star XRB (Frank, King & Raine 1995, OD01 and references therein).

As a HMXB, the accretion disk in SMC X-1 is unlikely to reach out to r_o . Moreover, that the spin period has been decreasing in a steady way compared to most other HMXB's suggests that mass transfer from donor to disk is also comparatively steady, suggesting mass transfer is collimated in some way, even if not by Roche overflow. These considerations lead us to suggest that the true site of mass input is closer to r_c than to r_o , so we use the stability scheme appropriate for mass input at r_c . SMC X-1 is then placed near the border between the region supporting stable mode 0 warping and that supporting mode 1 and higher modes. We would thus expect the disk to form a precessing warp, giving rise to a long periodicity. However, this may not be a stable monotonic warp; instead, there may be an interaction between modes by virtue of the unique location of SMC X-1 near the border between the two regions. As two or more modes compete, then, a longer term variation may be set up in which the sum of modes itself changes slowly with time.

This may manifest itself as the observed variation in the superorbital period of SMC X-1, which must represent an important constraint on future development of such models.

7 CONCLUSION

We have used the dynamic power spectrum to show that the superorbital period of SMC X-1 varies in a coherent, apparently almost sinusoidal, way. In conjunction with the spectral behaviour of this variation, we have seen that a precessing, warped accretion disk must be responsible for the superorbital variation. However the influence of the warp may be felt not only through varying occultation, as is supposed for Her X-1, but through varying accretion at the neutron star boundary layer, permitted because the disk precession is not steady but quasi-steady. Finally we saw that the variation of the superorbital period is fully consistent with current stability theory of warps in accretion disks. An interaction of warp modes can give rise to the varying superorbital period, allowing its variation to change direction several times in a few years.

This remarkable result was only possible due to the superb, long time-base of the CGRO and RXTE databases. It heralds a new understanding of the structure and evolution of accretion disks which may have implications for disks on all scales. A search for similar behaviour in other X-ray binaries in these datasets is under way and will be the subject of future papers.

Acknowledgments

SGTL and WIC were in receipt of PPARC research studentships. WIC thanks Professor Brian Warner for interesting discussion on the observational consequences of tilted and warped disks, and Drs. Phil Uttley and Guillaume Dubus for informative comments. This work was only made possible through the efforts of the ASM/RXTE team at MIT and GSFC, and the BATSE/CGRO team at MSFC.

REFERENCES

- Barret, D. et al., 2000, ApJ 533, 329
 Briggs, M.S., 1995, in *Proceedings of the of the Third Huntsville Symposium on Gamma Ray Bursts*, eds. Kouveliotou, C., Briggs M.S., & Fishman, G. J. (AIP: New York)
 Chou, Y. & Grindlay, J.E., 2001 ApJ 563, 934
 Ebisawa, K. et al., 1996 PASJ 48, 425
 Frank, J, King, A.R. & Raine, D.J., *Accretion Power in Astrophysics*, 2nd Edition, C.U.P 1995
 Gerend, D. & Boynton, P., 1976, ApJ 209, 562
 Harmon B. A., Fishman G. J., Wilson C. A., Pacieras W. S., Zhang S. N., Finger M. H., Koshut T. M., McCollough M. L., Robinson C. R., Rubin B. C., 2002, ApJS 138, 149
 Homer L. et al., 2001 MNRAS 322, 827
 Jurscik J. et al., 2001 AJ 121, 951
 Kong A., Charles, P.A. & Kuulkers, E., 1998, NewA 3, 301
 Lamb D.Q. et al., 1975 ApJ 198L, 21
 Margon, B. 1984, ARA&A 22, 507
 Mitsuda, K. et al., 1984 PASJ 36, 751
 Nagase F., 1989 PASJ 41,1
 Nelson R.W. et al. 1997, ApJ 488L, 117
 Ogilvie G. I., Dubus G., 2001 MNRAS 320,485
 Paul B., Kitamoto S., Makino F., 2000 ApJ 528, 410
 Pendleton, G. N. et al. 1995, NIM, A364, 567
 Petterson J. 1977, ApJ 218, 783
 Reynolds A.P., Hilditch R.W., Bell S.A., Hill G., 1993 A&A 261, 337
 Ribo, M. et al. 2001, in *Exploring the gamma-ray universe. Proceedings of the Fourth INTEGRAL Workshop.*, eds. A. Gimenez, V. Reglero & C. Winkler, ESA Publications Division, p333
 Rutten R.G.M., van Paradijs J. & Tinbergen, J. 1992, A&A 260, 213
 Scargle J. D., 1982, ApJ 263, 835
 Scargle J. D., 1989, ApJ 343, 874
 Schulz, N.S. 1998, ApJ 1998, 511, 304
 Scott, D.M., Leahy, D.A. & Wilson, R.B., 2000, ApJ 539,392
 Smale A.P., Lochner, J., 1992, ApJ 395, 582
 Tanaka Y., 1997., Lecture Notes in Physics Vol. 487, *Accretion Disks - New Aspects*, eds. E. Meyer-Hofmeister & H. Spruit (Berlin: Springer), p1
 Trümper J., et al., 1986 ApJ 300L, 63
 van der Klis, M., 1995, in *X-ray Binaries*, eds. W.H.G.Lewin, J.van Paradijs, E.P.J.van den Heuvel, C.U.P., p252
 van Paradijs, J. & McClintock, J.E., 1995, in *X-ray Binaries*, eds. W.H.G.Lewin, J.van Paradijs, E.P.J.van den Heuvel, C.U.P., p58
 Vrtilik S.D. et al., 2001 ApJ 563, L139
 Wehlau A. et al., 1992 AJ 103, 1583
 White N.E., Nagase, F., Parmar, A.N., 1995, in *X-ray Binaries*, eds. W.H.G.Lewin, J.van Paradijs, E.P.J.van den Heuvel, C.U.P., p1
 Wijers R. A. M. J., Pringle J. E., 1999, MNRAS 308, 207
 Wojdowski P., Clark G. W., Levine A. M., Woo J. W., Zhang S. N., 1998, ApJ 502, 253
 Wojdowski, P.S. et al., 2000 ApJ 541, 963
 Zhang et al., 1994, IEEE Trans. Nuclear Sci. vol. 41, No.4