

UV Properties and Evolution of High-redshift Galaxies

Alberto Buzzoni

*Telescopio Nazionale Galileo, A.P. 565, 38700 S/Cruz de La Palma,
 Spain, and
 Osservatorio Astronomico di Brera, Milano, Italy*

Abstract. I assess the problem of morphological and photometric evolution of high-redshift galaxies in the ultraviolet wavelength range. My discussion will partly rely on a new set of template galaxy models, in order to infer the expected changes along the Hubble morphological sequence at the different cosmic epochs. The impact of evolution on the faint-end galaxy luminosity function at $z \sim 1$ and beyond will also be evaluated and briefly discussed.

1. Introduction

The exploration of galaxies at cosmological distances has sensibly changed the current perspective of optical astronomy, as the effect of redshift is to allow the study of the restframe ultraviolet (UV) emission of distant objects. The lack of a reliable overlap with local galaxy templates (mainly due to the atmosphere absorption), and the possible effect of evolution, require however a more accurate modelling of galaxy spectral energy distribution (SED) at short wavelength in order to consistently match high-redshift observations (Buzzoni 2002a).

Sampling of integrated UV emission from the galaxy population at increasing distances has revealed to be in principle a powerful tool to track cosmic star formation at the different cosmological epochs (Madau 1998). For its relevance, this method has received special attention in a number of works, considering the possible bias sources in the data interpretation. This included the effect of dust (Steidel et al. 1999; Massarotti et al. 2001), and the incomplete sampling of galaxy luminosity function at faint magnitudes (Connolly et al. 1997). In any case, as far as evolution is taken into account, important changes are to be expected for galaxies beyond $z \sim 1$, both in their apparent morphology and UV emission. In this contribution, I would like to briefly assess both issues and their possible influence in the interpretation of deep observations.

2. UV Emission and Star Formation Rate

UV luminosity is known to be a fairly accurate tracer of actual star formation (Kennicutt 1998). This relationship basically derives from a selective contribution of the brightest main sequence (MS) stars to the integrated luminosity of a stellar aggregate. This is shown in Fig. 1, by comparing the theoretical c-m diagram of a simple stellar population (SSP) in two different photometric bands.

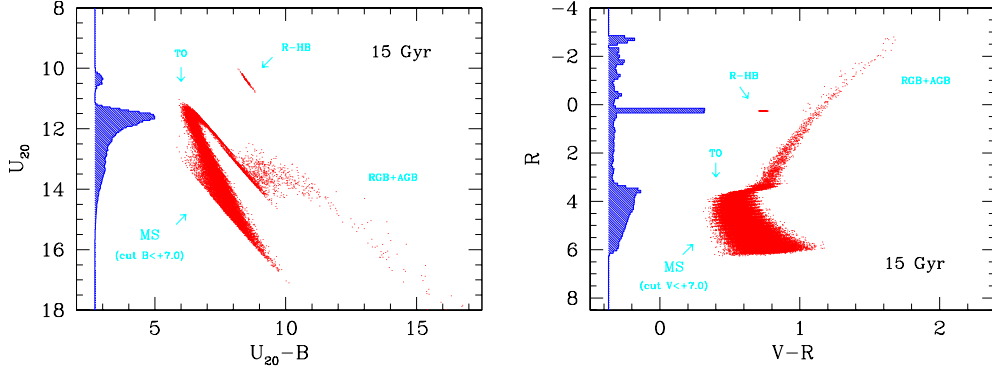


Figure 1. Synthetic c-m diagrams for a 15 Gyr SSP of solar metallicity and Salpeter IMF, after Buzzoni (1989). The left panel shows the magnitude distribution of stars at 2000 Å (U_{20}), compared with the corresponding distribution in the Johnson R band (right panel). The histogram on the vertical axis displays the relative fraction to the integrated SSP luminosity from stars in the different magnitude bins. While in the U_{20} diagram most of SSP luminosity is provided by stars around the turn off region, this is not the case for the R diagram, where there is a sizable contribution from Post-MS stars (i.e. horizontal branch, R-HB, and red giant branches, RGB+AGB).

As far as 2000 Å luminosity distribution is concerned (left panel in the figure), one sees that a substantial fraction of the SSP luminosity is provided by turn off (TO) stars in the brighter magnitude bin of the MS region. Quite remarkably, giant stars nearly disappear in the ultraviolet, while on the contrary they extensively contribute to the integrated luminosity at optical and infrared wavelength (right panel). As a consequence of this selective mechanism, the integrated UV luminosity directly relates, at any time, to the actual star formation rate, once linking the youngest component of high-mass stars to the size of the stellar population as a whole, through an appropriate IMF. In case of a Salpeter IMF, with stars in the mass range between 0.1 and 120 M_{\odot} , a theoretical calibration for the 2800 Å luminosity (Buzzoni 2002b) is:

$$\text{SFR} [M_{\odot}/\text{yr}] = \frac{L_{2800}}{4.8 \cdot 10^{27}} [\text{erg/sec/Hz}], \quad (1)$$

quite insensitive to the details of past star formation history (see Fig. 2).

3. UV Morphology of High-redshift Galaxies

Another important issue that should be considered, when tackling the study of the high-redshift galaxy population, is the possible morphological evolution. Apart from dynamical arguments (that deal, for instance, with the “monolithic” or “hierarchical” formation hypothesis), the apparent effect of redshift on the sampled SED, and the different photometric evolution of the galaxy sub-systems (i.e. bulge, disk and halo) likely tend to change the apparent look of galaxies with changing distance. There are basically two “competing” effects, in this sense, that could introduce an important bias in the morphological classification with increasing z .

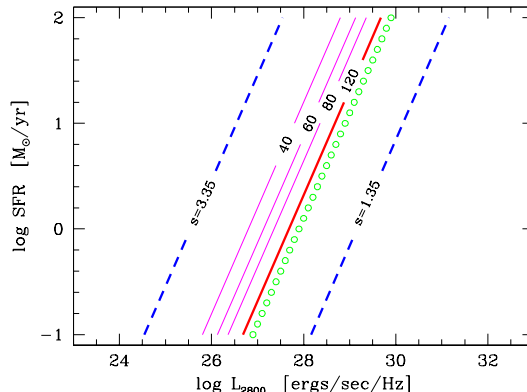


Figure 2. Theoretical calibration of star formation rate and 2800 Å integrated luminosity of a stellar population, after Buzzoni (2002b). Thick solid line is the expected relationship for a Salpeter IMF with stars up to 120 M_{\odot} . A change of the upper cutoff mass for $M_{up} = 80, 60, 40 M_{\odot}$ is displayed by the thin parallel lines, as labelled. Dashed lines report the change in the IMF power-law slope (namely $dN \propto M_*^{-s} dM_*$) for dwarf- ($s = 3.35$) and giant-dominated ($s = 1.35$) stellar populations. Dotted line is the corresponding calibration from Madau (1997) for a Salpeter IMF ($s = 2.35$) and $M_{up} = 125 M_{\odot}$.

From one hand, in case of late-type systems, UV luminosity especially enhances the presence of star-formation regions across the disk. When shifted to optical wavelength (i.e. for galaxies at $z \sim 1$ or beyond) this makes the disk plot much more knotty and irregular, compared with low-redshift templates (and this, *in spite* of any intrinsic evolution...). Simulations actually show that outstanding local galaxies, like M33 or M51, could hardly be recognized at the distance of the Hubble Deep Field (Burgarella et al. 2001; Kuchinski et al. 2001). When compared with local morphological studies, the net effect of sampling the galaxy UV spectral range is therefore in the sense of artificially increasing the number of irregular (interactive?) systems at high redshift (van den Bergh et al. 2000; Kajisawa & Yamada 2001). To some extent, this trend could even be reinforced by the abrupt disappearance of early-type systems beyond $z \sim 1.5$, mainly as a consequence of the disfavoring action of the k-correction.

On the other hand, we should also consider the effect of photometric evolution when moving to large look-back times. We know that bulge stellar population in spirals closely resembles that of ellipticals (e.g. Jablonka et al. 1996), and consistently matches the theoretical case of a SSP. This means that bulge luminosity is expected to fade with time, as a consequence of the increasing number of dead stars and a prevailing dominance of low-mass stars. On the contrary, the disk undergoes more or less continual stars formation all over galaxy's life, and its luminosity is therefore dominated at any time by fresh (high-mass) stars.

Therefore, when looking back in time, we should in general expect a more prominent contribution of the bulge over the disk, and high-redshift spirals (and ellipticals) should more likely appear as sharply nucleated objects, compared to their low-redshift homologues. This would explain the apparent lack of grand-design spirals (i.e. Sb-Sc systems) in the galaxy population at large distances (e.g. van den Bergh et al. 1996). The effect is quantified in the two panels of

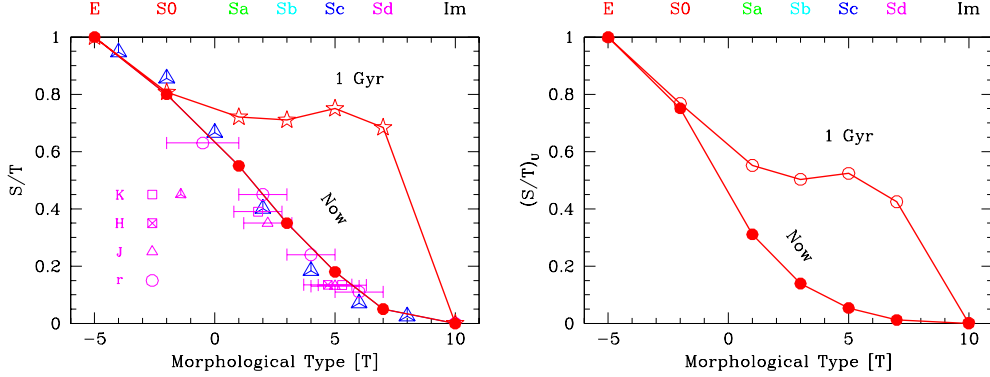


Figure 3. The S/T morphological parameter, defined as $L_{\text{spheroid}}/L_{\text{tot}}$, is studied at different ages for galaxies along the Hubble sequence. Left panel displays the present-day calibration (solid dots) at long wavelength, as derived from the data of Kent (1985; \circ), de Jong (1996; filled \triangle), Giovanardi & Hunt (1988; filled \square), and Moriondo et al. (1998; \triangle and \square). Its inferred trend in the Johnson U band is plotted in the right panel, according to the template galaxy models of Buzzoni (2002b). The expected evolution for $t = 1$ Gyr clearly points to a strongly enhanced bulge contribution, especially for later-type spiral systems (Sc-Sd types), that would closely resemble present-day S0-Sa galaxies.

Fig. 3, where we computed the relative contribution of the spheroid component (i.e. bulge+halo) to galaxy luminosity at red/infrared and ultraviolet wavelength (Johnson U band). When accounting for expected photometric evolution, according to Buzzoni’s (2002b) template galaxy models, one sees that later-type spirals (Sc-Sd types) at 1 Gyr might closely look like present-day S0-Sa systems.

4. Expected Evolution of Galaxy Luminosity Function

The combined action of the morphological and photometric evolution is expected to sensibly modulate the galaxy luminosity function at high redshift. A main issue, in this regard, concerns the shape of the faint-end tail of the Schechter (1976) function, sizing the contribution of dwarf systems. This problem has at least a twofold impact on the cosmological theory as *i*) faint galaxies might provide a large fraction of the UV cosmological background (Adelberger and Steidel 2000), thus sensibly increasing the estimated cosmic star formation according to the Madau (1998) plot; *ii*) low-mass systems could play a key role in the physical mechanisms that led to formation of the high-mass galaxies (White et al. 1987).

As a first plain approach to the problem, we relied on the work of Marzke et al. (1998), who investigated the dependence of the local galaxy luminosity function on morphology using a wide sample of over 5,000 low-redshift galaxies. The Marzke et al. luminosity function, obtained in the Johnson B band, is displayed in the left panel of Fig. 4, together with the relative contributions from *bona fide* “elliptical”, “spiral”, and “irregular” galaxies. The faint-end slope of the data distribution (i.e. the power-law index α of the Schechter function) is found to be $\alpha = -1.12$ for the whole sample over the observed magnitude range, but irregular galaxies clearly dominate at fainter magnitudes with a steeper slope

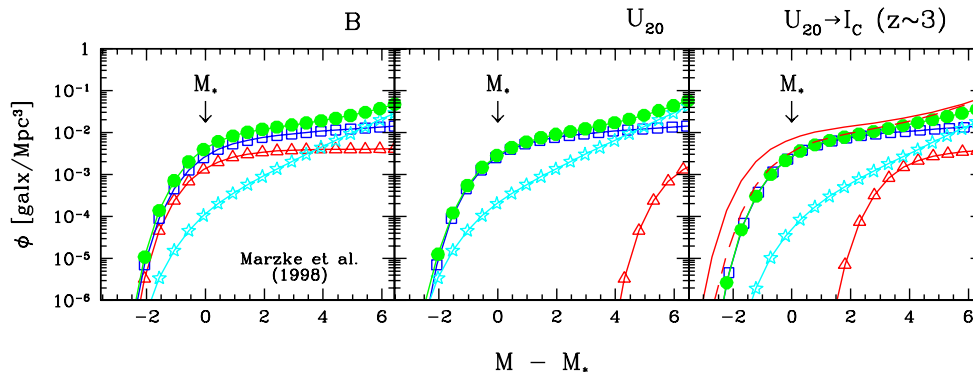


Figure 4. Left panel reports the observed B luminosity function for low-redshift galaxies, according to Marzke et al. (1998; solid dots) and its partition among the different morphological types (spirals = \square ; ellipticals = \triangle ; irregulars = \star). The middle panel is the inferred galaxy distribution at 2000 \AA , according to the Buzzoni (2002b) template models, and its expected evolution at high redshift ($z \sim 1 \rightarrow 3$; right panel) for 5 Gyr galaxy models. Note that the U_{20} galaxy distribution for $t = 5$ Gyr should roughly match the observed luminosity function at optical wavelength (\sim Johnson $B \rightarrow I$ bands). The B (solid line) locus along with the U_{20} overall galaxy distribution at $z = 0$ (dashed line) (from left and middle panels, respectively) are overplotted, for reference.

($\alpha = -1.81$). Starting from this partition, and accounting for the mean $U_{20} - B$ color as from the Buzzoni (2002b) template models, in the middle panel of Fig. 4 we report the inferred luminosity function at the 2000 \AA restframe wavelength. The main feature, in this regard, is the dramatic fading of elliptical galaxies, as a consequence of their exceedingly “red” $U_{20} - B$ color due to a vanishing star formation at present time. Quite interestingly, this makes the faint-end slope of the Schechter function even steeper ($\alpha \lesssim -1.8$?), as ellipticals will now reinforce the Im contribution at faint magnitudes.

On the other hand, if we let galaxies evolve back in time and consider the luminosity partition for 5 Gyr models (this is roughly the expected scenario for $z \sim 1 \rightarrow 3$ galaxies, depending on the cosmological model), then the restframe U_{20} luminosity function will match observations along the $B \rightarrow I$ bands (cf. right panel of Fig. 4). Again, while the bright galaxy population is clearly dominated by late-type systems, and the Im galaxy component moves to fainter magnitudes (because of a lower contribution of unevolved low-mass stars), ellipticals partially recover due to the age effect. Our guess is therefore that deep optical observations should point to a steeper slope for the faint-end tail of the luminosity function, compared to the local framework (cf. the solid line in the right panel of Fig. 4, for reference), with a value of α eventually comprised between -1.2 and -1.8 .

This trend could even be strengthened as far as the effect of dust or the c-m galaxy drift is taken into account, in a more sophisticated approach. Both effects lead in fact to predict redder (i.e. UV fainter) galaxies at brighter magnitudes, and this is in the sense of steepening the faint-end tail of the UV galaxy luminosity function.

Acknowledgments. I am pleased to acknowledge financial support from the Italian MURST under grant COFIN'00 02-016.

References

- Adelberger, K.L., & Steidel, C.C. 2000, *ApJ*, 544, 218
- Burgarella, D., Buat, V., Donas, J., Milliard, B., & Chapelon, S. 2001, *A&A*, 369, 421
- Buzzoni, A. 1989, *ApJS*, 71, 817
- Buzzoni, A. 2002a in *New Quests in Stellar Astrophysics: the Link between Stars and Cosmology*, eds. M. Chavez et al. (Dordrecht: Kluwer), 189
- Buzzoni, A. 2002b, *AJ*, 123, 1188
- Connolly, A.J., Szalay, A.S., Dickinson, M., Subbarao, M.U., & Brunner, R.J. 1997, *ApJ*, 486, L11
- de Jong, R.S. 1996, *A&A*, 313, 45
- Giovanardi, C., & Hunt, L.K. 1988, *AJ*, 95, 408
- Jablonka, P., Martin, P., & Arimoto, N. 1996 in *ASP Conf. Ser. Vol. 86, Fresh Views of Elliptical Galaxies*, ed. A. Buzzoni, A. Renzini & A. Serrano (San Francisco: ASP), 185
- Kajisawa, M., & Yamada, T. 2001, *PASJ*, 53, 833
- Kennicutt, R.C. Jr. 1998, *ARA&A*, 36, 189
- Kent, S.M. 1985, *ApJS*, 59, 115
- Kuchinski, L.E., Madore, B.F., Freedman, W.L., & Trewhella, M. 2001, *AJ*, 122, 729
- Madau, P. 1997, in the *STScI Symp. Ser., The Hubble Deep Field*, eds. M. Livio, S.M. Fall & P. Madau (Baltimore: STScI)
- Madau, P. 1998, in *ASP Con. Ser. Vol. 148, Origins*, ed. C.E. Woodward, J.M. Shull, & H.A. Thronson, Jr. (San Francisco: ASP), 88
- Marzke, R.O., da Costa, L.N., Pellegrini, P.S., Willmer, C.N.A., & Geller, M.J. 1998, *ApJ*, 503, 617
- Massarotti, M., Iovino, A., & Buzzoni, A. 2001, *ApJ*, 559, L105
- Moriondo, G., Giovanardi, C., & Hunt, L.K. 1998, *A&AS*, 130, 81
- Schechter, P. 1976, *ApJ*, 203, 297
- Steidel, C.C., Adelberger, K.L., Giavalisco, M., Dickinson, M., & Pettini, M. 1999, *ApJ*, 519, 1
- van den Bergh, S., Abraham, R.G., Ellis, R.S., Tanvir, N.R., Santiago, B.X., & Glazebrook, K.G. 1996, *AJ*, 112, 359
- van den Bergh, S., Cohen, J.G., Hogg, D.W., & Blandford, R. 2000, *AJ*, 120, 2190
- White, S.D.M., Davis, M., Efstathiou, G., & Frenk, C.S. 1987, *Nature*, 330, 451