

Parameter Correlations and Cosmological Properties of BL Lac Objects

P. GIOMMI^{1,2} P. PADOVANI^{3,4} M. PERRI^{1,5} H. LANDT³ AND E. PERLMAN⁶

¹ASI Science Data Center, c/o ESA-ESRIN, Frascati, Italy

²Agenzia Spaziale Italiana, Italy

³Space Telescope Science Institute, 3700 San Martin Drive, Baltimore MD 21218, USA

⁴On assignment from the Space Telescope Operations Division of ESA

⁵Dip. di Fisica, Università “La Sapienza”, P.zle A. Moro 2, I-00185 Roma, Italy

⁶Joint Center for Astrophysics, University of Maryland, Baltimore, MD 21250, USA

ABSTRACT. Using three complete, radio flux limited, blazar samples we compare the LogN-LogS and the preliminary radio luminosity function of the general population of BL Lacs to those of the subclass of high energy synchrotron peaked (HBL) BL Lacs. We also examine recent results on the cosmological evolution in different samples of BL Lacs and we investigate the controversial issue of the correlation between the synchrotron peak frequency and radio luminosity in BL Lacertae objects. We find that the fraction of HBL objects is approximately the same at all observed radio fluxes and luminosities implying that there cannot be any strong correlation between the position of the synchrotron peak and radio luminosity. The amount of cosmological evolution in BL Lacs is confirmed to be low and negative at low radio fluxes, although the large number of objects without redshift prevents a precise estimation. At high radio fluxes the amount of cosmological evolution is zero or slightly positive but this could be induced by a possible contamination with Flat Spectrum Radio Quasars.

1. Introduction

The blazar class includes BL Lacertae type objects (BL Lacs) and Flat Spectrum Radio Quasars (FSRQs), both characterized by a strong and highly variable non-thermal continuum across the entire electromagnetic spectrum. The often extreme and peculiar observational properties of these sources (e.g. Urry & Padovani 1995) are thought to be the signature of physical phenomena seen in rare conditions such as the electromagnetic emission arising from a jet of material moving toward the observer at relativistic speeds observed at small viewing angles. For these reasons blazars are intensively studied at all frequencies from radio to high energy gamma rays. However, their low surface density and the intrinsic difficulties in discovering them at optical frequencies where BL Lacs do not display strong emission lines nor show any Blue Bump, make blazar research a difficult business. So difficult, in fact, that it took nearly 20 years to build the first statistically complete samples such as the 1Jy and 2Jy samples at 5GHz (Stickel et al. 1991, Wall & Peacock 1985) and the X-ray flux-limited samples derived from the *Einstein* EMSS and Slew surveys (Stoeckle et al. 1991, Rector et al. 2000, Perlman et al. 1996a). Most of the experimental results on which our present understanding of blazars is based come from the study of these early samples which include 30-50 objects, the brightest and most luminous in their selection band.

Despite the early difficulties many new surveys, based on classical or more recent multi-frequency selection techniques, are now becoming available. These surveys, however are characterized by different degrees of completeness and by a range of sensitivity limits in one or more energy bands; see Padovani (2002) for a recent review.

Using three recent, radio flux-limited and nearly complete surveys, which cover a portion of the blazar parameter space much wider than earlier samples, we determine some cosmological properties of BL Lacs such as the radio LogN-LogS, the radio luminosity function and its cosmological evolution and we address the controversial issue of the experimental basis of the often quoted correlation between ν_{peak} and radio luminosity

(Fossati et al. 1998). Throughout this paper we assume $H_0 = 50 \text{ Km s}^{-1}\text{Mpc}^{-1}$ and $q_0 = 0$.

2. Blazars surveys

The statistical estimation of a parameter value, or the verification of the existence of a correlation between two or more parameters, in a population of sources requires the use of well defined, completely identified, possibly sizable, unbiased samples. A sample that includes *all* objects that are detectable above its statistical limits is usually referred to as a *complete* sample. The 'biasness' of a statistical sample depends on the parameter(s) that are estimated through it. A sample is unbiased with respect to a given parameter if, above the survey statistical limits, the selection method used neither favors, nor selects against, objects with particular values of the parameter(s) considered. Surveys of X-ray serendipitous sources are particularly delicate from this viewpoint since they tend to exclude bright sources that have been observed as targets in the main observation program and therefore have much less probability to be rediscovered as serendipitous sources. For instance the samples based on ROSAT serendipitous sources like the DXRBS and the REX must suffer of some incompleteness at bright radio ($f_r \gtrsim 1 \text{ Jy}$) and at bright X-ray ($f_x > \text{a few } 10^{-12} \text{ erg cm}^{-2}\text{s}^{-1}$) fluxes since the ROSAT PSPC pointing program included nearly all the BL Lacs from the 1Jy sample and a large fraction of the BL Lacs discovered in the *Einstein* EMSS and Slew Surveys. The exact amount depends on the details of the survey.

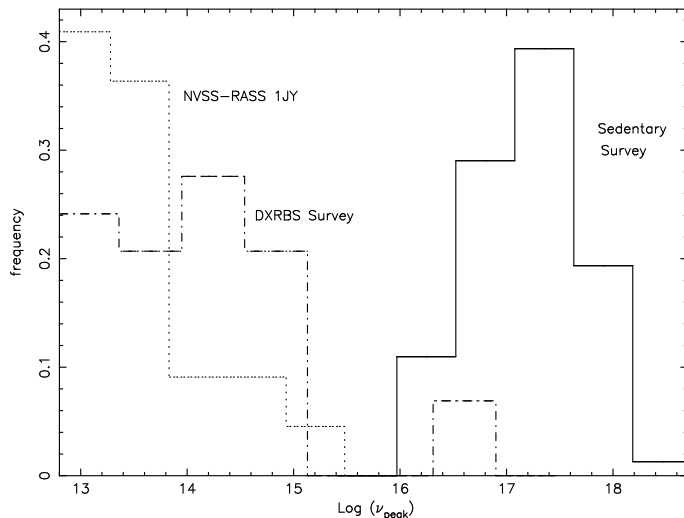


Fig. 1. The BL Lac ν_{peak} distribution in the Sedentary survey (solid histogram), the NVSS-RASS 1Jy survey (dotted histogram) and the DXRBS survey (dash-dotted histogram). The radically different ν_{peak} distribution of the Sedentary survey is the result of selection and shows how this survey is efficient in finding rare objects that are barely represented in other radio flux limited surveys.

We make use of three radio flux limited blazar surveys, namely the DXRBS survey (Perlman et al. 1998 and Landt et al. 2001), the NVSS-RASS 1Jy sample (Giommi et al. 2002) and the Sedentary survey of extreme HBL BL Lacs (Giommi, Menna & Padovani 1999), whose spectroscopic identification rate has reached a sufficiently high

level of completion ($\gtrsim 85\%$) and are expected to be unbiased with respect to the quantities that we want to estimate. These large samples allow us to draw firm, albeit preliminary, conclusions with respect to the LogN-LogS, the luminosity function and the cosmological evolution of BL Lacs. In addition, the comparison of the NVSS-RASS 1Jy and the DXRBS surveys, which select objects regardless of their ν_{peak} value, to the Sedentary survey, which instead only includes high ν_{peak} sources, allow us to verify the experimental bases of the radio luminosity ν_{peak} correlation reported by Fossati et al. (1998).

In the following we briefly describe the main characteristics of these samples referring the reader to the original papers for more details.

2.1. The Deep X-ray Radio Blazars Survey, DXRBS

The DXRBS survey efficiently selects blazars by means of a spatial cross-correlation of the ROSAT WGA catalog of soft X-ray sources with several radio catalogs (GB6, PMN at 5 GHz and NORTH20CM at 1.4 GHz) and restricting the sample to objects with flat radio spectrum ($\alpha_r < 0.7$, $S_\nu \propto \nu^{-\alpha_r}$); see Perlman et al. 1998 and Landt et al. 2001 for details. All optical candidates are observed for spectroscopic identification down to the 24th magnitude. The flux limits and the present status of the DXRBS is briefly summarized below.

- X-ray flux limits between $\approx 10^{-14}$ and $\approx 10^{-12}$ erg cm $^{-2}$ s $^{-1}$
- Radio flux limits between 50 and 100 mJy at 5 GHz
- optical identification program is 95% complete
- 233 confirmed blazars, 199 FSRQ + 44 BL Lacs
- about 30% of the BL Lacs have no redshift

This survey is complete above its radio flux limits with a sky coverage that depends mainly on X-ray and only weakly on radio flux. A small number of bright radio (or X-ray) blazars are missing because they were targets of pointed PSPC observations.

2.2. The Sedentary multi-frequency survey.

The Sedentary multi-frequency survey is a radio flux limited sample of extreme HBL BL Lacs (that is objects with very high f_x/f_r or, equivalently, very high energy synchrotron peak frequency). It is based on the cross-correlation between the NVSS catalog of 20 cm radio sources and the ROSAT all sky survey (RASS) bright sample with the restriction that the α_{ro} and α_{ox} of these candidates are within the "HBL zone", that is the small area of the $\alpha_{ox} - \alpha_{ro}$ plane that is almost exclusively populated by extreme HBL ($\alpha_{rx} < 0.55$, or $\nu_{peak} \gtrsim 10^{16}$ Hz; see Giommi et al. 1999 for details).

The current status of the survey is presented in Perri et al. 2002; here we summarize the main properties.

- 155 sources: the largest complete sample of BL Lacs
- radio flux limit 3.5 mJy at 1.4 GHz
- $\sim 83\%$ spectroscopically identified
- $\approx 40\%$ of the objects have no redshift

2.3. The NVSS-RASS : a new 1Jy Blazar survey at 1.4 GHz

Sample similar to the "classical" 1Jy sample at 5GHz of Stickel et al. (1991) based on the cross-correlation between NVSS (1.4 GHz) radio sources with flux larger than 1 Jansky and the ROSAT All Sky Survey (RASS, bright and faint samples). From the numerous X-ray observations of BL Lacs over the past 25 years it has clearly emerged that all objects of this type emit X-rays with an f_x/f_r ratio that ranges from $\approx 2 \times 10^{-13}$

to well over 10^{-10} erg cm $^{-2}$ s $^{-1}$ Jy $^{-1}$ (e.g. Padovani 2002). Since the RASS full sample has a range of limiting sensitivities of $\sim 5 \times 10^{-14}$ to $\sim 5 \times 10^{-13}$ all sources brighter than 1 Jy in the NVSS should be detected in the RASS. Therefore the sample defined above should be complete provided that the RASS sky coverage is taken in to account. Currently the survey includes

- 226 sources, 95% of them identified from the literature.
- 165 Quasars (flat + steep radio spectrum)
- 24 BL Lacs
- 19 radio galaxies
- 3 seyfert galaxies
- 12 still unidentified

Figure 1 shows the distribution of the synchrotron peak energies (ν_{peak}) for the three surveys, estimated by comparing a SSC model to the SED of all the sources in the samples (see Giommi et al., these proceedings for an application of this method to the sample of blazars observed with *BeppoSAX*). Note that the ν_{peak} distribution of the DXRBS and the NVSS-RASS 1Jy overlap substantially, (these being radio surveys that do not select any ν_{peak} values) while the Sedentary survey (by construction) includes all objects with values of ν_{peak} high enough to satisfy the survey requirement of $\alpha_{rx} < 0.55$.

3. Cosmological properties of BL Lacs

In this paragraph we use the complete and radio flux limited samples described above to derive the cosmological properties of BL Lacs in general and those of the subclass of high ν_{peak} sources.

3.1. The radio LogN-LogS

The radio LogN-LogS of the surveys considered here are plotted in Figure 2 together with that derived from the "classical" 1Jy sample of Stickel et al. (1991), after converting the 5GHz fluxes of this last survey into the 1.4 GHz band (assuming an average radio spectral slope of 0.3). From this figure we see that the number density of objects in the Sedentary survey (extreme HBL) is about 1/30th of the full population of BL Lacs and that this fraction remains roughly constant within the flux range where the Surveys' sensitivities overlap. At fluxes below 50 mJy the LogN-LogS of high ν_{peak} sources flattens considerably so that, unless the LogN-logS of all BL Lacs flattens dramatically, the fraction of high ν_{peak} sources remains very low at all fluxes. Note that above a few hundred mJy the number density of high ν_{peak} "Sedentary" sources becomes so low (a few 10^{-5} deg $^{-2}$) that even all sky surveys (covering $\approx 2 \times 10^4$ deg 2 like the 1Jy surveys) are expected to include less than one such objects.

3.2. The radio luminosity function

Figure 3 shows the radio luminosity function of all BL Lac types (LBL +HBL) estimated from the DXRBS and the NVSS-RASS 1Jy and of the subset of extreme HBL sources derived from the Sedentary survey. Given the high completeness level of all these surveys we do not expect that these preliminary LF can change much when full completion is achieved.

Since about 40% of the BL Lacs in the Sedentary survey do not have measured redshift we must make some assumptions to estimated the LF. We considered two cases 1) all objects with no redshift were assigned a value of 0.25 which is roughly equal to the average redshift of the remaining BL Lacs in the survey, and 2) the redshift was assumed to be that for which the expected optical nonthermal luminosity, estimated

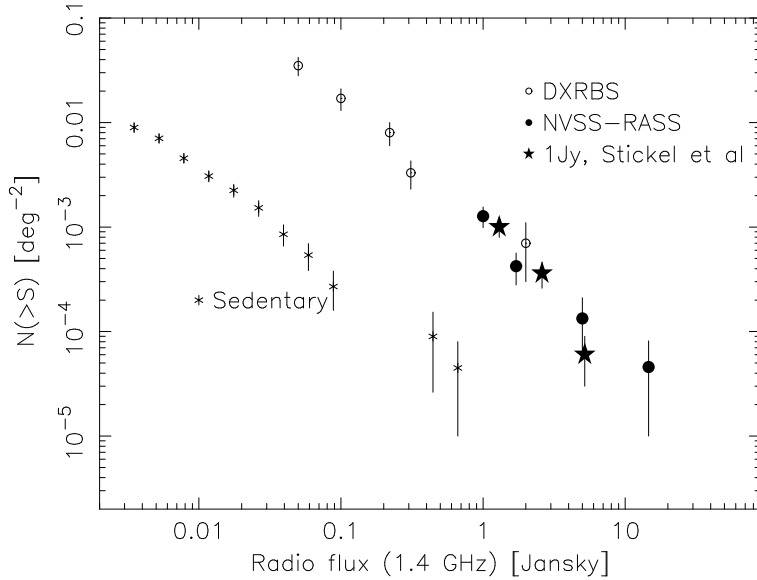


Fig. 2. The radio LogN-LogS of BL Lacs as estimated from surveys including all types of BL Lacs (1Jy Stickel et al. 1991, Giommi et al. 2002, and DXRBS) and from the Sedentary survey which only includes extreme HBL BL Lacs. The LogN-LogS of the two populations are approximately parallel implying that the fraction of HBL sources is roughly constant at all fluxes as suggested by Giommi & Padovani (1995), and Padovani & Giommi (1996) and is not consistent with a strong correlation between ν_{peak} and luminosity of Fossati et al. 1998, which instead requires that the fraction of HBLs is a strong function of radio flux.

from α_{ro} would be five times that of a typical host galaxy (give value). The LFs that we obtained under the two hypothesis are shown as small points and filled circles respectively.

From Figure 3 we see that the LF of extreme HBL objects is roughly parallel to that of the full population of BL Lacs implying that the fraction of high ν_{peak} objects is approximately the same at all luminosities.

3.3. Cosmological evolution

The cosmological evolution of BL Lacs is long known to be peculiar (Stocke et al. 1982, Maccacaro et al. 1984, Morris et al. 1991, Bade et al. 1998, Rector et al. 2000, Giommi et al. 1999, Caccianiga et al. 2002) and markedly lower than that of any other type of AGN. However, a number of studies seem to indicate that the amount of cosmological evolution may depend on flux limits and on the type of BL Lac considered, with HBL sources being those with the lowest evolution. The best way to measure cosmological evolution in a population of cosmic sources is to compare the luminosity function at different epochs, or equivalently, in different redshift shells. This, however, requires very large complete samples which are not easy to get. Although the Sedentary survey is large enough to allow this approach, the present status of the identification program (83%) and the large fraction of objects without a measured (or measurable) redshift, make this approach still premature. For the purposes of this work we measured the amount of cosmological evolution through the V_e/V_a test (Avni & Bachall 1980), an extension of the original V/V_m method (Schmidt 1968) to surveys with more than one flux limit. This test measures the presence of cosmological evolution as a deviation from a uniform distribution of V_e/V_a values (and from its average value $\langle V_e/V_a \rangle$ of 0.5) which

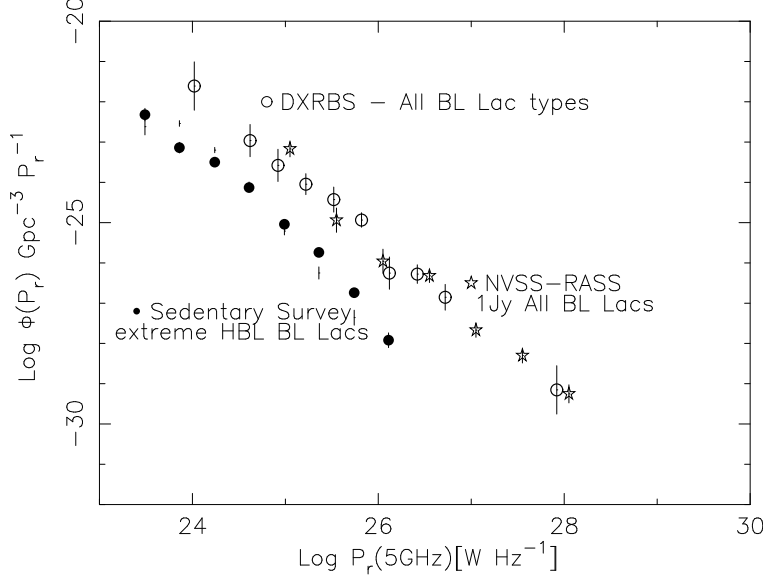


Fig. 3. The preliminary composite radio luminosity function of all BL Lac types, from the NVSS-RASS 1Jy surveys of Giommi et al. (2002) and Padovani (2002) is compared to the preliminary luminosity function of the extreme HBL Lacs of the Sedentary survey. Note that the LF of HBL Lacs is essentially parallel to that of the full population of BL Lac implying that the fraction of BL Lacs with very high ν_{peak} value is approximately the same at all luminosities.

is expected in a population of non evolving sources. To assign a redshift to the sources with no measured value we have followed three approaches: 1) z was set equal to the average value of the subsample with measured redshifts ($z=0.25$); 2) we have used a Monte Carlo method to assign redshift values assuming that the z distribution is the same as in the subsample of BL Lacs with measured redshifts; 3) we have applied the Monte Carlo method only to the sources that are still unidentified and we have derived redshift upper limits for the confirmed BL Lacs without redshift estimation assuming that they are so because their optical spectrum is featureless as a consequence of the fact that their optical Synchrotron Self Compton (SSC) power is at least five times that of an average BL Lac host galaxy (e.g. Landt et al. 2002).

We have obtained $\langle V_e/V_a \rangle = 0.41 \pm 0.02$, $\langle V_e/V_a \rangle = 0.42 \pm 0.02$ and $\langle V_e/V_a \rangle = 0.44 \pm 0.02$ for case 1, 2 and 3 respectively. In all cases $\langle V_e/V_a \rangle$ is less than 0.5 by three sigma or more. Table I compares the $\langle V_e/V_a \rangle$ results of the Sedentary survey with those of other recent surveys. Low values of $\langle V_e/V_a \rangle$ are found in the Sedentary survey and in X-ray surveys like the EMSS and RASS-HBX, which include a large fraction of HBLs. A somewhat contradictory result seems to be that of Caccianiga et al. (2002) who find the $\langle V_e/V_a \rangle$ of the XB-REX sample to be consistent with 0.5, at odds with the measurements of lower values in the EMSS and RASS-HBX surveys which have similar X-ray flux limits. However we note that the XB-REX result is only two sigma away from the other measurements and that the REX survey must have missed a few bright (hence low V_e/V_a) HBLs of the *Einstein* Slew and EMSS surveys since a large fraction of these objects were pointed as part of the main ROSAT observation program.

TABLE I
Comparison of $\langle V_e/V_a \rangle$ results in different surveys

Survey	$\langle V_e/V_a \rangle$	Band	Flux limit
1Jy survey (Stickel et al. 1991)	0.61 ± 0.05	Radio-5GHz	1 Jansky
NVSS-RASS 1Jy	0.61 ± 0.06	Radio-1.4GHz	1 Jansky
DXRBS	0.56 ± 0.05	Radio-5GHz	50 mJy
Sedentary survey	0.41 ± 0.02	Radio-1.4GHz	3.5 mJy
<i>Einstein</i> EMSS	0.43 ± 0.05	Soft X-ray	2×10^{-13} erg cm $^{-2}$ s $^{-1}$
XB-REX	0.48 ± 0.04	Soft X-ray	4×10^{-13} erg cm $^{-2}$ s $^{-1}$
RASS HBX (Bade et al. 1998)	0.41 ± 0.05	Soft X-ray	8×10^{-13} erg cm $^{-2}$ s $^{-1}$

4. The ν_{peak} -radio luminosity correlation

In this section we address the issue of the correlation between ν_{peak} and radio luminosity that has been noticed comparing radio selected and X-ray selected samples of blazars by Fossati et al. (1998) and is considered as the experimental basis of unified scenarios for blazars (Ghisellini et al. 1998, Costamante et al. 2001, Maraschi 2002, these proceedings).

Figure 4 (adapted from Costamante et al. 2001) shows the original data used by Fossati et al. (1998) to point out the correlation between ν_{peak} and radio luminosity. Fossati et al. compared powerful radio blazars from the 1Jy sample of Stickel et al. (1991) and the 2Jy sample FSRQ with less radio powerful X-ray discovered BL Lacs from the Einstein IPC medium Sensitivity and Slew Surveys, which at that time were the only complete samples available. It must be noted, however that although these samples were complete above their respective radio and X-ray flux limits, they included sources with very different radio fluxes, and not all radio luminosities represented in one survey were above the flux limit in the other sample. Perlman et al. (2001) showed that when more recent surveys are considered the correlation does not appear as straightforward as in Figure 4.

Figure 5 shows the radio luminosity - ν_{peak} plot extended to BL Lacs discovered in the deeper and more homogeneous DXRBS and Sedentary surveys. The original data (for BL Lacs only) still appear in the plot as small circles. It is readily apparent that the lower left corner of the plot (low power - low ν_{peak} sources), which was empty in Figure 5 is now filled by most of the DXRBS BL Lacs. The upper left corner, instead remains empty testifying that high radio power-high ν_{peak} BL Lacs are not detected. However, this is probably due to the fact that high radio power high- ν_{peak} sources very easily outshine the optical emission of their host galaxy thus hampering any redshift (and luminosity) measurement. Figure 6 shows the SED of two BL Lacs of equal radio luminosity but with synchrotron peaks located at low ($\nu_{peak} \approx 10^{13}$ Hz) and at high energy ($\nu_{peak} \approx 10^{17}$ Hz) together with the optical emission of a typical giant elliptical host galaxy. It is immediately clear that the type of observed optical emission (thermal vs non-thermal), on the basis of which an identification is made, strongly depends on the position of ν_{peak} (see also Landt et al. 2002 and Landt, these proceedings). In fact, according to the often used calcium break dilution rule (Stocke et al. 1991, Browne & Marcha 1993, Landt et al. 2002) the BL Lac with low ν_{peak} in Figure 6 would be classified as a radio galaxy, while the high energy peaked object would be classified as a featureless BL Lac with no redshift (and consequently no estimate of its luminosity). Since the optical luminosity of BL Lac host galaxies display a very small dispersion (Wurtz et al. 1997, Urry et al. 2000) the degree of optical light dilution can be as much as 100 times higher in HBLs than in LBL objects.

The dotted and dashed-dotted lines in Figure 5 represent the loci where the non-thermal emission from a BL Lac object is 5 times that of the host galaxy, and therefore it out-

shines any galactic component, for two assumptions of the radio spectral index ($\alpha = 0.15$ and $\alpha = 0.3$). Any object located to the right of these lines would appear as featureless, unless emission lines were also present. Objects of this type cannot be plotted and the upper right part of the plot remains empty. Several high luminosity-high ν_{peak} BL Lacs may be present in the Sedentary survey where about 40 % of the objects have no redshift. The radio luminosity of these sources are plotted as lower limits (calculated as in section 3.3) in Figure 5. Note that several of the 1Jy BL Lacs are on the right side of the dotted line, well into the "lined objects" part of the diagram. That is because some 1Jy BL Lacs indeed show emission lines (Bade et al. 1998, Rector & Stocke 2001) and could be Flat Spectrum Radio Quasars whose strong non-thermal emission dilutes the line strengths and lowers their equivalent width close to the 5 Å limit. This contamination could easily affect the amount of cosmological evolution in bright radio flux limited samples (see also Perlman et al. 1996b).

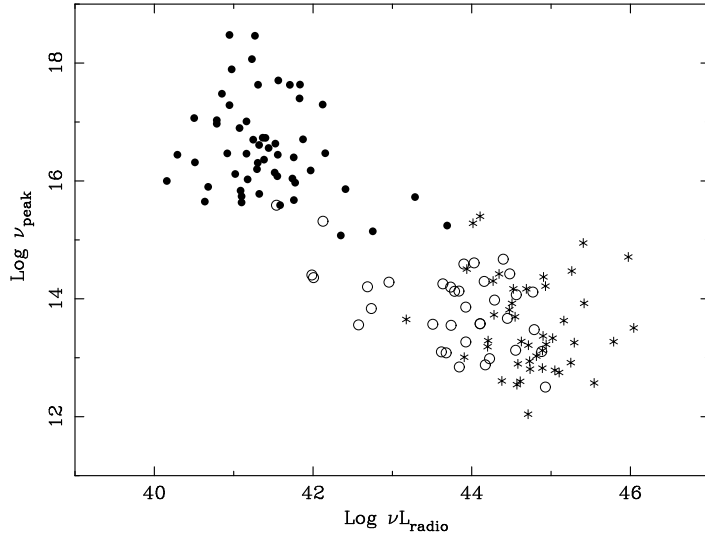


Fig. 4. The correlation first described by Fossati et al. 1998 as adapted from Costamante et al. 2001. BL Lacs from radio surveys are plotted as open circles, BL Lacs from X-ray surveys are shown as filled circles, and FSRQ are represented by stars.

5. Summary and Conclusion

Using three new radio flux limited samples that cover a large portion of the blazar parameter space we have derived the cosmological properties of BL Lac objects and we have investigated the existence of the correlation between ν_{peak} and radio luminosity in BL Lac objects. We have shown that

- The radio LogN-LogS of extreme HBL objects remains approximately parallel to that of all types of BL Lacs down to 50 mJy and flattens significantly at fainter fluxes.
- The radio luminosity function of HBL sources also remains approximately parallel to that of the general population of BL Lacs although the large number of objects without redshift leaves some uncertainties. There is no evidence for a strong

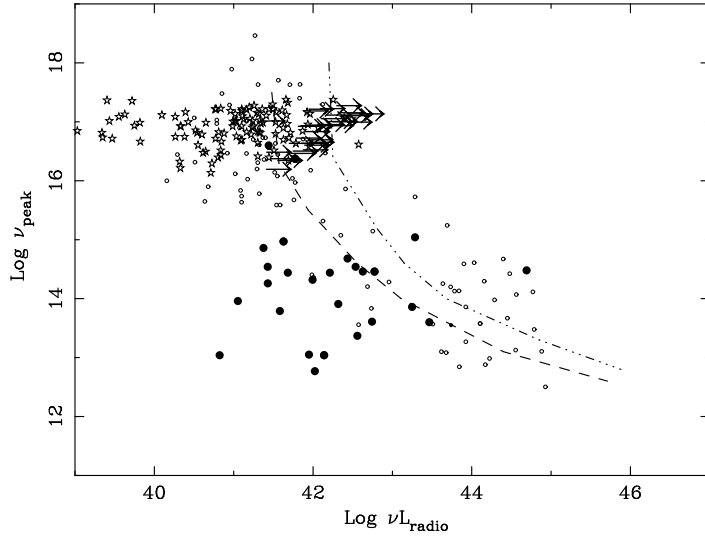


Fig. 5. The ν_{peak} - radio-luminosity plane for BL Lacs from the DXRBS (filled circles) and from the Sedentary survey (stars for objects with measured redshift and right arrows for luminosity limits for objects with no redshift, see text for details). The points used in Figure 4 (BL Lacs only) are also plotted as small circles. The dotted and dashed lines represent the loci where the SSC emission from a BL Lac starts to be bright enough to outshine the host galaxy for two cases of the radio spectral index ($\alpha = 0.15$ and $\alpha = 0.3$). The area to the right of these lines cannot include any object unless emission lines are also present.

increase in the fraction of HBL sources as would be expected if ν_{peak} is strongly correlated with radio luminosity.

- The correlation found by Fossati et al. (1998) might have been induced by the comparison of samples with widely different radio flux limits and by the fact that high luminosity HBLs were under-represented in early samples since a) their space density at high radio fluxes is so low that hardly any object of this type is expected in a shallow radio survey, and b) their flat synchrotron spectrum, which extends to very high energies, easily outshines the optical emission of the host galaxy thus preventing the measurement of their redshift and hence of their luminosity.
- The amount of cosmological evolution in BL Lacs is confirmed to be low and probably negative. This is mainly confined to samples of low radio flux and high ν_{peak} objects, although some contamination by FSRQ in radio flux limited surveys may have artificially increased the value of $\langle V_e/V_a \rangle$.
- Although at the moment we do not have direct evidence of the existence of high radio power HBL sources, such evidence could be obtained detecting high redshift absorption lines, due to intervening intergalactic material, in high quality spectra of the many featureless HBLs in the Sedentary survey.

Acknowledgements

EP acknowledges support from NASA grants NAG5-9995 and NAG5-10109 (ADP) and NAG5-9997 (LTSA).

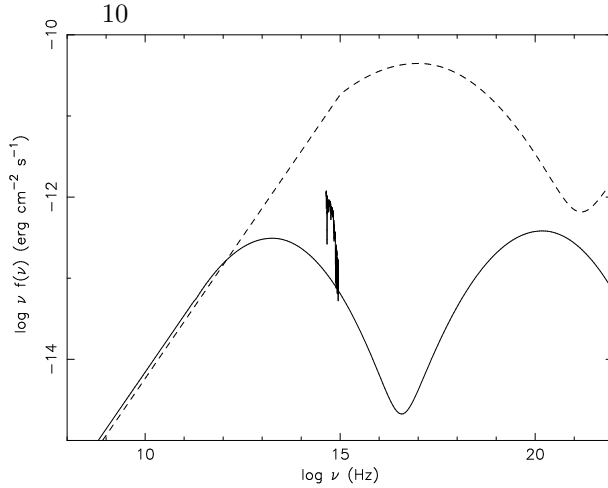


Fig. 6. The optical emission from a typical (giant elliptical) BL Lac host galaxy is compared to the broad-band Synchro-Self-Compton emission of two hypothetical LBL and HBL sources of equal radio luminosity. While the emission of the HBL object outshines that of the host galaxy by a large factor, the optical non-thermal emission of the LBL is a small fraction of that of the galactic emission. In this case the HBL would appear as a featureless object for which no redshift would be measurable, while the LBL would be classified as a radio galaxy.

References

- Avni Y, Bachall J.N.: 1980, *Astrophys. J.* **235**, 694
 Bade N., Beckman V., Douglas N.G., et al.: 1998, *Astron. Astrophys.* **334**, 459
 Browne I. W. A., Marchã M. J. M.: 1993, *Mon. Not. R. Astr. Soc.* **261**, 795
 Caccianiga A., Maccararo T., Wolter A. et al. 2002, *Astrophys. J.* **566**, 181
 Costamante L., Ghisellini G., Giommi P., et al.: 2001, *Astron. Astrophys.* **371**, 512
 Fossati G. et al.: 1998, *Mon. Not. R. Astr. Soc.* **299**, 433
 Ghisellini G. et al.:1998, *Mon. Not. R. Astr. Soc.* **451**, 468
 Giommi P. Perri M., Piranomonte S. & Padovani P.: 2002, **these proceedings**
 Giommi P. Menna M.T., & Padovani P.: 1999, *Mon. Not. R. Astr. Soc.* **310**, 465
 Giommi P. et al.: 2001, ASP Conf. Series, P. Padovani and M. Urry eds., 227, 227
 Landt H., Padovani P., Perlman E. et al.: 2001, *Mon. Not. R. Astr. Soc.* **323**, 757
 Landt H., Padovani P., Perlman E., Giommi P.: 2002, *Mon. Not. R. Astr. Soc.* **in press**
 Maccararo T., Gioia I.M., Maccagni D., Stocke J.T.: 1984, *Astrophys. J. Lett.* **284**, L23
 Morris S.L. et al.:1991 *Astrophys. J.* **380**, 49
 Padovani P.: 2002, **these proceedings**
 Perlman E., Padovani P., Giommi P. et al.: 1998, *Astron. J.* **115**, 1253
 Perlman E.S. et al.:1996a, *Astrophys. J. Suppl.* **104**, 251
 Perlman E.S. et al.:1996b, *Astrophys. J.* **456**, 451
 Perlman E.S. et al.: 2001, ASP Conf. Series, P. Padovani and M. Urry eds., 227, 200
 Perri M., Giommi P. Piranomonte S. & Padovani P.: 2002, **these proceedings**
 Rector T.A. et al.: 2000, *Astron. J.* **120**, 1626
 Rector T.A., Stocke J.T.: 2001, *Astron. J.* **122**, 565
 Schmidt M.: 1968, *Astrophys. J.* **151**, 393
 Stickel M. et al.: 1991, *Astrophys. J.* **374**, 431
 Stocke J.T., Liebert J., Stockman H. et al.: 1982, *Mon. Not. R. Astr. Soc.* **200**, 27
 Stocke J.T., Morris S.L., Gioia I.M. et al.: 1991, *Astrophys. J. Suppl.* **76**, 813
 Urry M.C. & Padovani P.: 1995, *Publ. Astr. Soc. Pacific* **107**, 803
 Urry M.C. et al: 2000, *Astrophys. J.* **532**, 816
 Wall J.V., & Peacock J.A.:1985, *Mon. Not. R. Astr. Soc.* **216**, 173
 Wurtz R. et al.: 1997, *Astrophys. J.* **480**, 547