

To circularize or not to circularize? — Orbital evolution of satellite galaxies

Yoshikazu Hashimoto

Department of Astronomy, Graduate School of Science, the University of Tokyo, Tokyo, 113, Japan

hasimoto@astron.s.u-tokyo.ac.jp

Yoko Funato

General Systems Studies, Graduate Division of International and Interdisciplinary Studies, University of Tokyo, Tokyo, 153, Japan

funato@chianti.c.u-tokyo.ac.jp

and

Junichiro Makino

Department of Astronomy, Graduate School of Science, the University of Tokyo, Tokyo, 113, Japan

makino@astron.s.u-tokyo.ac.jp

ABSTRACT

We investigated the orbital evolution of satellite galaxies using numerical simulations. It has been long believed that the orbit suffers circularization due to the dynamical friction from the galactic halo during orbital decay. This circularization was confirmed by numerous simulations where dynamical friction is added as external force. However, some of the recent N -body simulations demonstrated that circularization is much slower than expected from approximate calculations. We found that the dominant reason for this discrepancy is the assumption that Coulomb logarithm $\log \Lambda$ is constant, which has been used in practically all recent calculations. Since the size of the satellite is relatively large, accurate determination of the outer cutoff radius is crucial to obtain good estimate for the dynamical friction. An excellent agreement between N -body simulations and approximate calculations was observed when the outer cutoff radius is taken to be the distance of the satellite to the center of the galaxy. When satellite is at the perigalacticon,

the distance to the center is smaller and therefore $\log \Lambda$ becomes smaller. As a result, the dynamical friction becomes less effective.

We apply our result to the Large Magellanic Cloud. We found that the expected lifetime of the LMC is twice as long as that would be predicted with previous calculations. Previous study predicts that the LMC will merge into the Milky Way after 7 G years, while we found that the merging will take place after 14 G years from now. Our result suggests that generally satellites formed around a galaxy have longer lifetime than previous estimates.

Subject headings: celestial mechanics, stellar dynamics — Galaxy:kinematics and dynamics — galaxies: Magellanic Clouds — Local Group — methods: numerical

1. Introduction

Recent observations have revealed that there are many satellite galaxies around the Milky Way. In the hierarchical clustering scenario, it is expected many of such dwarf satellites are formed. In fact, one of the most serious problems with the present hierarchical clustering scenario is that it predict too many satellite galaxies, about a factor of 10 more than the number observed in the Local group (*e.g.*, Moore *et al.*, 1999). A number of explanations, including exotic theories which relies on hot or self-interacting dark matter, have been proposed.

In this paper, we go back to the basic problem: how long are the satellites lives? In other words, how do the orbits of satellites evolve through interaction with the gravitational field of its parent galaxy? The dominant driving force of the evolution is the dynamical friction. For satellites like the LMC-SMC pair and the Sagittarius dwarf, there are many detailed studies of their orbital evolution, in which the dynamical friction is included as the external force operating on the center-of-mass motion of the satellite. Well known works include Murai and Fujimoto (MCs, 1980) and Ibata and Lewis (Sagittarius, 1998). In both of these studies, and in all other studies where the dynamical friction formula is used, significant circularization of the orbit of the satellite was observed. This circularization is the natural result of the fact that the dynamical friction is proportional to the local density of the background stars, and therefore the strongest at the perigalacticon.

However, recent N -body simulations of the orbital evolution of satellites resulted in rather counter-intuitive result. Van den Bosch et al (1999, hereafter BLLS) performed the N -body simulation of the satellite, where the parent galaxy was modeled directly as self-

consistent N -body system. The satellite is modeled as one massive particle with spline potential softening used in PKDGRAV (Dikaiakos & Stadel, 1996). They investigated the evolution of the orbit for wide variety of model parameters such as the mass of the satellite and initial orbital eccentricity. They observed practically no circularization in any of their simulations.

Jiang and Binney (2000, hereafter JB) performed fully self-consistent simulation of the satellite, where both the parent galaxy and the satellite are modeled as self-consistent N -body systems. They compared their result with the result of approximate model in which the usual dynamical friction formula is used. Though they argued that the agreement is good, from their figure 3 it is clear that approximate models suffer stronger circularization and evolve faster than their N -body counterpart.

Neither of above two papers discussed the reason of this rather serious discrepancy between the result of N -body simulations and previous analytic prediction. The purpose of this paper is to understand its cause. In section 2, we describe our model experiment designed to reproduce the discrepancy observed by BLS and JB. In section 3 we show our result. Our result is consistent with both of the previous works. N -body simulation showed only marginal circularization but approximate calculation using dynamical friction formula showed strong circularization. In section 4, we investigate the reason. There are several possible candidates for the reason. We consider a few of them, and found that a simple modification of the conventional form of the dynamical friction formula results in a quite remarkable improvement of the agreement between N -body and approximate calculations. In section 5 we apply our formalism to the LMC. We found that the orbital evolution becomes significantly slower than prediction by previous calculations using conventional formula. For example, the lifetime of LMC was 7 Gyr with conventional formula, but is 14 Gyr with our formalism. We also discuss the implication of our result to the so-called “dwarf problem”.

2. Numerical Simulation

We carried out a set of numerical simulations to see whether the results obtained by BLS and JB are really true or not. In this section, we describe the models we used.

2.1. N -body simulation

We performed N -body simulations of the evolution of a satellite orbiting in a massive dark halo of a galaxy.

The massive halo is composed of N equal mass particles, while the satellite dwarf is modeled by a single particle with a certain softening length. The softening is used to mimic the finite size of the satellite.

We adopted a King model of the concentration ratio $\Psi_0 = 9$ as a model of the galactic halo. The system of units is the Heggie unit (Heggie and Mathieu (1986)) where the gravitational constant G is 1, the mass and the binding energy are 1 and 0.25, respectively.

JB used a composite disk+halo model in which the halo is expressed by particles and the disk is assumed to be rigid. BLS used a single spherical halo. In both works, the halo density profile has the form

$$\rho = \rho_0 \frac{r_c^2 \exp[-(r/r_t)^k]}{r_c^2 + r^2}, \quad (1)$$

where r_c and r_t are the core radius and the outer scale radius of the halo and ρ_0 is the central density of the halo. BLS adopted $k = 2$ while JB adopted $k = 1$.

We did not follow the models. The standard dynamical friction formula is derived for the case of field stars with the Maxwell distribution. However, the distribution function associated with eq. (1) is rather different from the Maxwell distribution. This may cause difference in the effect of the dynamical friction. Also, the distribution function would relax to the Maxwellian through two-body relaxation, causing a small change in both the distribution function and the density profile.

In addition, the range of radius for which the density slope is approximately -2 is rather narrow with this model, since the slope is noticeably shallower than -2 for $r \leq 10r_c$.

The distribution function of the King model is a simple lowered Maxwellian. Therefore the agreement with the true Maxwellian is very good within the half-mass radius. Also, since the distribution function is practically as close as the true Maxwellian as we can make, thermal relaxation is minimized, though it still presents (see e.g., Quinlan 1996). Also, the King model with $\Psi_0 = 9$ has fairly wide range of radius in which the slope of the density is approximately -2 . So it is a fairly good model for a spherical halo with flat rotation.

The satellite galaxy is modeled by a single particle with mass M_s and softening length ϵ_s . The force on the satellite from a particle in the halo is calculated as follows

$$\mathbf{F} = - \frac{GmM_s(\mathbf{r}_{\text{sat}} - \mathbf{r}_{\text{halo}})}{(|\mathbf{r}_{\text{sat}} - \mathbf{r}_{\text{halo}}|^2 + \epsilon_s^2 + \epsilon_{\text{halo}}^2)^{3/2}}. \quad (2)$$

Here ϵ_{halo} is the softening length for the particle in the galactic halo. The value of the gravitational constant G is 1 in the standard units.

In table 1 we summarized the model parameters and initial conditions of our N -body

simulations.

In our simulations, equations of motions of all particles in a dark halo and the satellite, *i.e.*, $N + 1$ particles, are integrated self-consistently. In other words, the dynamical friction effect from halo particles to the satellite is included naturally.

The number of halo particles N used in the simulations shown in this paper is 32768. We varied N from 8192 to 65536, and found any noticeable difference in the orbit of the satellite.

We used GRAPE6 to calculate the acceleration. We adopted simple $O(N^2)$ direct summation, to avoid any possible numerical artifact caused by the approximations made in force calculation. BLLS used the treecode and JB used a composite grid-based code. We do not think the numerical method caused the difference, but we want to be absolutely sure that our N -body simulation is as accurate as possible.

We integrated the orbits of the satellites and halo particles using the standard leapfrog scheme with a shared stepsize, $\Delta t = 0.03125$. The error in total energy within 10^{-3} , which is small enough to observe the orbit evolution of satellites (Hashimoto *et al.*, 2002).

2.2. Semi-analytic Integration

We performed semi-analytic calculations to follow the evolution of satellite orbits.

In these calculations, the model of the satellite is the same as in the N -body simulations, *i.e.*, a single particle with mass M_s and the softening length ϵ_s .

Instead of being represented by N particles, the potential of the galactic halo is evaluated by using the gravitational potential of King 9 model with the same mass and scales as those adopted in N -body simulations.

In this integration, the force to the satellite due to the dynamical friction from the halo is evaluated by using an analytical formula, too.

For the dynamical friction formula, we follow JB (and also Murai and Fujimoto) to use the standard ‘‘Chandrasekhar’s dynamical friction formula’’. It is expressed as

$$\frac{d\mathbf{v}}{dt} = -16\pi^2 G^2 m (M_s + m) \ln \Lambda \frac{\int_0^{v_{\max}} f(v) d\mathbf{v}}{|\mathbf{v}|^3} \mathbf{v}, \quad (3)$$

where m and M_s are the masses of a component of host galaxy and its satellite galaxy

(Chandrasekhar 1943; Binney and Tremaine 1987). Here $\ln \Lambda$ is the Coulomb logarithm

$$\ln \Lambda = \ln(R_{\text{halo}}/\epsilon_s V_s^2), \quad (4)$$

where R_{halo} is the scale length of the galactic halo. This formula has been adopted by many semi-analytic studies of the orbital evolution of satellite galaxies (*e.g.*, Murai and Fujimoto 1980; Helmi and White, 1999; Johnston *et al.*, 1995). It is also used in cosmological studies of galaxy formation in order to estimate the merging time scale of satellite galaxies (*e.g.*, Kauffmann, *et al.*, 1994).

3. Result

Figure 1 shows the orbital evolution of a model satellite galaxy. The ordinate and abscissa are the distance of the satellite from the center of the galaxy and time in the N -body units. The solid and dashed curves correspond to the result of N -body simulation and that of semi-analytic model with standard dynamical friction formula (3).

In Figure 1 two curves are in good agreement only for a first few dynamical times. After a few orbits, two curves deviate from each other. Figure 1 shows that the orbital decay calculated with formula (3) is faster than that obtained by N -body simulation. If one measure the orbital eccentricity, it is clear that N -body result shows only a small change in the eccentricity, while semi-analytic result shows significant circularization.

Thus, even though we used completely different initial models and numerical method, we confirmed previous results by BLLS and JB that N -body simulation shows little circularization while semi-analytical calculation with standard dynamical friction formula shows strong circularization. In the next section, we discuss the possible causes of this discrepancy.

4. Possible causes of discrepancy

Since we have obtained quite different results with N -body and semi-analytic models, *at least* one of them must be wrong. Since N -body calculation can suffer many numerical problems due to limited resolution and particle noise, one might think N -body result is probably wrong. However, additional tests with different number of particles and different sizes of timestep showed very good agreement (Hashimoto *et al.*, 2002). Therefore it seems our N -body result is sound. In addition, as we stated in the previous section, our N -body result is in good agreement with BLLS and JB. Though it is not impossible, it is certainly unlikely that all of these three works are wrong.

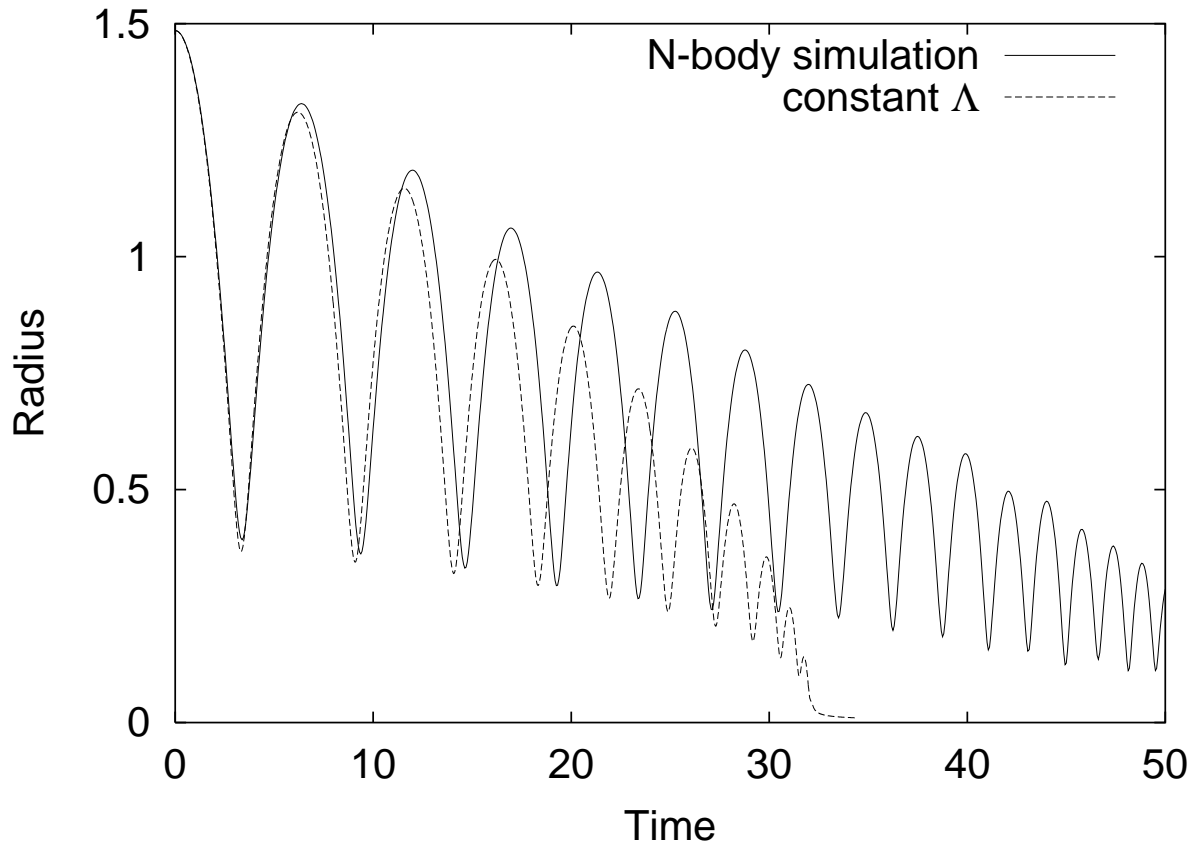


Fig. 1.— Time evolution of radius of satellite position from the galaxy center. Solid: result of N -body simulation. Dashed: semi-analytical integration using constant Λ .

So let us now consider the possibility that the standard dynamical friction formula is wrong.

The standard dynamical friction formula is obtained under the assumption that the massive object moves straight in a uniform and isotropic distribution of field particles. Field particles are also assumed to be moving straight, and any interaction between field particles is ignored. Clearly, the satellite does not move straight, but circle around the center of the parent galaxy. The distribution of field stars within the parent galaxy is far from uniform, and field stars also circle around in the parent galaxy. Thus, it is not really surprising that the naive use of the dynamical friction formula gives rather bad result.

One obvious way to improve the accuracy of the dynamical friction formula is to calculate the linear response of the global distribution function of the parent galaxy to the presence and the orbit of the satellite (Weinberg, 1995). This approach would certainly give accurate and reliable result which agrees well with N -body result (Hernquist and Weinberg 1989). However, since the global response depends on the distribution function itself, the result cannot be expressed in a compact and form. So here we consider the possibility to improve the standard formula.

As we noted above, there are at least two problems with the standard formula. First, it assumes that both the satellite and field stars move straight. Second, it assumes that the density of the field star is the same everywhere.

The first assumption is clearly wrong, but its effect is difficult to estimate. Let us consider the effect of the second assumption, which is much easier to evaluate. In previous works, the outer cutoff radius of the Coulomb logarithm is taken to be the scale length of the halo, while the representative density of the field stars is taken to be the local density around the satellite. This would clearly cause an overestimate of the Coulomb integral, for the case of the singular isothermal sphere (or the King model we used), since the stellar density drops off as fast as $1/r^2$. This means the logarithmic divergence of the Coulomb integral does not actually occur if we takes into account the effect of the density gradient.

To correctly take into account the effect of the density gradient is a tricky problem. We cannot really use the straight line approximation for encounters with impact parameter comparable to or larger than R_s , the distance to the center of the galaxy. On the other hand, it might not be too bad an assumption just to ignore any encounter with impact parameters comparable to or larger than R_s . The density drops off rapidly and realistic effect is unlikely to enhance the effect of the encounter (except for the small fraction of the orbits in resonance with the orbit of satellite).

Thus, it might be more sensible to use R_s as the outer cutoff radius for the Coulomb

logarithm, that to use the traditional R_{halo} . In fact, this use of R_s is first proposed by a pioneering work by Tremaine (1976) on the effect of the dynamical friction to the orbit of LMC-SMC pair.

To use ϵ_s as the inner cutoff is okay as an order-of-magnitude estimate, but can be improved by actually integrating the effect of all encounters with small impact parameters for Plummer potential, following the treatment by White (1976). For Plummer model, the integration can be performed analytically and the result is that inner cutoff radius is $r_{in} = 1.6\epsilon_s$.

Figure 2 shows the result of the N -body simulation compared to that of our improved (both outer and inner cutoffs) semi-analytic treatment. Figure 2 is the same as Figure 1 but for the choice of the Coulomb logarithm

$$\ln \Lambda = \ln \left(\frac{R_s}{1.4\epsilon_s} \right). \quad (5)$$

During our semi-analytic integration using (5), when the R_s becomes smaller than $1.4\epsilon_s$, we simply put the dynamical friction term to be zero, since it is clearly unphysical to apply dynamical “acceleration”.

Figure 2 shows that the results of the N -body simulation and semi-analytic treatment agree quite well.

The coefficient appeared in the denominator of the right-hand side of equation (5) is chosen in order to fit the curve of our semi-analytic model to that of N -body simulations. The Coulomb logarithm which we used to fit the result of direct N -body simulation is in good agreement with the that proposed by White (1976). Strictly speaking, there is a slight difference between the value of the coefficient in the denominator we used in Figure 2 and that estimated by the method proposed in White (1976) : the former is 1.4, while the latter is 1.6. It is not serious. The latter value is estimated using straight-line approximation so that the value should be overestimated a little. (In other words, the straight-line approximation tends to underestimate the effect of dynamical friction.) We will discuss this problem elsewhere (Hashimoto, *et al.*, 2002).

The agreement between the N -body result and semi-analytic treatment is quite remarkable. Figure 2 shows that the discrepancy shown in Figure 1 is caused by an inadequate estimate of Λ . Other possible reasons, such as the effect of the global response of the distribution function, might still exist, but they are clearly not the prime reason of the discrepancy between N -body and semi-analytic works which we discussed in the introduction and section 3.

The improved agreement with the N -body result is explained as follows. With $b_{max} =$

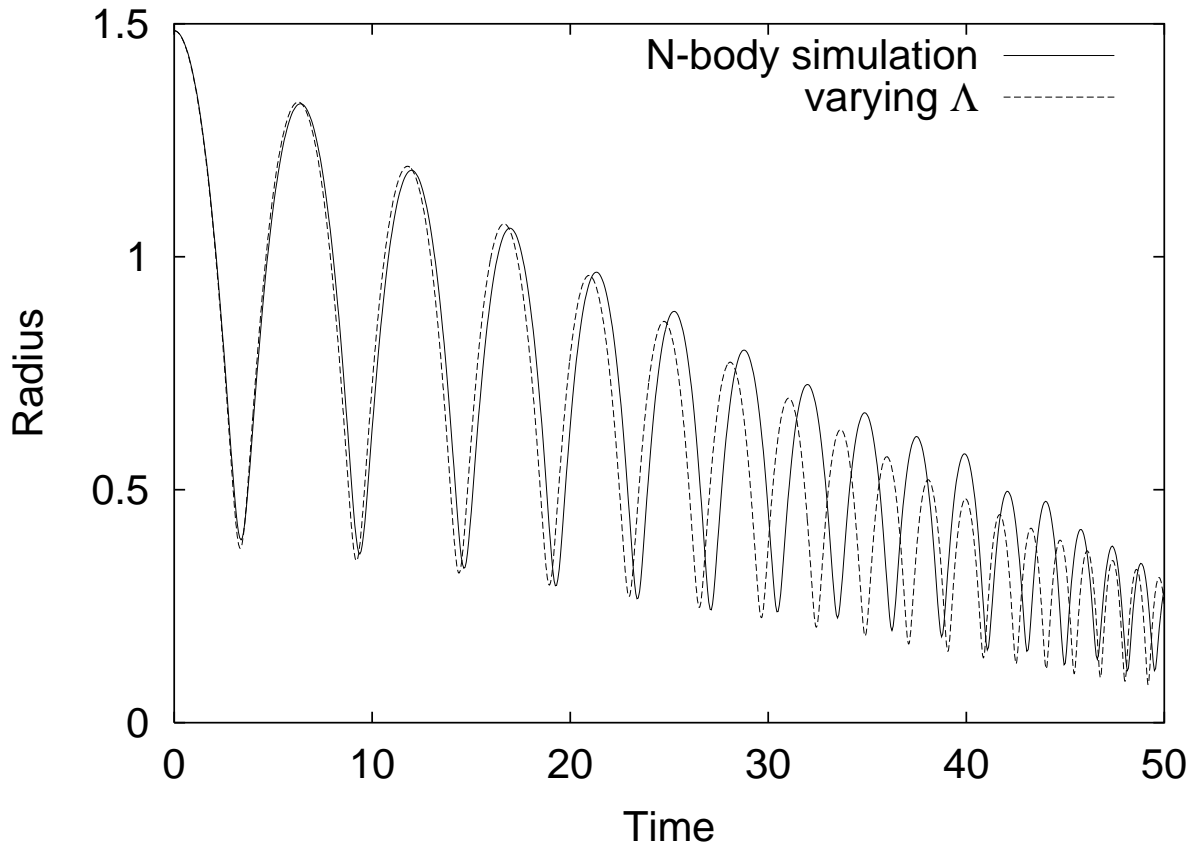


Fig. 2.— Same as Figure 1, but for the variable Λ .

R_{cut} , the semi-analytical treatment causes strong circularization and faster orbital evolution. This implies that the the semi-analytical treatment overestimated the dynamical friction around the perigalacticon. Around the apogalacticon, the error might exist, but relatively small compared to that at the perigalacticon. The use of variable b_{max} reduces the value of $\ln \Lambda$ both at perigalacticon and apogalacticon, but by a much larger factor at the perigalacticon simply because R_s is smaller. Thus, effectively we reduced the dynamical friction around the perigalacticon, which resulted in the improvement in the agreement with the N -body result.

In hindsight, it looks too obvious that the traditional use of the dynamical friction formula was inappropriate. Theoretically, it is clearly not justifiable to assume that the stellar density is the same up to the outer cutoff radius of the halo. From comparison between the N -body result and those of semi-analytic treatment, it also is clear that previous semi-analytic treatment overestimates deceleration due to the dynamical friction around the perigalacticon.

To summarize our result, the orbital decay of satellites is slower than ever estimated, the eccentricity of orbit of revolution of a satellite around the host galaxy is almost constant. The reason why previous estimates are wrong is that previous studies overestimated the effect of dynamical friction at the perigalacticon.

5. Summary and Applications

We performed N -body simulations of satellite orbits. We found that the circularization of the orbit due to the dynamical friction is much slower than commonly believed. This discrepancy was also reported by BLLS, and we can see the same tendency from the numerical result reported by JB.

Previous studies of satellite orbits used the outer cutoff radius of the dark halo as b_{max} . We found that the effective b_{max} should be of the order of R_s , the distance of the satellite from the center of the galaxy, which varies as the satellite orbits around the galaxy. Our formula results in a greatly improved agreement with the N -body result.

5.1. the Large Magellanic Cloud

The Large Magellanic Cloud is the most famous satellite of Milky Way. Its orbit has been investigated from both observation and numerical simulations (*e.g.*, Toomre, 1970; Tremaine, 1976; Lin and Lynden-Bell, 1977; Murai and Fujimoto, 1980). The importance

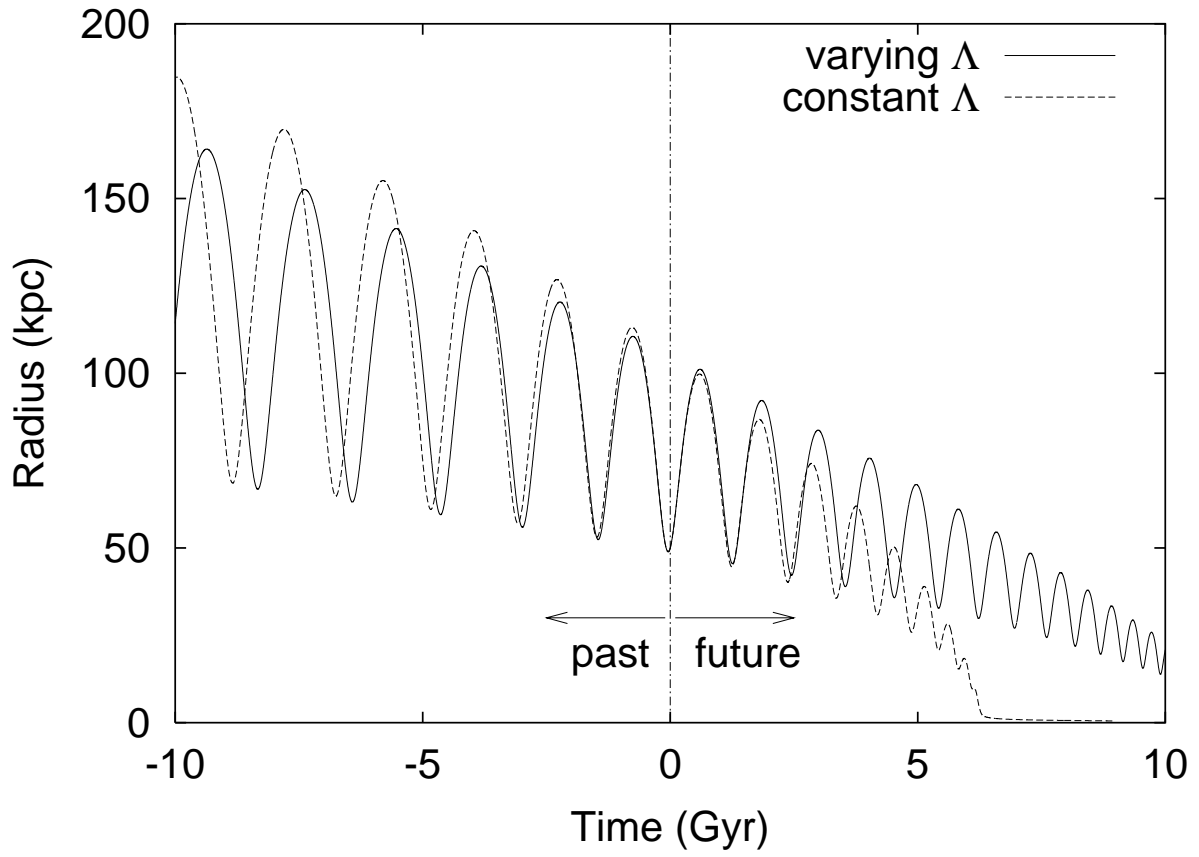


Fig. 3.— Radial Evolution of LMC. From -10 G years to 10 G years.

of the effect of dynamical friction from the galactic halo on the orbit evolution LMC is first emphasized by Tremaine (1976).

By using numerical simulation, Murai and Fujimoto (1980) (hereafter MF) determined the orbital elements and the present phase of the LMC. They performed a number of backward numerical integrations of the orbits of the LMC and SMC from various initial conditions, and integrated orbits of test particles in the LMC and SMC for each condition. Comparing the result of distribution of test particles and the observed Magellanic stream, they chose the initial condition which gives the best fit.

In their numerical integration, they assumed a halo expressed by a singular isothermal sphere, which is a simple flat-rotation halo. In their paper, it is not clear either what assumption or what exact value is adopted for $\ln \Lambda$, since there is no discussion on how they determined $\ln \Lambda$ though it appeared in their equation (13).

In order to see the effect of changing $\ln \Lambda$, we integrated the orbit of LMC both forward and backward in time, using both the constant Λ and variable Λ ($b_{max} = R_s$). In this study, we express LMC as a single Plummer-softened particle with mass $2 \times 10^{10} M_\odot$ and softening length 5 kpc. The rotation velocity of the halo is 250 km/s, same as what is used by MF. We simulated the orbit of the LMC only, since our purpose here is to demonstrate the effect of Λ and not the accurate determination of the orbits of the Clouds.

The solid curve in Figure 3 corresponds to the orbit obtained when the dynamical friction is calculated using equation (5). The dashed curve Figure 3 correspond to the orbit obtained using the formula (3) and (4). Note that the backward part of this dashed curve is in very good agreement with the result of MF. This agreement strongly suggests that what MF used is indeed a constant Λ .

Figure 3 shows that real evolution of the orbit of LMC (with variable Λ) is significantly smaller than what is obtained by MF. 10 Gyrs ago, the “true” apogalacticon was only 160 kpc, while the solution by MF was 180 kpc.

A more remarkable difference is in the future of the LMC. With the constant Λ . The LMC will fall to the galactic center in only 7 Gyrs with constant Λ , while our result suggests that it will take more than 14 G years for the LMC to fall to the galactic center.

5.2. Statistical Evolution of Faint Galaxies

In semi-anaritic studies of galaxy formation, it has been assumed that the orbits of satellite galaxies evolve through dynamical friction following Chandrasekhar’s formula with

constant Λ . In this section, we discuss how our result might change our understanding of the statistical evolution of the satellite galaxies.

Our study shows that the time evolution of the eccentricity of satellites is rather small. Thus, we may assume that the distribution of eccentricities of satellite galaxies at present directly reflects that at the formation epoch of the Galaxy. Therefore the distribution of eccentricities of satellites galaxies can be an important clue to the formation of the Galaxy.

The lifetime of the satellite is estimated using the dynamical friction timescale with $\ln \Lambda$ taken to be M_H/M_s (Lacey and Cole 1993; Kauffmann et al. 1994). This would cause a quite serious overestimate in the dynamical friction timescale, since the factor one should use is the ratio between the size of the halo and the size of the satellite. If we assume $M \propto \sigma^4$, we have $R \propto M^{1/2}$. Thus, there is at least a factor of two difference in the value of $\ln \Lambda$. Since there are too many other uncertainties in the semi-analytic modeling of the galaxy number evolution, how serious this difference is not clear. However, it certainly affects the estimate of presently observed satellites rather strongly. A more detailed study on this aspect is clearly necessary.

We thank Toshi Fukushige and Sadanori Okamura on stimulating discussions. We also thank Rainer Spurzem, T. Tsuchiya, and Andrea Just for helpful discussions. This work is supported by Grant-in-Aid for Scientific Research B (13440058) of the Ministry of Education, Culture, Culture, Science and Technology, Japan.

REFERENCES

- Spitzer, L. 1985, Dynamics of Star Clusters, J. Goodman and P. Hut, Dordrecht: Reidel, 109
- Binney, J., and Tremaine S. Galactic Dynamics, 1987, Princeton University Press
- Chandrasekhar, S. 1943, ApJ, 97, 255.
- Dikaiakos, M., & Stadel, J. 1996, in Proc. Industrial Computing Soc. Conf. (Research Triangle Park, NC: Instrument Soc. Am.)
- Hashimoto, Y., and Makino, J., 2002, in proceedings of IAU symp. 208.
- Hashimoto, Y., Funato, Y., Makino, J., and Ideta, M., 2002, in preparation.
- Heggie, D.C., and Mathieu, R.D., 1986, in *proceedings of "The Use of Supercomputers in Stellar Dynamics"*, Notes on Lecture Physics, vol. 267, ed. Hut, P., and McMillan, S., p233, Springer-Verlag, Berlin.

Helmi, A., White, S. D. M., de Zeeuw, P. T. & Zhao, H. Nature 402, 53-55 (1999)

Ibata, R. A., Gilmore, G., & Irwin, M. J. 1994, Nature, 370, 194.

Ibata, R. A., & Lewis, G. F. 1998, ApJ, 500, 575

Ibata, R., Lewis, G. F., Irwin, M., Totten, E. & Quinn, T. 2001, ApJ, 551, 294

Ibata, R., Irwin, M., Lewis, G. F. & Stolte 2001, ApJ, 547, L133

Jiang, I.-G., & Binney, J. 2000, MNRAS, 314, 468

Johnston, K. V., Spergel, D. N. & Hernquist, L. 1995, ApJ, 451, 598

Kauffmann, G., Guiderdoni, B., & White, S. D. M. 1994, MNRAS, 267, 981

Lacey, C., & Cole, S. 1993, MNRAS, 262, 627

Moore, B., Ghigna, S., Governato, F., Lake, G., Quinn, T., Stadel, J. & Tozzi, P. 1999, ApJ, 524, L19.

Murai, T. and Fujimoto, M. 1980, PASJ, 32, 581

Navarro, J. F., Frenk, C. S., & White, S. D. M. 1995, MNRAS, 275, 720

van den Bosch, F. C., Lewis, G. F., Lake, G., and Stadel, J. 1999, ApJ, 515, 50

Weinberg, M. D. 1995, ApJ, 455, L31.

This preprint was prepared with the AAS L^AT_EX macros v5.0.

Table 1. Model Parameters of N -body simulations

Galactic Halo	^a M_{gal}	^b ϵ_{halo}	^c M_{sat}	^d ϵ_{sat}	Initial Position	Initial Velocity
King model ($\Psi_0 = 9$)	1.0	0.0315	0.01	0.1	(1.5,0)	(0,0.326)

^aTotal mass of the host galaxy

^bSoftening length of a halo particle

^cSatellite mass

^dSoftening length of the satellite

Table 2. Model Parameters of LMC

run	Galactic Halo	M_{gal}	${}^a V_c$	M_{sat}	ϵ_{sat}	Initial Position	Initial Velocity
LMC	Singular Isothermal Sphere	${}^b 7.3 \times 10^{11} M_{\odot}$	250 km/s	$2 \times 10^{10} M_{\odot}$	5 kpc	(50kpc ,0kpc)	(50km/s,340km/s)

^aConstant circular speed of this galactic model

^bHalo mass within 50kpc from the galactic center