

# The Chandra HETGS and RXTE view of GRS 1915+105

J. C Lee<sup>1</sup>, C.S. Reynolds<sup>2</sup>, R. Remillard<sup>1</sup>, N.S. Schulz<sup>1</sup>, E.G. Blackman<sup>3</sup>, A.C. Fabian<sup>4</sup>

<sup>1</sup> MIT Center for Space Research, 77 Massachusetts Ave., Cambridge, MA. 02139 U.S.A.

<sup>2</sup> Dept. of Astronomy, University of Maryland, College Park MD 20742 U.S.A

<sup>3</sup> Dept. of Physics & Astronomy, University of Rochester, Rochester, NY 14627 U.S.A.

<sup>4</sup> Cambridge University – IoA, Madingley Rd., Cambridge CB3 0HA U.K.

**Abstract.** The Chandra AO1 HETGS observation of the micro-quasar GRS 1915+105 in the low hard state reveals (1) neutral K absorption edges from Fe, Si, Mg, and S in cold gas, and (2) highly ionized (Fe xxv and Fe xxvi) absorption attributed to a hot disk, disk wind, or corona. The neutral edges reveal anomalous Si and Fe abundances which we attribute to surrounding cold material in/near the environment of GRS 1915+105. We also point out the exciting possibility for the first astrophysical detection of XAFS attributed to material in interstellar grains. We place constraints on the ionization parameter, temperature, and hydrogen equivalent number density of the absorber near the accretion disk based on the detection of the H- and He-like Fe absorption. Observed spectral changes in the ionized lines which track the light curve point to changes in both the ionizing flux and density of the absorber, supporting the presence of a flow.

Details can be found in Lee et al., 2002, *ApJ.*, **567**, 1102 [Lee et al.(2002)].

## 1. Introduction and Observations

The *Chandra* High Energy Transmission Grating (HETGS) and *RXTE* Proportional Counter Array (PCA) observed GRS 1915+105 in the low hard state on 2000 April 24 (MJD: 51658.06654, orbital phase zero [Greiner, Cuby, & McCaughrean(2001)]) for  $\sim 31.4$  ks. The absolute absorption corrected luminosity  $L_{\text{bol}} \sim L_X \gtrsim 6.4 \times 10^{38}$  erg s<sup>-1</sup>. The Greenbank Interferometer radio observations on 2000 April 24.54 indicate a flux of  $20 \pm 4$  mJy at 2.25 GHz, which is consistent with the presence of a steady jet.

## 2. Surrounding cold material, XAFS and dust

We detect prominent K-shell absorption edges of Fe, S, Si, and Mg (Fig. 1). The equivalent Hydrogen column densities  $N_{\text{H}}$  from Mg and S (assuming solar abundances) are consistent with the  $\sim 3 \times 10^{22}$  cm<sup>-2</sup> value expected from neutral line-of-sight absorption. This is contrasted with the  $N_{\text{H}} \sim 9 \times 10^{22}$  cm<sup>-2</sup> value derived from Fe and Si, indicating anomalous abundances, that is likely associated with the environment of GRS 1915+105. However, the possibility for unusual line-of-sight abundances cannot currently be ruled out.

We additionally report the exciting possibility for the first astrophysical detection of XAFS (X-ray Absorption Fine Structure), which is most notable in the Si edge. If confirmed, such a positive detection of the details of absorption by material in solids (e.g. interstellar grains) will have important consequences

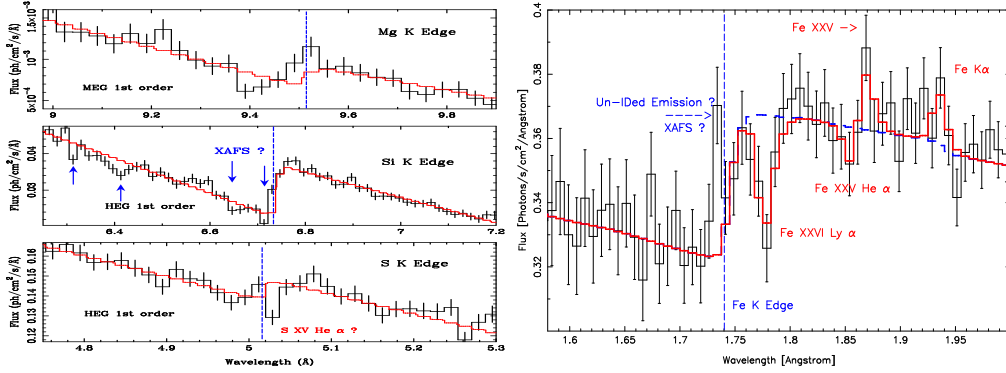


Figure 1. (LEFT) Photoelectric K-shell edges of S, Si and Mg. Note the prominence of the Si edge, and possible XAFS structure. The Fe K edge is shown to the (RIGHT) where ionized (most likely from the accretion disk atmosphere) H- and He-like Fe xxv and xxvi are also seen. Over-plotted is the best fit continuum (dashed) and identified (solid) lines. The unidentified line may be a shift in the edge due to XAFS.

for (the beginning of) solid state astrophysics, by which grain properties can be extracted via the solid's inner compound structure.

### 3. The ionized features from the accretion disk atmosphere

In addition to the neutral edges, the presence of highly ionized material can be surmised from the detection of H- and He-like Fe xxvi and Fe xxv resonant absorption and possibly emission. Assuming photoionization and a  $\Gamma = 2$  power law ionizing spectrum, we calculate lower limits for the plasma conditions (i.e. ionization parameter  $\xi$ , temperature, and equivalent hydrogen column  $N_H$  in that region) using the ratio of the ionic column densities of Fe xxvi ( $N_{\text{Fe26}} \sim 4 \times 10^{17}$ ) to Fe xxv ( $N_{\text{Fe25}} \lesssim 1.1 \times 10^{17} \text{ cm}^{-2}$ ):

$$(I) \quad \frac{N_{\text{Fe26}}}{N_{\text{Fe25}}} \implies \begin{cases} \log \xi & \gtrsim & 4.15 [\text{erg cm}^{-2} \text{ s}^{-1}] \\ T & \gtrsim & 2.4 \times 10^6 \text{ K (temperature)} \\ N_H & \gtrsim & 2.8 \times 10^{22} \text{ cm}^{-2} \text{ (in the absorber region)} \end{cases}$$

Using these results and the relationship between the luminosity  $L$  and  $\xi$ , we can estimate an upper limit for the distance to the absorber  $R$  and a lower limit to the hydrogen equivalent number density  $n$  (see Fig. 2 for illustration).

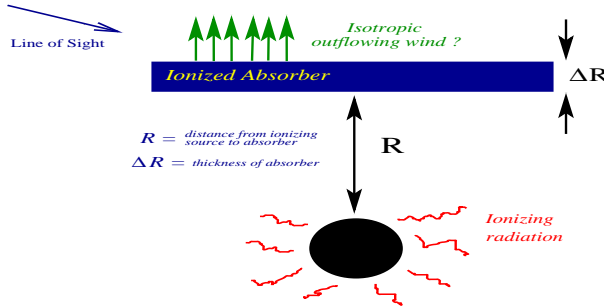


Figure 2. A possible picture of GRS 1915+105 near the black hole, as inferred from the *Chandra* spectra. For our calculations (§3), we assume that the volume filling factor  $\Delta R/R$  must be small (e.g.  $\approx 0.1$ ) in order that  $\xi$  not change over the region.

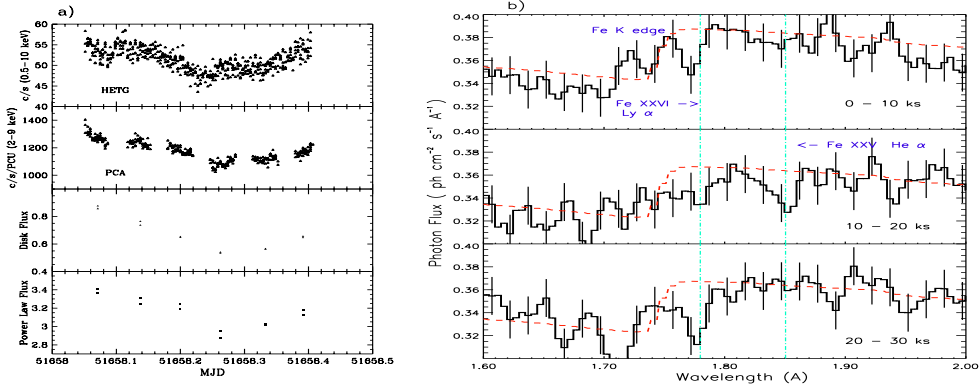


Figure 3. (a) The *Chandra* (top panel 1) and *RXTE* (panel 2) light curves during the epoch beginning 2000 April 24 (MJD: 51658.06654). (Panels 3 & 4 are in units of  $10^{-8} \text{ erg cm}^{-2} \text{ s}^{-1}$ .) Changes in the blackbody flux (panel 3) and power-law flux (panel 4) are coincident with changes in the light curve. (b) The 30 ks *Chandra* spectrum subdivided into 10 ks intervals reveal the prominence of the Fe XXVI absorption during the (beginning and end) periods when the flux was highest, in contrast to the prominence of Fe XXV during the dip. Error bars are representative of statistically independent bins of  $\sim 0.0075 \text{ \AA}$ .

$$(II) \quad [L = \frac{\xi}{n R^2} ; N_H = n \Delta R] \implies \begin{cases} R \lesssim 2 \times 10^{11} \text{ cm} \\ n \gtrsim 2 \times 10^{12} \text{ cm}^{-3} \end{cases} \quad \begin{array}{l} \text{assumes} \\ \frac{\Delta R}{R} \lesssim 0.1 \end{array}$$

#### 4. Outflowing material and variability

It is plausible that the ionized absorber (at  $R \lesssim 10^{11} \text{ cm}$ ) responsible for the H- and He-like Fe lines is associated with material flowing out from the X-ray source (e.g. wind), which we can compare with the accretion rate. We posit a velocity  $v \sim 100 \text{ km s}^{-1}$  for the calculation of the (spherical) mass outflow rate  $\dot{M}_{flow}$ :

$$\dot{M}_{flow} = 4\pi r^2 n m_p v \left(\frac{\Omega}{4\pi}\right) = 4\pi m_p v \left(\frac{L_x}{\xi}\right) \left(\frac{\Omega}{4\pi}\right) \sim 9.5 \times 10^{18} \left(\frac{\Omega}{4\pi}\right) \text{ gm s}^{-1} \quad (1)$$

where  $r$  is the characteristic radius,  $\Omega \equiv$  solid angle subtended by the outflow, and the density of the absorbing material  $\rho = n m_p$  is the product of the proton mass  $m_p$  and the number density of the electrons  $n$  in the absorber. This can be contrasted with

$$\dot{M}_{accretion} = \frac{L_{bol}}{\eta c^2} \sim 7.1 \times 10^{18} \text{ gm s}^{-1} \quad (2)$$

where the efficiency  $\eta \sim 0.1$  and the lower limit on the bolometric luminosity  $L_{bol} \sim L_x$  is used. Such a comparison for  $v \sim 100 \text{ km s}^{-1}$  shows that as the covering fraction (i.e.  $\Omega/4\pi$ ) approaches unity, the dynamics can be such that the material being accreted is re-released in some kind of flow.

This possibility for a (slow) outflow is supported by variability results. (1) The *RXTE* data show that the most significant variations occur in the disk blackbody

component which supports an accretion disk origin for the ionized lines (Fig. 3a). (2) These variations appear to be correlated with the spectral behavior seen in the temporal subsets of the *Chandra* data, which show that the ionized lines evolve on  $\sim 10$  ks timescales (Fig. 3b). In particular, the Fe xxv absorption (Fig. 3b, second panel) is more pronounced during the dip in the light curve (Fig. 3a, panels 1 & 2), which is also correlated with the notable diminution of the disk flux (Fig. 3b, panel 3). In contrast, Fe xxvi dominates during the brightest periods of our observation. Additionally, we note that an  $\sim 20\%$  change in the flux at these ionizations implies an  $\sim 30\%$  change in the ionization fraction of Fe xxv (assuming that  $\xi$  scales with the ionizing flux, while  $n$  and  $R$  remain constant). This is not sufficient to explain the lack of Fe xxv absorption, and dominance of Fe xxvi absorption during the periods when the count rate is high, indicating that the ionizing flux is only part of the solution, and changing density the other factor. For the values of  $R \sim 10^{11}$  cm and flow velocity  $v \sim 10^7$  cm s $^{-1}$  discussed earlier, it is plausible that the observed spectral variability can be attributed to a flow which can change on timescales of 10 ks. This is not inconceivable since 10 ks is a very long time, corresponding to many dynamical timescales of the relevant parts of the disk, in the life of a source like GRS 1915+105. Furthermore, since this source accretes near its Eddington limit, one would expect the mass flow rate and wind density to be strong functions of the luminosity, such that the actual structure of the wind (i.e. density and size) can change as a function of the luminosity.

## 5. Summary

The *Chandra* HETGS and simultaneous *RXTE* PCA observations of GRS 1915+105 during the low hard state reveal :

- **Cold** material with anomalous Fe and Si abundances : There is a possibility that these abundance excesses may be related to material that is associated with the immediate environment of GRS 1915+105. See also similar suggestions from IR studies ([Mirabel et al.(1996)],[Martí, Mirabel, Chaty, & Rodríguez(2000)]). Abundance anomalies (of the lighter  $\alpha$ -process elements such as sulfur and oxygen) have also been reported from optical spectra of the companion stars of the other microquasars GRO J1655–40 and V4641 Sgr ([Israelian et al.(1999)],[Brown et al.(2000)],[Orosz et al.(2001)]).
- **Hot** material from the accretion disk atmosphere/wind/corona is detected in the form of highly ionized H- and He-like Fe lines.
- **Flow** : The possibility for the presence of a slow flow is suggested by variability studies.
- **Dust** : If confirmed, the detection of XAFS will have important implications for directly probing the structure and chemical composition of interstellar grains.

## Acknowledgements

This work was funded by the Chandra grant GO 0-1103X. JCL also acknowledge support from the NASA contract NAS 8-01129.

**References**

- Lee et al.(2002).. Lee, J. C. *et al.* , 2002 ApJ, 567, 1102  
Greiner, Cuby, & McCaughrean(2001).. Greiner, J. *et al.* , 2001, Nature, 414, 522  
Mirabel et al.(1996).. Mirabel, I. F. *et al.* , 1996, ApJ, 472, L111  
Martí, Mirabel, Chaty, & Rodríguez(2000).. Martí, J. *et al.* , 2000, A&A, 356, 943  
Israelian et al.(1999).. Israelian, G. *et al.* , Nature, 401, 142  
Brown et al.(2000).. Brown, G. E. *et al.* , 2000, New Astronomy, 5, 191  
Orosz et al.(2001).. Orosz, J. A. *et al.* , 2001, ApJ., 555, 489