

Multiplicity among chemically peculiar stars

II. Cool magnetic Ap stars^{*,**}

F. Carrier¹, P. North², S. Udry¹, and J. Babel³

¹ Observatoire de Genève, CH-1290 Sauverny, Switzerland

² Institut d'Astronomie de l'Université de Lausanne, CH-1290 Chavannes-des-bois, Switzerland

³ Office Fédéral de la Statistique, Espace de l'Europe 10, CH-2010 Neuchâtel, Switzerland

Received / Accepted

Abstract. We present new orbits for sixteen Ap spectroscopic binaries, four of which might in fact be Am stars, and give their orbital elements. Four of them are SB2 systems: HD 5550, HD 22128, HD 56495 and HD 98088. The twelve other stars are : HD 9996, HD 12288, HD 40711, HD 54908, HD 65339, HD 73709, HD 105680, HD 138426, HD 184471, HD 188854, HD 200405 and HD 216533. Rough estimates of the individual masses of the components of HD 65339 (53 Cam) are given, combining our radial velocities with the results of speckle interferometry and with Hipparcos parallaxes. Considering the mass functions of 74 spectroscopic binaries from this work and from the literature, we conclude that the distribution of the mass ratio is the same for cool Ap stars as for normal G dwarfs. Therefore, the only differences between binaries with normal stars and those hosting an Ap star lie in the period distribution: except for the case of HD 200405, all orbital periods are longer than (or equal to) 3 days. A consequence of this peculiar distribution is a deficit of null eccentricities. There is no indication that the secondary has a special nature, like e.g. a white dwarf.

Key words. Stars: chemically peculiar – Stars: spectroscopic binaries – Stars: fundamental parameters

1. Introduction

Ap stars are conspicuous not only because of their strong chemical anomalies, but also because of their strong, large-scale magnetic field (at least in the Si and SrCrEu subtypes) and slow rotation. The latter characteristic is associated with a complete lack of Ap stars in binaries with very short orbital periods (i.e. 1.5 days or less), contrarily to normal stars, probably because such systems are synchronized and their components have to rotate fast, which does not seem compatible with the development of chemical peculiarities. One could also think of an observational bias as another possible cause, the line widening erasing mild peculiarities; the fact that some Bp or Ap stars do rotate fast (200 km s^{-1}) does not support this explanation, however. But, in addition to the fact that tidal synchronisation will preclude the existence of Ap stars in short period systems, one may reasonably expect that some special conditions are needed to form an Ap star, and that

these conditions might leave their blueprint not only in the magnetic field and slow rotation, but also in the frequency and orbital elements of binaries. One important purpose of this paper is precisely to explore this possibility.

The first, systematic search for binaries among Ap stars has been done by Abt & Snowden (1973), who examined 62 bright northern stars and concluded to a low rate of binaries (20 percent), except for HgMn stars (43 percent). Aikman (1976) increased the sample of HgMn stars from 15 to 80 and confirmed the rate found by Abt & Snowden, since he found 49 percent, which is very close to the result of Jaschek & Gomez (1970) for normal B0 to M stars of the main sequence ($47 \pm 5\%$).

There has been no systematic review of multiplicity among Ap stars since the work of Gerbaldi et al. (1985, hereafter GFH85), apart from some attempts by Budař (1995, 1996, 1997) to interpret the role that a binary companion might have in the appearance of chemical peculiarities of both Am and Ap stars. According to GFH85, the rate of binaries tends to be rather small among the He-weak and Si stars. For the coolest Ap stars, as well as for the HgMn stars, this rate behaves in the same way as for normal stars. Moreover, the magnetic Ap stars show a strong deficit of SB2 binaries: Only two SB2's containing a magnetic Ap star had been well studied before the

Send offprint requests to: P. North

* Based on observations collected at the Observatoire de Haute-Provence (CNRS), France

** Tables 1 and 3 are only available in electronic form at the CDS via anonymous ftp to cdsarc.u-strasbg.fr (130.79.128.5) or via <http://cdsweb.u-strasbg.fr/Abstract.html>

CORAVEL observations: HD 55719 (Bonsack 1976) and HD 98088 (Abt et al. 1968; Wolff 1974). On the other hand, HgMn stars, which generally have no significant magnetic field (see, however, Mathys & Hubrig 1995), are often found in SB2 systems, and their companion seems to be always an Am star when its effective temperature is below 10000 K (Ryabchikova 1998). Am stars are also known to be frequently associated with SB2 systems (Abt & Levy 1985).

A radial-velocity survey of a small number of cool, well-known magnetic Ap stars has been initiated in 1980 using the CORAVEL scanner (Baranne et al. 1979), and the sample has been extended in 1985 to all stars brighter than $V = 8.6$, visible from the northern hemisphere and having Geneva photometry. The purpose was to increase the relatively poor statistics and obtain a better understanding of the role multiplicity might play in the context of chemically peculiar stars. Preliminary results have been published by North (1994), especially the discovery of a long-period SB2 system which has been studied in more details later (HD 59435, Wade et al. 1996, 1999) and the discovery of an SB1 system with a period as short as 1.6 days (HD 200405).

This paper is the second one in a series dedicated to multiplicity among Ap and Am stars. Since Drs. Nicole Ginestet and Jean-Marie Carquillat in Toulouse had independently measured a few of our programme stars with the same instrument, we had dedicated the first paper of this series to four common stars (North et al. 1998 Paper I), especially the Ap stars HD 8441 and β CrB. Here we present the results for all Ap stars measured to date with CORAVEL, with a few additional data from the ELODIE spectrograph (Baranne et al. 1996) which are by-products of a survey of magnetic fields (Babel & North, in preparation).

2. Observations and sample

All radial-velocity observations have been obtained at the Observatoire de Haute-Provence. Most of the data were measured with the CORAVEL scanner attached to the 1-meter Swiss telescope. Although this instrument is optimized for late-type stars, it can still yield very good results on slowly rotating F and even A stars, especially if their metallic lines are enhanced, as is the case of Ap stars. Originally, the sample was selected according to the following criteria: $T_{\text{eff}} \leq 10000$ K according to Geneva photometry (stars for which no Geneva photometry existed in 1985 were not retained), $\delta \geq -25^\circ$, $m_V \leq 8.6$ (except for a few stars lying in the northern galactic polar cap and for candidate high-velocity stars proposed by Jaschek et al. 1983). A total of 1913 radial-velocity observations were made of the 119 programme stars during the period March 1980 through April 1998. Errors for the individual observations are derived following the precepts of Baranne et al. (1979) and are generally below 2.0 km s^{-1} for all stars. The radial-velocity variations are large enough ($10 \text{ km s}^{-1} < 2 \times K < 173 \text{ km s}^{-1}$) to be

clearly significant. In addition to the CORAVEL data, we use here 75 measurements for 72 stars already observed with CORAVEL, obtained with the 1.93-meter telescope at OHP, equipped with the ELODIE spectrograph. This fibre-fed echelle spectrograph has been in operation only since the end of 1993 and has a better precision than the CORAVEL scanner. All but one ELODIE data were gathered during four observing runs from October 1994 to September 1996, which were primarily aimed at determining magnetic fields (Babel et al. 1995, Babel & North 1997); the radial velocities are just a by-product of the programme. One additional data was obtained in April 2002 for HD 116114 with ELODIE.

Among all the programme stars, only 20 stars have as yet a precise orbit. β CrB and HD 8441 (as well as the Am star HD 43478) have been published by North et al. (1998), while HD 59435 and HD 81009 have been published by Wade et al. (1996, 1999) and by Wade et al. (2000) respectively; the orbit of HD 73709 was published by Debernardi et al. (2000). The others are presented in the appendix A, as well as an improved orbit of HD 73709. The orbital elements of the 16 stars studied in this article are listed in Table A.4. The individual RV measurements of all stars of the sample¹, as well as the depths and widths of the correlation dips, are listed in Table 1, which is only available in electronic form. The average radial velocities, upper limits to projected rotational velocities and some statistical quantities like $P(\chi^2)$ (see Duquennoy & Mayor 1991 for a definition of $P(\chi^2)$), are given in Table 2. The list of the 48 stars observed with CORAVEL (in addition to the 119 stars mentioned above), but showing no measurable correlation dip is given in Table 3 (only available in electronic form).

¹ except for HD 43478, HD 59435, HD 81009 and β CrB which were already published. The data for HD 8441 are given anew in Tables 1 and 2, because a few additional measurements have been made and all measurements are now in the ELODIE RV system; these data may be useful since HD 8441 is a triple system whose longer period is not yet known.

Table 2: CORAVEL's sample with ST: spectral type, Johnson B-V index, RV: mean radial velocity, SRVM: standard deviation on the mean RV, SCAT: external scatter (sigma) of the RV values, E/I: ratio of external to internal errors, N: number of CORAVEL measurements used in the statistics, SPAN: time span of the CORAVEL measurements, upper limit to $v \sin i$, SVS: standard deviation on $v \sin i$ (undefined if 99.9), $P(\chi^2)$: probability of no intrinsic RV variation (undefined if 9.999) and remark.
(1) North et al. 1998; (2) Mkrtichian et al. 1998; (3) Northcott 1948.

HD	Renson	ST	B-V	RV	SRVM	SCAT	E/I	N	SPAN	$v \sin i$	SVS	$P(\chi^2)$	Rem
2453	560	A1 Sr Eu Cr	0.08	-18.16	0.17	0.71	1.41	18	5578	4.4	0.5	0.009	SB1, spot?
2957	760	B9 Cr Eu	0.02	12.32	0.85	1.35	0.65	6	4024	24.4	2.4	0.853	
5550	1470	A0 Sr	-0.02	-5.80	5.00	1.79	13.77	19	385	6.5	1.3	0.000	orbit
5797	1530	A0 Cr Eu Sr	0.26	-6.32	0.16	0.54	1.14	12	5873	3.0	0.9	0.224	
8441	2050	A2 Sr	0.01	7.65	1.64	7.32	18.73	112	6645	2.9	0.6	0.000	orbit (1)
9996	2470	B9 Cr Eu Si	-0.02	3.98	1.31	8.47	7.23	42	3677	<2.0	1.7	0.000	orbit
10088	2520	A1-F1	0.31	11.87	0.68	2.45	1.20	13	4791	65.8	6.6	0.160	
11187	2770	A0 Si Cr Sr	-0.07	7.77	1.30	1.23	0.42	5	4016	16.9	1.2	0.950	
12288	3130	A2 Cr Si	0.08	-52.51	1.18	6.47	7.29	30	5948	12.5	0.4	0.000	orbit
15089	3760	A4 Sr	0.12	3.66	2.65	5.30	1.38	4	2733	36.0	6.8	0.137	
15144	3770	A5 Sr Cr Eu	0.15	-0.56	0.62	0.62	1.00	1	0	11.2	0.7	9.999	
16145	4060	A0 Cr Sr Eu	0.05	7.57	1.41	2.82	1.40	4	1021	27.9	2.9	0.137	
17775	4430	A1 Cr Eu	0.14	-6.00	0.23	0.79	0.89	15	3533	14.9	0.4	0.702	
18078	4500	A0 Sr Cr	0.21	-16.97	0.59	2.99	5.28	26	6426	4.0	0.5	0.000	SB1?
18296	4560	A0 Si Sr	-0.01	2.42	4.20	4.20	1.00	1	0	28.5	3.7	9.999	
22128 a	5560	A7 Sr Eu Mn	0.34	23.16	3.09	3.98	75.27	17	632	15.9	0.3	0.000	orbit
22128 b			0.34	8.93	5.04	0.16	42.95	16	632	16.3	0.7	0.000	
22374	5660	A1 Cr Sr Si	0.12	0.08	0.29	0.88	1.39	9	4357	5.2	0.9	0.058	
23207	5900	A2 Sr Eu	0.19	-0.13	0.24	0.33	0.55	6	1402	6.3	1.1	0.916	
24712	6320	A9 Sr Eu Cr	0.33	23.14	0.12	1.44	1.16	156	1575	6.5	0.4	0.011	roAp
25163	6400	A2 Sr Cr	0.15	26.37	1.23	4.25	2.61	12	2210	21.7	2.2	0.000	spot?
25163 a			0.15	37.66	1.25	1.25	1.00	1	0	13.5	6.4	9.999	
25163 b			0.15	12.62	2.24	2.24	1.00	1	0	14.6	9.4	9.999	
25354	6460	A2 Eu Cr	0.04	-11.33	1.16	2.83	1.40	6	3902	15.0	1.9	0.091	
35353	9030	A0 Sr Cr Eu	0.22	18.28	0.58	1.18	0.83	6	3616	19.4	1.0	0.639	
38104	10240	A1 Cr Eu	0.03	-5.01	1.42	4.02	1.66	8	3211	25.2	2.5	0.008	spot?
38823	10440	A5 Sr Eu	0.39	-6.85	0.32	0.50	0.64	6	3384	12.0	0.9	0.857	
40711	10880	A0 Sr Cr Eu	0.15	-7.63	1.10	5.59	12.05	26	2570	<2.0	0.9	0.000	orbit
41403	11080	B9 Sr Cr Eu	0.02	0.74	0.46	1.83	1.27	16	2469	21.6	2.2	0.074	
42326	11280	A0 Eu Cr	0.06	25.82	0.60	1.48	1.35	6	2509	14.6	0.9	0.105	
42616	11390	A1 Sr Cr Eu	0.09	1.53	1.18	3.54	1.86	9	4465	18.7	0.9	0.001	spot?
42777	11450	A0 Eu Sr Cr	0.03	22.56	0.99	1.98	1.33	4	2135	18.5	2.0	0.164	
47103	12630	A Sr Eu	-0.01	-14.37	0.99	0.99	1.00	1	0	24.3	2.4	9.999	
49976	13560	A1 Sr Cr Eu	0.01	19.39	0.90	4.02	1.58	20	3741	34.2	3.4	0.000	spot?
50169	13700	A3 Sr Cr Eu	-0.05	13.17	0.48	1.45	1.99	9	2541	7.0	1.1	0.000	SB1?
52696	14460	A3 Sr Eu Cr	0.15	32.29	0.79	2.37	3.43	9	2262	3.4	2.0	0.000	SB1
54908	15000	A0 Si	0.29	5.55	3.76	7.22	8.72	21	2922	55.2	5.5	0.000	orbit
56495	15430	A3p	0.34	-8.72	0.94	0.35	0.26	2	4396	30.8	8.0	0.795	orbit
56495 a			0.34	-7.60	4.44	1.28	13.92	23	4396	25.3	2.5	0.000	
56495 b			0.34	-2.08	6.38	9.24	18.25	21	2507	12.5	2.1	0.000	
62140	17050	A8 Sr Eu	0.26	7.95	0.40	0.68	0.56	9	4701	21.1	2.1	0.963	SB1? (2)
65339	17910	A3 Sr Eu Cr	0.14	-0.27	1.11	6.86	7.26	38	5084	19.4	0.6	0.000	orbit
71866	19850	A1 Eu Sr Si	0.09	28.33	0.41	1.24	1.60	9	4464	14.9	0.8	0.010	spot?
72968	20240	A2 Sr Cr	-0.03	24.81	0.53	1.26	0.97	6	2329	15.9	1.4	0.473	
73709	20510	A3-F2	-0.01	41.73	3.06	8.47	26.98	2	4	16.0	0.9	0.000	orbit
74521	20790	A1 Si Eu Cr	-0.10	25.54	0.53	2.12	1.03	16	5143	16.8	0.7	0.397	
77350	21860	B9 Sr Cr Hg	-0.04	-19.01	1.55	4.40	1.44	8	5876	19.5	1.6	0.058	
82093	23340	A2 Sr Eu Cr	0.11	-10.27	0.77	2.65	1.52	12	3739	21.4	2.1	0.012	spot?
86170	24620	A2 Sr Cr Eu	0.13	13.39	0.76	2.85	5.13	14	2570	<2.0	1.4	0.000	spot,SB1?
89069	25500	A0 Sr Cr Eu	0.63	-9.78	0.25	0.42	0.59	8	2539	4.3	1.1	0.934	
90569	26010	A0 Sr Cr Si	-0.06	-7.81	1.57	1.57	1.00	1	0	7.0	3.1	9.999	
94427	27250	A5 Sr	0.31	17.71	0.20	0.32	0.66	6	2325	<2.0	0.0	0.825	
98088	28310	A8 Sr Cr Eu	0.21	0.71	6.30	6.11	42.04	8	2340	22.8	2.3	0.000	orbit

HD	Renson	ST	B-V	RV	SVRM	SCAT	E/I	N	SPAN	$v \sin i$	SVS	$P(\chi^2)$	Rem
98088 a			0.21	7.59	6.96	8.75	54.85	12	1531	21.1	2.1	0.000	
98088 b			0.21	-36.84	0.21	0.01	33.36	12	1531	15.8	1.9	0.000	
99563	28660	F0 Sr	0.28	-1.01	2.55	2.55	1.00	1	0	30.1	3.9	9.999	
102333	29500	A0 Eu Cr Sr	0.15	-5.06	0.47	0.47	1.00	1	0	<2.0	0.0	9.999	
105680	30570	A2-F1	0.30	-9.63	3.49	2.64	36.06	42	2966	14.1	0.2	0.000	orbit
107612	31190	A2 Sr	0.05	14.13	3.16	6.32	1.58	4	1914	37.9	3.8	0.076	
110066	31960	A1 Sr Cr Eu	0.06	-12.94	0.21	0.19	0.38	6	2542	5.2	0.6	0.983	
111133	32310	A1 Sr Cr Eu	-0.05	18.82	0.32	0.58	0.75	6	2543	7.5	0.5	0.732	
112528	32730	A3 Sr Eu Cr	0.32	-14.43	0.39	1.11	1.03	8	4452	20.9	2.1	0.398	
113894	33000	A7 Sr Cr Eu	-0.02	7.94	0.81	0.81	1.00	1	0	15.7	1.8	9.999	
115708	33450	A3 Sr Eu	0.25	2.90	0.33	0.81	0.87	8	4343	11.0	0.7	0.637	
116114	33530	F0 Sr Cr Eu	0.30	4.67	0.53	2.42	4.74	21	4414	8.5	0.3	0.000	SB1
118022	34020	A2 Cr Eu Sr	0.03	-7.45	0.28	1.26	1.77	20	4385	10.0	0.4	0.000	spot
119213	34410	A3 Sr Cr	0.11	-5.15	1.37	3.37	1.16	6	2126	36.1	3.6	0.259	
122208	35050	A2 Sr Cr Eu	0.13	5.66	1.10	1.10	1.00	1	0	30.3	3.8	9.999	
122569	35180	A0 Cr Eu Sr	0.05	5.87	1.01	1.01	1.00	1	0	19.0	2.9	9.999	
124437	35620	A0 Cr Sr Eu	0.63	-21.49	2.39	2.39	1.00	1	0	31.2	5.1	9.999	
125248	35760	A1 Eu Cr	-0.01	-7.88	0.75	0.52	0.49	2	2	11.5	3.2	0.625	
126515	36050	A2 Cr Sr	0.01	-2.92	0.22	1.05	0.90	28	5881	19.1	0.9	0.757	
127241	36210	A0 Sr Cr	-0.09	0.21	1.13	1.13	1.00	1	0	8.1	4.7	9.999	
128898	36710	A9 Sr Eu	0.24	6.84	0.15	0.80	1.14	30	3	13.5	0.3	0.130	
130559	37160	A1 Sr Cr Eu	0.07	-2.89	0.69	1.44	0.78	7	4312	21.4	2.1	0.731	
133029	37770	B9 Si Cr Sr	-0.14	-10.01	1.06	2.69	0.90	8	4385	19.3	1.7	0.627	
134214	38100	F2 Sr Eu Cr	0.35	-14.40	0.19	0.35	0.64	8	4339	2.7	1.2	0.899	
134793	38240	A4 Sr Eu Cr	0.14	-1.48	0.70	1.84	1.12	7	2855	26.4	2.6	0.279	
135297	38390	A0 Sr Cr Eu	-0.01	-35.72	0.76	2.10	0.97	8	3620	16.9	1.4	0.493	
137949	39240	F0 Sr Eu Cr	0.38	-28.61	0.25	0.91	1.72	13	5881	7.5	0.5	0.000	spot
138426	39420	B9 Sr Cr	0.12	-12.86	7.73	5.65	33.11	11	2290	<2.0	1.8	0.000	orbit
140160	39840	A1 Sr	0.03	16.52	3.15	3.15	1.00	1	0	14.1	5.8	9.999	
142070	40330	A0 Sr Cr Eu	0.15	-8.58	0.31	1.04	1.45	11	2289	8.1	0.8	0.022	SB1
146971	41510	A0 Sr Cr Eu	0.22	-2.47	1.21	2.97	1.10	6	2855	25.8	2.6	0.307	
148330	41910	A2 Si Sr	0.63	-3.55	0.79	1.93	1.55	6	2218	8.2	2.1	0.041	
149911	42420	A0 Cr Si Sr	0.16	-18.70	0.68	1.62	0.85	8	3728	23.2	2.3	0.658	
152107	43050	A3 Sr Cr Eu	0.09	-0.42	0.58	0.82	0.64	5	2218	19.5	0.4	0.804	
153882	43450	A1 Cr Eu	0.04	-28.69	0.62	1.43	0.94	6	2217	19.9	1.2	0.497	
157740	44300	A3 Cr Eu Sr	0.07	12.22	6.39	2.79	3.34	4	1805	42.5	6.4	0.000	spot?
165474	46650	A7 Sr Cr Eu	0.31	13.45	0.24	0.40	0.67	6	1531	9.2	0.7	0.813	
168481	47220	A7 Sr Cr	0.28	-3.90	0.64	1.12	0.62	8	4028	34.1	3.4	0.917	
168796	47310	A0 Si Cr Sr	0.11	12.29	0.51	2.82	3.36	31	4707	14.3	0.3	0.000	SB1
171586	48090	A2 Sr Cr	0.07	-0.62	2.92	7.74	2.30	7	2042	31.9	3.5	0.000	spot?
172032	48210	A9 Sr Cr	0.33	-14.37	0.19	0.45	0.89	7	3786	3.6	1.0	0.589	
173650	48660	A0 Si Sr Cr	0.02	-14.59	0.89	0.73	0.37	5	1983	10.3	2.1	0.971	
176232	49160	A6 Sr	0.25	18.14	0.15	0.27	0.59	9	2993	2.2	0.8	0.950	
180058	50000	A3 Sr	0.34	-2.80	1.82	4.81	1.96	7	3787	27.3	2.7	0.001	spot?
180778	50150	A2p	0.15	-24.20	0.33	0.80	1.25	6	2898	12.7	0.5	0.167	
184471	50890	A9 Sr Cr Eu	0.29	-26.38	1.98	1.55	19.36	34	3418	<2.0	0.0	0.000	orbit
186343	51370	A3-F0	0.23	-19.05	0.17	0.42	0.85	8	4425	8.9	0.5	0.658	
188041	51900	A6 Sr Cr Eu	0.19	-21.74	0.19	0.35	0.70	7	1981	2.9	0.7	0.823	
188593	52110	A5-F5 Sr	0.30	-25.64	0.17	0.50	0.98	9	4420	8.3	0.6	0.485	
188854	52220	A7p:	0.31	-25.89	5.33	0.63	68.74	33	4424	9.3	0.2	0.000	orbit
190145	52790	A2p	0.25	-14.48	0.29	0.90	1.65	10	4424	11.7	0.3	0.004	
191654	53420	A2 Sr Cr	0.21	-15.78	0.36	1.86	1.51	27	4794	23.4	2.3	0.000	SB1,spot?
191742	53440	A5 Sr Cr	0.22	-3.11	0.15	0.56	1.17	14	5913	<2.0	0.0	0.177	
192224	53580	A2 Cr Eu	0.07	-23.44	0.79	3.36	2.37	18	4412	21.7	2.2	0.000	spots
192678	53740	A2 Cr	0.03	-38.46	0.18	0.24	0.48	8	2752	7.0	0.4	0.978	
192913	53840	A0 Si Cr	-0.07	-8.77	1.11	2.94	1.21	7	3230	14.3	1.7	0.193	
196133	54660	A1 Si Sr	0.04	-34.11	1.20	5.03	7.36	5	684	22.6	4.7	0.000	orbit (3)
196502	54780	A2 Sr Cr Eu	0.07	10.98	0.32	1.37	2.40	18	6590	8.3	0.3	0.000	SB1?
199180	55460	A0 Si Cr	0.03	-16.29	0.36	0.60	0.63	7	2501	2.3	2.6	0.887	
200405	55830	A2 Sr Cr	0.09	0.18	0.94	5.41	7.00	33	3783	9.6	0.4	0.000	orbit
201174	56130	A1 Cr Eu Sr	0.02	-11.37	0.40	0.98	1.10	6	3332	17.4	1.1	0.316	
201601	56210	A9 Sr Eu	0.26	-16.46	0.15	0.52	1.11	13	5917	4.6	0.4	0.250	

HD	Renson	ST	B-V	RV	SVRM	SCAT	E/I	N	SPAN	$v \sin i$	SVS	$P(\chi^2)$	Rem
204411	56920	A6 Cr	0.08	-13.69	0.15	0.58	0.99	15	5917	5.3	0.6	0.481	SB, spot? orbit spot? spot?
206088	57390	A8-F4 Sr	0.32	-35.89	1.12	5.47	3.50	24	6654	45.3	4.5	0.000	
213232	59100	A4 Sr	0.14	-23.34	0.51	2.21	1.14	19	4026	23.5	2.3	0.196	
216533	59810	A1 Sr Cr	0.08	-5.04	0.51	3.48	5.44	47	6225	5.7	0.3	0.000	
216931	59880	A0	0.21	6.99	7.98	1.29	2.87	2	1456	32.9	99.9	0.004	
220825	60520	A1 Cr Sr Eu	0.04	-11.75	4.61	0.30	2.72	5	680	39.2	6.0	0.000	
221394	60670	A0 Sr Cr Si	0.03	-8.83	3.35	7.50	1.47	5	2253	65.7	6.6	0.092	
221568	60730	A1 Sr Cr Eu	0.11	-7.54	0.24	0.86	0.96	14	5967	<2.0	1.9	0.561	

3. The correlation dip of magnetic Ap stars

It is interesting to discuss the properties of the correlation dip in the case of magnetic Ap stars. For normal stars, this dip yields essentially three independent informations, corresponding to the three parameters of the fitted gaussian: the radial velocity, the width (σ) of the dip which is linked with the projected rotational velocity $v \sin i$, and “surface” or equivalent width W of the dip, which depends on the effective temperature and metallicity of the star (at least on the main sequence). A calibration of the width σ in terms of $v \sin i$ was proposed by Benz & Mayor (1981, 1984) who showed that a temperature (or colour index $B - V$) term has to be introduced. This calibration has been verified in the range of spectral types F6 to M0 (for luminosity class V), but has been also applied to our hotter stars, implying a slight extrapolation. Mayor (1980) first showed that the dip’s equivalent width W could be efficiently calibrated in terms of metallicity $[\text{Fe}/\text{H}]$, provided a good indicator of T_{eff} be known, e.g. a colour index like Johnson’s $B - V$ or Geneva $B2 - V1$. An explicit calibration of W for Am to G stars in terms of $[\text{Fe}/\text{H}]$ was first proposed by North & Duquennoy (1991) and yielded good results (the rms scatter of the difference between the spectroscopic and CORAVEL $[\text{Fe}/\text{H}]$ amounted to no more than 0.12 dex), although the sources of spectroscopic $[\text{Fe}/\text{H}]$ values were heterogeneous. Later, Pont (1997) based a similar calibration on the very large and homogeneous sample of spectroscopic metallicities of Edvardsson et al. (1993) and obtained an excellent result, the rms scatter of the differences between spectroscopic and CORAVEL $[\text{Fe}/\text{H}]$ values being only 0.074.

In the case of magnetic Ap stars, the situation is complicated in three ways:

- The abundances are not standard (i.e. solar scaled), but some elements are considerably enhanced – especially the rare earths in cool Ap stars considered here – while others are underabundant (e.g. He, C, N, O) in the atmosphere. Therefore, one can no more, in principle, consider $[\text{Fe}/\text{H}]$ as a meaningful metallicity indicator. Nevertheless, in practice W should remain strongly correlated with $[\text{Fe}/\text{H}]$, since most lines of CORAVEL’s mask are neutral iron lines, or at least lines of iron-peak elements.
- The abundances are not distributed uniformly over the stellar surface, but are often concentrated in patches whose positions depend on the geometry of the magnetic field. This implies that potentially, all three parameters of the correlation dip may vary as a function of time, according to the rotation of the star. Significant changes of the width and depth of the dip are indeed observed in some cases, but remain often negligible. Radial velocity variations due to abundance patches or spots sometimes occur as well, when the star has a significant $v \sin i$, since spots with enhanced lines of Fe-peak elements will contribute most to the correlation dip. Thus, in some favourable cases, one can determine the rotational periods.

- The magnetic field may widen the dip through the Zeeman effect and also enhance its equivalent width through Zeeman intensification of the lines. As a result, those stars which have a strong surface field H_s (the disk-averaged modulus of the field, see e.g. Preston 1971) yield so large a dip that they mimic normal stars with a much larger $v \sin i$. Therefore, the $v \sin i$ estimates based on the calibration of Benz & Mayor (1981, 1984) can only represent, in general for the magnetic Ap stars, an *upper limit* to their true $v \sin i$. There is no mean of disentangling $v \sin i$ and H_s in such cases, unless one of these quantities is determined independently. Though this is true in the case of CORAVEL, such disentangling is possible with the more efficient ELODIE spectrograph when two different masks are used (one selecting lines sensitive to Zeeman effect, the other selecting lines less sensitive to it), as shown by Babel et al. (1995) and by Babel & North (1997).

3.1. Zeeman effect

The latter complication is illustrated in Fig. 1, where the dip width σ is plotted as a function of $v \sin i$, which was taken from the literature, first from Preston (1971), then from Abt & Morrell (1995) and from Renson (1991). Since the interesting range of $v \sin i$ values is between 0 and 30 km s^{-1} and the relative errors are often very large (depending on the spectral resolution, the values given in the literature are sometimes only upper limits), we have taken the minimum value among these three sources, when the star was mentioned in more than one of them. Furthermore, we have estimated the equatorial velocity from the rotational period (given by Renson 1991 or updated by Catalano et al. 1993 and by Catalano & Renson 1997) and from the radius through the oblique rotator formula $v_{\text{eq}} = 50.6 \times R/P_{\text{rot}}$ (with v_{eq} expressed in km s^{-1} , R in solar radii and P_{rot} in days, see Stibbs 1950), and substituted the measured $v \sin i$ value by v_{eq} whenever the latter was smaller than the former. The radius was obtained from the Hipparcos parallax and a photometric estimate of the effective temperature, in the way described by North (1998). The quantity v_{eq} remains an upper limit to the true $v \sin i$ because of the projection effect, but in some cases it is tighter than the observational upper limit. In Fig. 1, the continuous line is the calibration of Benz & Mayor (1981, 1984) for $T_{\text{eff}} = 8000 \text{ K}$, i.e. for $B - V = 0.183$ according to Equ. (4) of Hauck (1985); it is almost identical to the curve shown in Fig. 3 of Benz & Mayor (1981). Although many Ap stars fit the normal relation fairly well, some lie significantly above it. Especially conspicuous is the case of HD 126515, which has a well-known rotational period of 130 days (e.g. Mathys et al. 1997) and a strong surface magnetic field which varies between 10 and 17 kG (Preston 1971, Mathys et al. 1997): the large σ can evidently not be attributed to $v \sin i$ in this case!

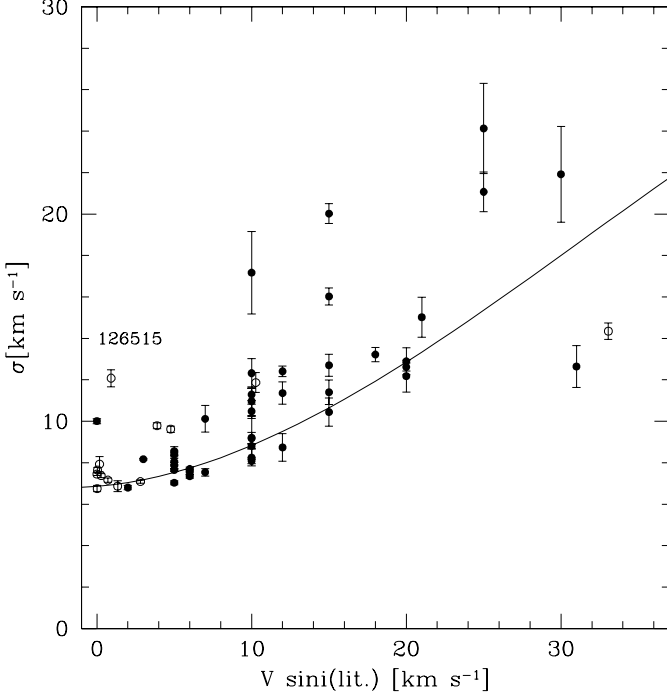


Fig. 1. Width of the gaussian fitted to the CORAVEL correlation dip as a function of $v \sin i$ of some well studied Ap stars. Full dots: observed $v \sin i$ from the literature. Open dots: v_{eq} computed from the rotational period and estimated radius through the oblique rotator formula, when it was smaller than the published $v \sin i$ (see text). The full line is the calibration of Benz & Mayor (1984) for normal F–G stars, extrapolated for effective temperatures relevant to Ap SrCrEu stars (around 8000 K). Notice the discrepant position of some strongly magnetic stars like HD 126515.

Figure 2a is the same as Fig. 1, but restricted to stars with a known surface magnetic field, which naturally restricts the sample to slow rotators. The surface field has been taken from Mathys et al. (1997) and from Preston (1971). Figure 2b shows the relation between $\sigma_Z^2 = \sigma^2 - \sigma_V^2(v \sin i)$ and the square of the surface field, where $\sigma_V^2(v \sin i)$ is the σ^2 of the dip expected from the $v \sin i$ through the calibration of Benz & Mayor and σ is the measured, total width. Clearly, a significant correlation emerges, confirming the sensitivity of the correlation dip to Zeeman effect. The points follow roughly the theoretical relation shown by the line, which is determined in the following way.

The wavelength shift $\Delta\lambda$ between the centre of gravity of the σ_{\pm} component of a normal Zeeman triplet, and the central wavelength λ_0 of the line without magnetic field is given by

$$\Delta\lambda = 4.67 \times 10^{-13} \lambda_0^2 g_{\text{eff}} \langle H \rangle \quad (1)$$

where λ_0 is in Å, g_{eff} is the effective Landé factor and $\langle H \rangle$, in Gauss, is the modulus of the magnetic field averaged over the visible stellar disk. Dividing this relation by λ_0 and multiplying it with the speed of light c , one gets

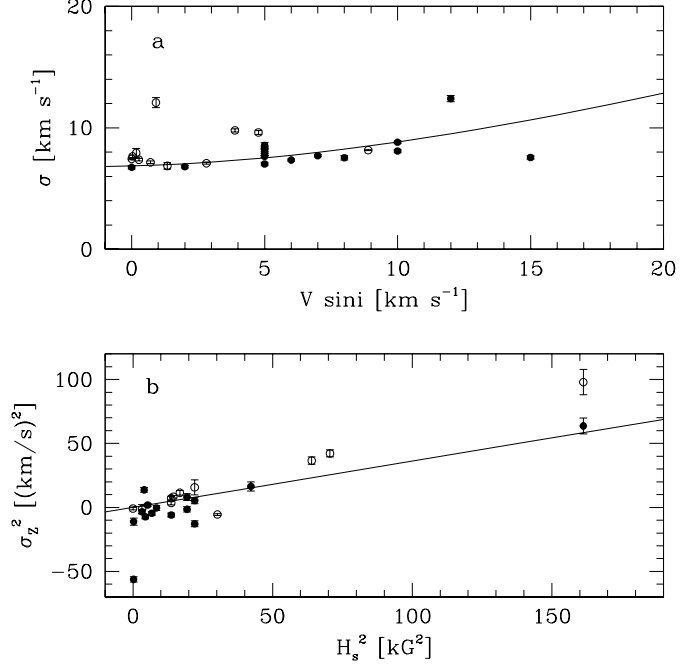


Fig. 2. a: Same as Fig. 1, but only for stars with a known surface magnetic field. **b:** Quadratic difference between the observed dip width and the value expected from the observed $v \sin i$, using the calibration of Benz & Mayor (1981, 1984), versus $\langle H_s \rangle^2$. The line is the theoretical relation between σ_Z^2 and $\langle H^2 \rangle$, assuming $\langle g_{\text{eff}} \rangle = 1.0$ (Eq. 5).

the following expression for the Zeeman shift (expressed in terms of an equivalent Doppler velocity), assuming, furthermore, that we take a mean over a large number of lines:

$$\langle \Delta v \rangle = 1.40 \times 10^{-7} \lambda_{\text{norm}} \langle g_{\text{eff}} \rangle \langle H \rangle \quad (2)$$

where Δv is expressed in km s^{-1} , λ_{norm} is a normalisation wavelength (chosen e.g. in the middle of the CORAVEL wavelength range) expressed in Å, and $\langle g_{\text{eff}} \rangle$ is the effective Landé factor averaged over all spectral lines considered (see Babel et al. 1995).

Assuming now that all sources of broadening of the spectral lines are small enough that the resulting profile remains gaussian, one can cumulate them by a simple quadratic addition:

$$\sigma^2 = \sigma_0^2 + \sigma_{\text{rot}}^2 + (1.40 \times 10^{-7})^2 \lambda_{\text{norm}}^2 \langle g_{\text{eff}}^2 \rangle \langle H^2 \rangle \quad (3)$$

where σ_0 is the sum of the intrinsic and instrumental widths of the lines of a non-rotating and non-magnetic star (it includes the thermal width and depends, therefore, on the effective temperature) and σ_{rot} is only due to projected rotational velocity; both σ_0 and σ_{rot} are in km s^{-1} . Here, because the Zeeman components remain unresolved, the quantities g_{eff}^2 and H^2 are averaged, instead of g_{eff} and H as in Equ. 2. The quantity $\langle g_{\text{eff}}^2 \rangle$ may be defined as

$$\langle g_{\text{eff}}^2 \rangle = \frac{\sum_{i=1}^N (d_i \frac{\lambda_{0i}}{\lambda_{\text{norm}}} g_{\text{eff}i})^2}{\sum_{i=1}^N d_i^2} \quad (4)$$

where d_i is the residual depth of the i_{th} spectral line.

In Equ. 3, the quantity $\sigma_0^2 + \sigma_{\text{rot}}^2$ represents the width of the correlation dip expected for a normal, non-magnetic rotating star, from the calibration of Benz & Mayor; the third term, which we call σ_Z^2 , represents the additional contribution of the Zeeman effect. σ is the observed total width.

In practice, we chose $\lambda_{\text{norm}} = 4300 \text{ \AA}$, roughly corresponding to the centre of the CORAVEL passband, and assumed $\langle g_{\text{eff}}^2 \rangle = 1.0$; σ_Z then becomes:

$$\sigma_Z^2 = \sigma^2 - (\sigma_{\text{int}}^2 + \sigma_{\text{rot}}^2) = 0.362 \langle H^2 \rangle \quad (5)$$

where H is expressed in kG. This result is in rough agreement with the empirical data shown in Fig. 2

4. Intrinsic variations of the correlation dip

By “intrinsic”, we mean here those variations of the correlation dip which are due to the presence of abundance patches on the surface of the star and to the axial rotation. On the one hand, these variations represent a “noise” regarding the precise determination of the radial velocity of the star as a whole; on the other hand, they represent an additional information which, in some cases, allows an estimate of the rotational period independantly from e.g. photometry. In any case, such variations draw the attention towards those stars which are spectrum variables and may serve as targets for detailed Doppler imaging.

In Fig. 3 are shown the RV , dip width and depth variations of the well-known spectrum variable HD 126515. The ephemeris is

$$HJD(H_{\text{Smax}}) = 2437015.000 + 129.95E, \quad (6)$$

the zero point being defined by Preston (1970) and the period being refined by Mathys et al. (1997). For this particular star, the shape of the dip is clearly changing according to the rotational phase, but the radial velocity remains roughly constant. The rotational velocity is so low that even contrasted abundance patches will not affect RV much. The relation between the surface field and the dip variations are not straightforward: the dip width seems to vary as a double wave, while H_S varies as a single wave. There is a trend for the dip to become wider as H_S increases.

In Fig. 4 are shown the same quantities for the well known Ap star HD 65339 (or 53 Cam), though the fitted orbital radial velocities (see next Section) have been subtracted to the observed ones to obtain the variations ΔV_r due to rotation and abundance patches only. The ephemeris used is from Borra & Landstreet (1977):

$$HJD(pos.cross.) = 2435855.652 + 8.0267E. \quad (7)$$

Here again, the correlation dip appears wider at phases of larger surface magnetic field, as expected from Eq. 6. There are also clear “intrinsic” RV variations in this star, which raises the question of how to discriminate between

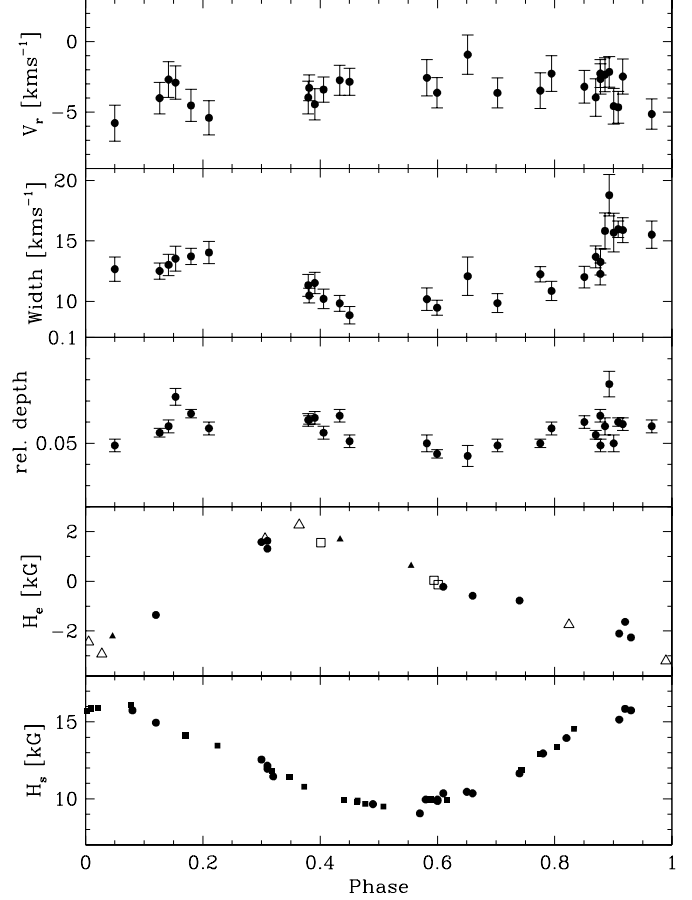


Fig. 3. Variations of the CORAVEL correlation dip as a function of rotational phase for the slowly rotating Ap star HD 126515. These variations are due to abundance patches. The three upper panels show the moment of first order (RV) of the dip, its width and its depth. The 4th panel shows the longitudinal magnetic field (key to symbols: black dots, Preston 1970; open squares, van den Heuvel 1971; open triangles, Mathys 1994; full triangles, Mathys & Hubrig 1997). The lower panel shows the surface magnetic field (key to symbols: black dots, Preston 1970; full squares, Mathys et al. 1997).

intrinsic and orbital variations. Such a question is especially acute when trying to estimate the rate of binaries, and was already tackled by Abt & Snowden (1973). The solution these authors proposed was to use the hydrogen lines instead of the metallic ones: hydrogen being largely predominant, its abundance may be considered homogeneous over the whole surface of the star. However, the CORAVEL mask precisely excludes all hydrogen lines, so this solution cannot hold for us. Nevertheless, one observes that those stars presenting an intrinsic RV variation also have broad and shallow dips betraying a relatively fast axial rotation (typically 20 km s^{-1}). These variations occur on a relatively short timescale, while their amplitude is rather small: this leads to an extremely small mass function, if they are interpreted as due to orbital motion. They might present a problem, in principle, only in the ideal

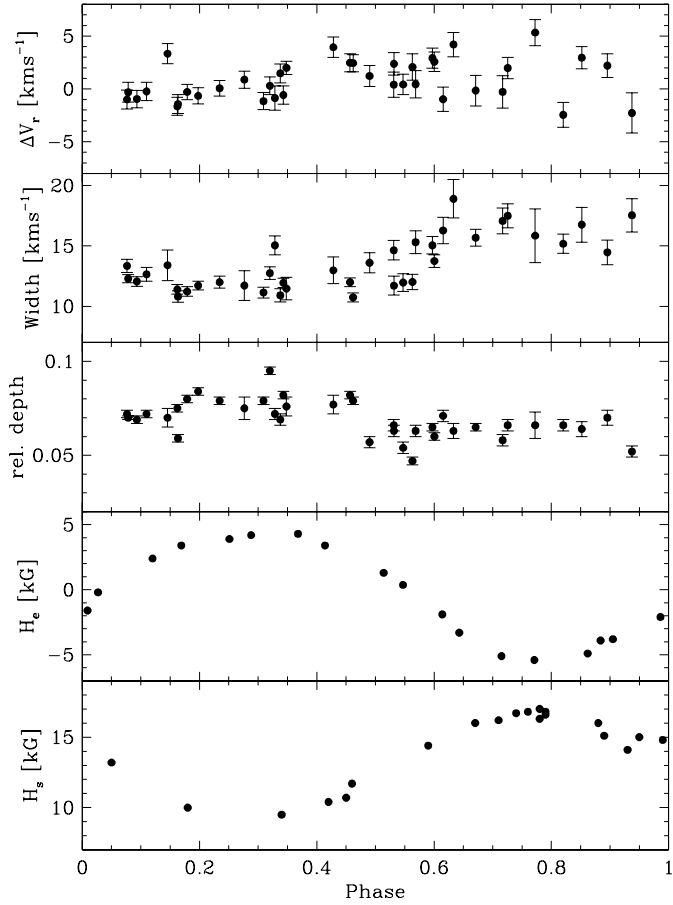


Fig. 4. Same as Fig. 3, but for the Ap star HD 65339. The longitudinal magnetic field is from Borra & Landstreet (1977). The surface magnetic field is from Huchra (1972).

case of an extremely small and strongly contrasted abundance spot, which would yield a sharp, narrow dip with a significant RV variation.

An interesting case which illustrates well the above considerations, is that of the Ap Sr star HD 49976 (HR 2534). It is a conspicuous spectroscopic variable which was studied by Pilachowski et al. (1974). These authors found a rotational period $P = 2.976$ days, which was later refined to $P = 2.97666 \pm 0.00008$ days by Catalano & Leone (1994) by means of *uvby* photometry. Fig. 5, based on the ephemeris

$$HJD(pos.cross.) = 2441298.76 + 2.97666E \quad (8)$$

shows a rather well defined, double wave RV variation whose peak-to-peak amplitude is as large as 15 km s^{-1} . This is consistent with two spots. There is one maximum around phase 0.3 and another one around phase 0.8. This is qualitatively consistent with the RV variation of the Fe and Cr lines obtained by Pilachowski et al. (1974, their Fig. 1), though the maxima fall rather near phases 0.4 and 0.9 in their case. The width and depth of the dip are ill-defined because of the large rotational velocity ($31 \pm 3 \text{ km s}^{-1}$ according to these authors).

Finally, we give in Fig. 6 the periodogram of the variation of the dip depth of HD 5797 (V551 Cas), to illustrate

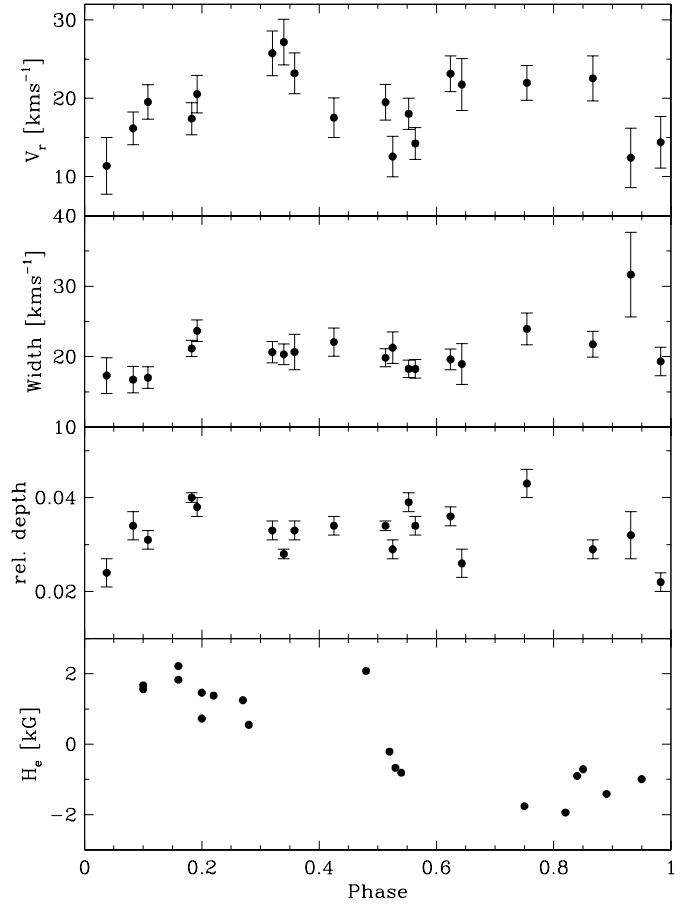


Fig. 5. Same as Fig. 3, but for the Ap star HD 49976. The longitudinal magnetic field is from Pilachowski et al. (1974).

how such variations can help to determine rotational periods. We obtain $P_{\text{rot}} = 68.02 \pm 0.10$ days, compatible with one of the possible periods proposed by Wolff (1975).

The periodogram is based on the method of Renson (1978), but the reciprocal of his θ_1 test has been plotted. There are only twelve observations spanning 5873 days, but it is interesting to see that the other periods suggested by Wolff (1975) as acceptable from her photometric data, 45.5 and 57 days, are clearly rejected in view of our data, even though the latter are scattered on a so long time range. Interestingly, Barzova & Iliev (1988) and Iliev et al. (1992) have also rejected the two shorter periods on the basis of high resolution spectra, but admit both 67.5 and 69 days as equally possible.

We have verified that our period agrees with the photometric data of Wolff (1975): Renson's method applied to the differential b magnitudes, which seem to have the best S/N ratio, gives $P_{\text{rot}} = 68.2 \pm 1.0$ days. Likewise, the v magnitudes, which also have a good S/N, give $P_{\text{rot}} = 67.6 \pm 0.5$ days. The y and u magnitudes, which are more noisy (at least compared to the amplitude of variation) give a best period around 57 days, but are also compatible with the 68 days period. Therefore, our 68.02 days period is quite compatible with existing data and is

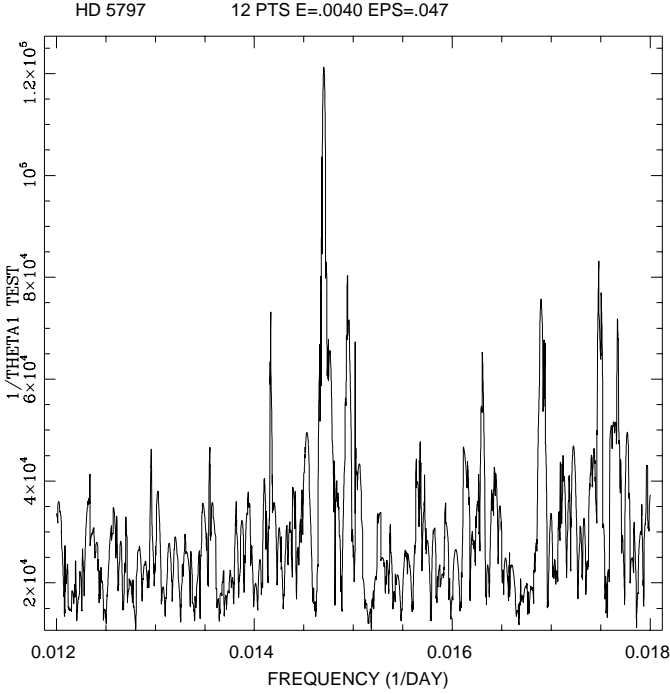


Fig. 6. Periodogram of the variation of the depth of the correlation dip for the Ap CrEuSr star HD 5797. Although it is based on only 12 observations, the peak is well defined and unique in the whole range of frequencies from 0 to 0.03 days⁻¹.

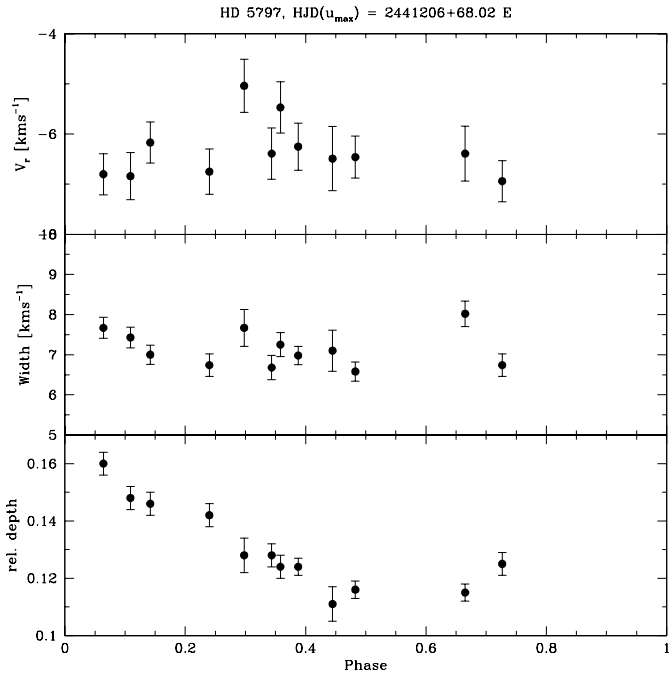


Fig. 7. Same as Fig. 5, but for HD 5797. No magnetic field curve exists for this star.

probably the best estimate available to date. The variation of the three parameters of the correlation dip of HD 5797 is shown on Fig. 7. Unfortunately, the phase coverage is not good, but the depth of the dip varies in a very significant way, contrary to the radial velocity and dip width.

No longitudinal field curve exist for this star, although Preston (1971) estimated a surface field of 1.8 kG.

5. Statistics of Ap binaries

5.1. The sample of binaries

Our sample is composed of all Ap stars known as spectroscopic binaries. The catalogue of Renson (1991) gives us the Ap stars. However, some stars considered as Am by Renson, have been considered in this work as Ap (HD 56495, HD 73709 and HD 188854). Among these stars, the spectroscopic binaries have been selected from the following sources. Fourteen orbits were determined thanks to the CORAVEL scanner (this paper and North et al. 1998). Lloyd et al. (1995) determined a new orbit for θ Carinae (HD 93030) and Stickland et al. (1994) for HD 49798. Recently, Leone & Catanzaro (1999) have published the orbital elements of 7 additional CP stars, two of which are He-strong, two are He-weak, one is Ap Si, one Ap HgPt and one Ap SrCrEu. Wade et al. (2000) provided the orbital elements of HD 81009. Other data come from the Batten et al. (1989) and Renson (1991) catalogues. Among all Ap, we kept 78 stars with known period and eccentricity, 74 of them having a published mass function.

5.2. Eccentricities and periods

The statistical test of Lucy & Sweeney (1971) has been applied to all binaries with moderate eccentricity, in order to see how far the latter is significant. The eccentricity was put to zero whenever it was found insignificant. We can notice the effect of tidal interactions (Zahn 1977, 1989, Zahn & Bouchet 1989) on the orbits of Ap stars (see Fig. 8a). Indeed, all orbits with P less than a given value ($= P_{circ}$) are circularized. According to the third Kepler law, a short period implies a small orbit where tidal forces are strong. The period-eccentricity diagram for the Ap stars does not show a well marked transition from circular to eccentric orbits, in the sense that circular as well as eccentric systems exist in the whole range of orbital periods between $P_{circ} = 5$ days to a maximum of about 160 days. The wider circular orbits probably result from systems where the more massive companion once went through the red giant phase; the radius of the former primary was then large enough to circularize the orbit in a very short time. This is quite consistent with the synchronization limit for giant stars of 3 to 4 M_{\odot} ($P \sim 150$ days, Mermilliod & Mayor 1996).

An upper envelope seems well-defined in the e vs. $\log P$ diagram, especially for $\log P < \sim 2$, although four points lie above it. The leftmost of these, with $(\log P, e) = (0.69, 0.52)$ has a rather ill-defined orbit². Whether this envelope has any significance remains to be confirmed with a larger sample than presently available.

² 21 Her (HD 147869) has been measured by Harper (1931) and has a relatively small amplitude.

It is interesting to compare our $e/\log P$ diagram with that established by Debernardi (2002) for his large sample of Am stars. For these stars, the limit between circular and eccentric orbits is much steeper, many systems having $e \sim 0.7$ at $P = 10$ d only. The difference might be due to the wider mass distribution of the Bp-Ap stars (roughly 2 to 5 M_\odot) compared to that of Am stars (1.5 to 2-2.5 M_\odot), P_{circ} being different for each mass. One might also speculate that the lack of very eccentric and short periods is linked with the formation process of Ap stars, which for some reason (e.g. pseudo-synchronization in the PMS phase, leading to excessive equatorial velocities?) forbid this region.

Qualitatively, Ap stars behave roughly like normal G dwarfs (Duquennoy & Mayor 1991) in the eccentricity-period diagram. There is also a lack of low eccentricities at long periods (here for $\log P > 2.0$), and the upper envelope is similar in both cases for $\log P > 1.0$. One difference is the presence of moderate eccentricities for periods shorter than 10 days among Ap binaries, and another is the complete lack of very short orbital periods ($P \leq 3$ days) among them, if one excepts HD 200405. The latter feature, already mentioned in the past (e.g. by GFH85) is especially striking because it does not occur for the Am binaries. The physical cause for it is probably that synchronization will take place rather early and force the components to rotate too fast to allow magnetic field and/or abundance anomalies to subsist. However, even an orbital period as short as one day will result in an equatorial velocity of only 152 km s^{-1} for a $3 R_\odot$ star, while single Bp or Ap stars rotating at this speed or even faster are known to exist (e.g. HD 60435, Bp SiMg, $P_{rot} = 0.4755$ d; North et al. 1988). The detection of one system with $P_{orb} = 1.635$ d further complicates the problem, even though it remains an exceptional case as yet.

The shorter P_{circ} value can be explained by the following effects:

- Ap stars are younger on average than G dwarfs, leaving less time for circularization
- Ap stars have essentially radiative envelopes, on which tidal effects are less efficient: the circularization time increases much faster with the relative radius than for stars with convective envelopes: $t_{circ} \propto (a/R)^{21/2}$ instead of $t_{circ} \propto (a/R)^8$ (see e.g. Zahn 1977), a being the semi-major axis of the relative orbit and R the stellar radius.
- Therefore, it is essentially the secondary component which is responsible for the circularization of systems hosting an Ap star. Its radius being smaller than that of the Ap star, the circularization time is longer. Thus $= P_{circ}$ is shorter in these systems than in those hosting G dwarfs.

Our results confirm those of GFH85. Many stars of the literature have imprecise orbital elements, making a detailed analysis difficult. We have not enough CORAVEL orbits of Ap stars yet to make a more precise statistics.

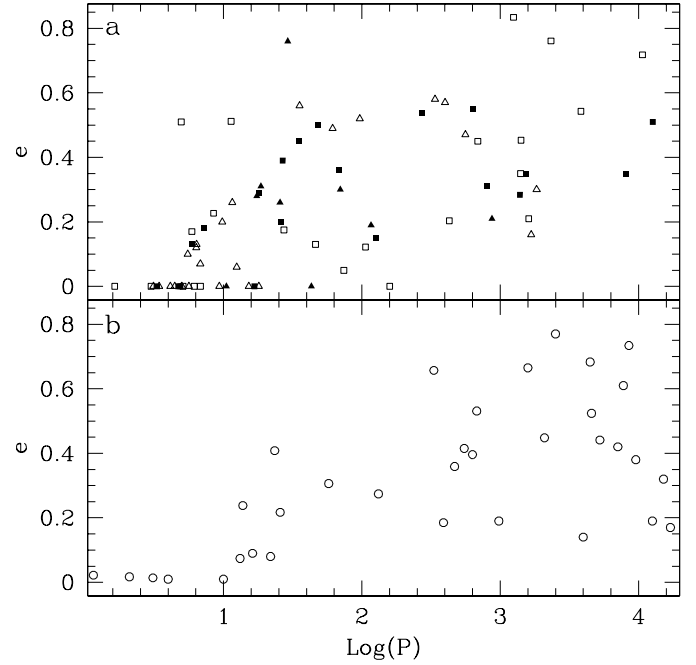


Fig. 8. a: Diagram eccentricity versus period (in days) for the 78 Ap stars. The symbols are according to the type of Ap: \triangle HgMn, \blacktriangle He weak, \square SrCrEu, \blacksquare Si. **b:** Diagram eccentricity versus period (in days) for G dwarf stars (Duquennoy & Mayor 1991).

5.3. Mass function

The mass function contains the unknown orbital inclination i . Therefore, neither the individual masses nor the mass ratio can be calculated from it. However the orbital inclination of Ap stars can be assumed to be randomly oriented on the sky. Thus, we can compare the observed cumulative distribution of the mass functions (for our 74 stars) with a simulated distribution (see Fig. 9), where we assume random orbit orientations. We approximated the observed relative distribution of Ap masses (North 1993) by the function given below, then multiplied it by Salpeter's law ($\mathcal{M}^{-2.35}$) in order to obtain the simulated distribution of the primary masses f_{Ap} :

$$f_{Ap} = [0.3623 + 0.8764 \cdot \mathcal{M} + 8.481 \cdot e^{-(\mathcal{M}-3.5)^2}] \cdot \mathcal{M}^{-2.35} \quad (9)$$

with a minimum mass of $1.5 M_\odot$ and a maximum mass of $7 M_\odot$.

In order to check the simulated distribution of masses of primaries, we estimated directly the masses of 60 primaries in systems having Geneva and *uvby* photometric measurements, as well as Hipparcos parallaxes. The estimation was done by interpolation through the evolutionary tracks of Schaller et al. (1992), using the method described by North (1998). The mass estimate was complicated by the binary nature of the stars under study. In the case of SB2 systems, the V magnitude was increased by up to 0.75, depending on the luminosity ratio, and the adopted effective temperature was either the photometric value or a published spectroscopic value. In the case of

SB1 systems, only a fixed, statistical correction $\Delta V = 0.2$ was brought to the V magnitude, following North et al. (1997), which is valid for a magnitude difference of 1.7 between the components. The effective temperatures corresponding to the observed colours were increased by 3.5%, to take into account a cooler companion with the same magnitude difference (assuming both companions are on the main sequence). In general T_{eff} was obtained from Geneva photometry, using the reddening-free X and Y parameters for stars hotter than about 9700 K and the dereddened (B2-G) index for cooler stars. The recipe used is described by North (1998). Existing $uvby\beta$ photometry was used to check the validity of the T_{eff} estimates and the $E(b - y)$ colour excess was used to estimate roughly the visual absorption through the relation $A_V = 4.3E(b - y)$. The latter may be underestimated in some cases because the $b - y$ index of Ap stars is bluer than that of normal stars with same effective temperature, but only exceptionally by more than about 0.1 magnitude. Reddening maps by Lucke (1978) were used for consistency checks.

The resulting distribution of masses is represented, with an appropriate scaling, on Fig 9a, together with the simulated distribution of primary masses. The agreement is reasonably good, justifying the expression used above for the distribution of primary masses.

For the distribution of secondary masses, we use the distribution of Duquennoy & Mayor (1991) for the mass ratio $q = \frac{M_2}{M_1}$ of nearby G-dwarfs. We assume that the companions of the Ap stars are normal. The distribution of the mass ratio is a gaussian:

$$\xi(q) \propto e^{-\frac{(q-\mu)^2}{2\sigma_q^2}} \quad (10)$$

with $\mu = 0.23$ and $\sigma_q = 0.42$. Knowing the mass of the primary and the mass ratio, we can determine the mass of the secondary. We assume a minimal companion mass of $0.08M_{\odot}$. Using the test of Kolmogorov-Smirnov (Breiman 1973), we find a confidence-level for the observed and simulated cumulative distributions of 92%. After elimination of the He-strong and He-weak stars, the KS test gives a confidence-level of 98%. In other words, there is only a 2% probability that the observed distribution differs from the simulated one. This indicates that spectroscopic binaries with an Ap primary have the same distribution of mass ratios as binaries with normal components (Duquennoy & Mayor 1991).

5.4. Percentage of cool Ap stars as members of spectroscopic binary systems

The sample used for estimating the binary percentage among cool Ap stars is only composed of the CORAVEL programme Ap stars described in the observation section, namely 119 stars. Including the stars HD 59435, HD 81009 and HD 137909 which have been published elsewhere and are not in Tables 1 and 2, the total number of programme stars is 122. However, 6 of them have only one measurement, so they are not relevant here; in addition,

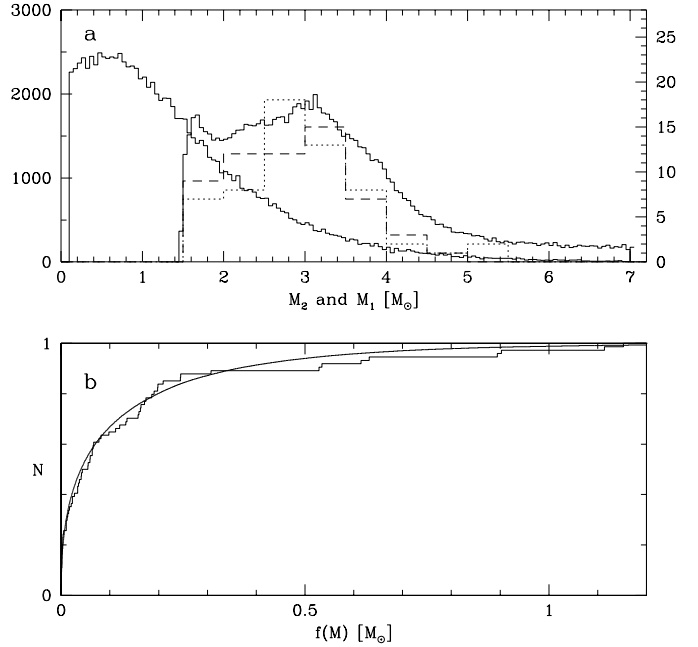


Fig. 9. a. Distributions of the masses of the secondary (left) and of the primary (right) used in simulation (100000 dots). The dotted and dashed lines represent the distributions of the primary masses of 60 stars of the sample respectively with and without applying the Lutz-Kelker correction (1973). **b.** Observed and simulated cumulative distribution of the mass functions (including the He-weak and He-strong stars).

about 3 stars have very large errors on their RV values ($\sigma > 3 \text{ km s}^{-1}$), so they are not reliable. Thus there are 113 objects on which statistics can be done. We chose, as variability criterion, the probability $P(\chi^2)$ that the variations of velocity are only due to the internal dispersion. A star will be considered as double or intrinsically variable if $P(\chi^2)$ is less than 0.01 (Duquennoy & Mayor 1991). However, this test can not say anything about the nature of the variability.

For fast rotators, it is difficult to know whether the observed dispersion is just due to spots or betrays an orbital motion. Among the sample, 34 stars are assumed to be binaries, namely 30 %. Nevertheless, this figure has to be corrected for detection biases; we have attempted to estimate the rate of detection through a simulation. For this, a sample of 1000 double stars was created. The mass distributions explained above are used again. The orbital elements T_o , ω and i are selected from uniform distributions, while the eccentricity is fixed to zero for period less than 8 days and is distributed following a gaussian with a mean equal to 0.31 and $\sigma = 0.04$ (cases with negative eccentricity were dropped and replaced) for periods less than 1000 days and larger than 8 days, and following a distribution $f(e) = 2e$ for longer periods. The period is distributed according to a gaussian distribution with a mean equal to $\overline{\log(P)} = 4.8$ and $\sigma_{\log(P)} = 2.3$ (Duquennoy & Mayor 1991), where P is given in days. A cutoff at 2 and 5000

days was imposed. In a second step, the radial velocities of the created sample are computed at the epochs of observation of the real programme stars and with the real errors. Finally the $P(\chi^2)$ value of each star is computed. We obtain a simulated detection rate of 69 %.

After correction, we find a rate of binaries among Ap stars of about 43 % in excellent agreement with the one determined by GFH85 for the cool Ap stars of 44 %. Our sample is however more homogeneous and reliable.

6. Conclusion

We have determined a dozen of new spectroscopic orbits of Ap stars. Moreover, as shown in the Appendix, we have confirmed the 273-day period of HD 9996 and found a new value for the period of HD 216533 ($P = 1414.73$ days) in complete disagreement with the old values (16 days). We have computed the mass of both components of the Ap star 53 Cam, thanks to our homogeneous radial velocities which could be combined with the published speckle orbit. We have also shown that no significant apsidal motion has occurred in the HD 98088 system for the last 40 years.

The main result of this study is that statistically, the orbital parameters of Ap stars do not differ from those of normal stars, except for an almost complete lack of orbital periods shorter than 3 days. This cut-off is accompanied by a parallel lack of circular and low eccentricity orbits, the latter being due to the former. But in spite of this general rule, there is the interesting exception of HD 200405, an SB1 system with $P_{\text{rot}} = 1.6$ days. This system would merit further investigation.

It is important to mention that the anomalous eccentricity distribution found by GFH85 is certainly not an independant fact, but is tightly linked with the lack of orbital periods shorter than 3 days. So short periods always correspond to circular orbits; therefore, removing them will result in an apparent excess of high eccentricities. There is nothing abnormal about the orbital parameters of binary systems hosting an Ap star, except for the lack of short periods.

The distribution of the mass ratios of Ap binaries is found to be compatible with the mass ratios of normal binaries with smaller masses (G-dwarfs). However, the sample of Ap stars with well-determined orbits is not sufficient to explore possible differences between the distributions of orbital parameters of each of the four categories of Ap stars on the one hand, and of the normal stars on the other hand.

Appendix A: Results for individual systems

A.1. HD 5550 (= BD +65° 115 = Renson 1470)

This star had originally not been included in the CORAVEL sample because its photometric effective temperature exceeds 10000 K. On the other hand, it was included in the sample measured with ELODIE for the survey of surface magnetic fields, which allowed us to discover

its SB2 nature. The CORAVEL data show that it is a short period binary, and allow us to obtain the orbital parameters. The SB2 nature of this star is not visible with the CORAVEL instrument while it is clear with ELODIE. In addition to the better resolution of ELODIE, this might be due to the fact that CORAVEL covers only the blue wavelength range, while ELODIE is rather sensitive to the red. The star visible with CORAVEL is the less massive one (see Fig. A.1), so if significantly redder, the invisible companion could only be a red giant. This is forbidden by the short orbital period: the shortest orbital period for systems hosting a red giant is about 40 days (Mermilliod, private communication). Therefore, the more massive component must be also the hotter one, and its visibility with ELODIE is probably linked with the mask used for the correlation, which had been specifically defined for Ap stars, while the CORAVEL mask was designed from the spectrum of Arcturus. This raises the interesting possibility that both companions might be Ap stars (or possibly Am), since otherwise their metallicity would not have been sufficient to yield correlation dips. Another favorable circumstance is the rather low inclination of the system, since for an assumed mass $M_1 = 2.5 M_{\odot}$ (for the most massive component), the inclination $i = 20.5^\circ$ only, so that the projected rotational velocity is only 35 percent of the equatorial value. The CORAVEL data then do not allow to obtain the radial-velocity curve of the primary; on the other hand, they yield the systemic velocity which, together with the two ELODIE spectra, allow a fairly good estimate of the mass ratio (see Table A.4).

This star is remarkable, because it is only the fifth SB2 system known among magnetic Ap stars, after HD 55719 (Bonsack 1976), HD 98088 (Abt et al. 1968, Wolff 1974), HD 59435 (Wade et al. 1996) and HD 174016-7 (Ginestet et al. 1999); HD 59435 had also been studied in the course of this survey, while a sixth case (HD 22128, see below) was discovered with ELODIE. Although HgMn stars are frequently seen in SB2 systems, this is exceptional among Si and SrCrEu stars.

A.2. HD 9996 (= BD +44° 341 = Renson 2470)

The duplicity of this B9 CrEuSi (Osawa 1965) star has first been detected by Preston & Wolff (1970) who found an orbital period of 273 days. They did not attempt to determine the orbital elements because of the poverty of the data. Scholz (1978) tried to determine the orbital elements, but the shape of the velocity curve in the vicinity of the maximum remained ill-defined. The 43 CORAVEL measurements (Table 1) confirm the 273-day period (see Fig. A.1). Thanks to the precision and homogeneity of the data, our velocity curve is more precise than the one based on the data gathered by Preston & Wolff (1970) and Scholz (1978), so that a satisfactory determination of the orbital elements is possible.

The rather large rms scatter of the residuals (1.24 km s^{-1}) is due to the small depth of the correlation dip

(3 percent). Rotation is not important, the $v \sin i$ value of the visible component is very small ($< 2 \text{ km s}^{-1}$, see Tables 2 and A.7) and has no effect on the correlation-peak width; this is confirmed by the very long rotational period of the primary (~ 21 years, Rice 1988), so that even highly contrasted abundance spots could not distort the radial-velocity curve.

A.3. HD 12288 (= BD +68° 144 = Renson 3130)

This star was classified A2 CrSi by Osawa (1965). Its rotational period, known from its magnetic variability, is 34.79 days (Mathys et al. 1997). Thirty-one observations were obtained over an interval of 5949 days (Table 1), which represents about 4 orbital periods ($P_{orb} = 1547 \text{ d}$). The radial-velocity curve is shown in Fig. A.1. The projected rotational velocity estimated from the width of the autocorrelation dip is moderate but significant (Tables 2, A.7), but should not be considered as reliable because the effect of the magnetic field is not taken into account in this estimate. Since the Zeeman effect will always widen the dip, the $v \sin i$ values listed in Table 2 and A.7 must be considered as upper limits to the true projected rotational velocity. If considered with this caution in mind, they are very useful.

A.4. HD 22128 (= BD -07° 624 = Renson 5560)

This A7 SrEuMn star (Renson 1991) was found to be an SB2 system during the survey for magnetic fields carried out with ELODIE. We do not have Geneva photometry for that star, but only Strömgren photometry³ given by Olsen (1983, 1994). The average physical parameters obtained from the uvby β values compiled by Mermilliod et al. (1997) (assuming both components are identical) and using the calibration of Moon & Dworetzky (1985) are listed in Table A.6. From the physical parameters we obtain a typical mass $\mathcal{M} = 1.99 \pm 0.17 \mathcal{M}_{\odot}$, according to the models of Schaller et al. (1992). The inclination angle i may be estimated close to 48° .

Notice, on Fig. A.1, that the radial-velocity curve is very close to a circular orbit ($e = 0.0145 \pm 0.0116$). Therefore, the test of Lucy & Sweeney (1971) was applied in order to see whether this small eccentricity is significant or not. The probability p is equal to 0.69 in our case, which is much greater than the limit of 0.05 determined by Lucy & Sweeney. Thus this eccentricity of 0.0145 is not significant and is fixed to zero.

A.5. HD 40711 (= BD +10° 973 = Renson 10880)

Bidelman & McConnell (1973) classified this object Ap SrCrEu. Geneva photometry clearly confirms the peculiarity with $\Delta(V1 - G) = 0.020$ (the photometric data in the GENEVA system are collected in the General Catalogue – Rufener 1988 – and its up-to-date database – Burki 2002).

³ $V = 7.595$, $b - y = 0.228$, $m_1 = 0.220$, $c_1 = 0.672$

The radial velocities are represented on Figure A.1. The periastron was observed again only recently, which allowed a precise estimate of the orbital period. The eccentricity is high and relatively well defined, though the exact shape of the RV curve in the vicinity of the periastron remains unknown because of the 7-weeks gap in the observations. The depth of the dip varies, while its width only shows rather marginal changes.

A.6. HD 54908 (= BD -01° 1579 = Renson 15000)

HD 54908 is a poorly studied Ap star classified A0 Si by Bidelman & McConnell (1973). In spite of a large $v \sin i = 53.6 \pm 5.34 \text{ km s}^{-1}$, the variation of the radial velocity is too large to be caused by spots and rotation ($K = 27.47 \pm 1.14 \text{ km s}^{-1}$). However we can see the effect of a large rotational velocity on the scatter of the residuals. The twenty-one observations were obtained over an interval of 4084 days. The shape of the radial-velocity curve (Fig. A.1) is not very well defined in the vicinity of the minimum, but the period of 17.92 days is quite well determined.

A.7. HD 56495 (= BD -07° 1851 = Renson 15430)

This star was classified A3p Sr by Bertaud (1959), which motivated its inclusion in our sample, but Bertaud & Floquet (1967) classified it A2-F2 (Am). Its classification remains ambiguous, and it would be interesting to know its Δa index in Maitzen's (1976) photometry. Its peculiarity index in Geneva photometry is $\Delta(V1 - G) = -0.006$ only, which is typical of normal stars, but the efficiency of this index is known to be low for such cool Ap stars. This is an excentric SB2 system, whose inclination angle i remains unknown. We secured 60 points (Fig. A.1) and obtained the orbital elements listed in Table A.4.

A rough estimate of the inclination angle i and of the masses of the components can be done using uvby β photometry⁴ and the calibration by Moon & Dworetzky (1985). The physical parameters obtained are listed in Table A.6. Combining these results with the models of Schaller et al. (1992), one finds an approximate mass $\mathcal{M} = 1.80 \pm 0.09 \mathcal{M}_{\odot}$ and an inclination i close to 75° .

A.8. HD 65339 (= 53 Cam = BD +60° 1105 = Renson 17910)

53 CAM is a very well studied A3 SrEuCr star (Osawa 1965). It is known as a binary by both spectroscopy and speckle interferometry. The speckle orbit was published by Hartkopf et al. (1996) and a radial-velocity curve was published by Scholz & Lehmann (1988). Combining our 46 measurements (Table 1) with those published by Scholz & Lehmann (1988), we determine the orbital parameters listed in Table A.4. The scatter of the residuals of Scholz's measurements are similar to those of CORAVEL

⁴ $V = 7.68$, $b - y = 0.194$, $m_1 = 0.214$, $c_1 = 0.679$, $\beta = 2.739$, by Cameron (1966)

Table A.4. Orbital parameters of the binaries. For each component, the second line gives the estimated standard deviations of the parameters.

Star name	P (days)	T_0 (HJD −2400000)	e	V_0 (km s ^{−1})	ω_1 (°)	$K_{1,2}$ (km s ^{−1})	$\mathcal{M}_{1,2} \sin^3 i$ $f_1(\mathcal{M})$	$a_{1,2} \sin i$ (10 ⁶ km)	N	(O−C) (km s ^{−1})
HD 5550	6.82054	50988.70	0.00	−11.70	−	24.60	0.1081	2.307	2	1.13
	0.00020	0.011	fixed	0.28	−	0.82	0.0045	0.077		
					−	38.43	0.0692	3.605	22	
HD 9996	272.88	44492.34	0.532	0.97	20.17	11.12	0.0237	35.34	43	1.33
	0.20	2.24	0.023	0.22	3.35	0.29	0.0022	1.11		
HD 12288	1546.99	44480.5	0.337	−53.15	120.84	9.01	0.0982	180.5	31	0.84
	7.29	15.8	0.024	0.16	5.49	0.26	0.0089	5.5		
HD 22128	5.085564	50116.7656	0.00	15.30	−	68.40	0.786	4.784	20	1.25
	0.000070	0.0043	fixed	0.21	−	0.37	0.012	0.026		
					−	73.69	0.729	5.153	18	
HD 40711	1245.6	49591.7	0.834	−11.69	314.3	7.88	0.0106	74.5	31	0.51
	4.4	6.3	0.013	0.12	2.1	0.46	0.0022	5.1		
HD 54908	17.9233	46469.96	0.286	−0.15	213.45	27.09	0.0326	6.40	21	2.58
	0.0017	0.36	0.034	0.61	6.47	1.19	0.0044	0.29		
HD 56495	27.37995	48978.40	0.1651	−7.57	224.7	44.30	1.641	16.45	32	2.45
	0.00080	0.23	0.0097	0.35	3.2	0.74	0.055	0.27		
					44.7	57.75	1.259	21.44	28	
HD 65339 (RV only)	2422.04	27723.6	0.718	−2.10	5.22	12.08	0.149	280.0	181	1.72
	2.42	14.3	0.012	0.14	1.64	0.45	0.019	11.7		
HD 73709	7.220263	49996.5352	0.00	36.51	−	30.84	0.02200	3.062	45	0.89
	0.000017	0.0093	fixed	0.13	−	0.19	0.00041	0.019		
HD 98088	5.905111	34401.387	0.1796	−8.45	314.46	73.29	1.733	5.854	88	2.34
	0.000004	0.023	0.0039	0.23	1.44	0.36	0.030	0.029		
					134.46	99.46	1.277	7.940	19	
HD 105680	70.0795	45991.19	0.3798	−5.13	192.6	30.75	0.1676	27.42	42	0.76
	0.0087	0.38	0.0055	0.13	1.1	0.20	0.0034	0.19		
HD 138426	11.34474	48690.398	0.512	−14.63	121.37	44.02	0.0636	5.90	20	2.04
	0.00029	0.052	0.020	0.52	2.81	1.46	0.0068	0.21		
HD 184471	429.17	46857.06	0.2017	−26.16	86.99	15.59	0.1585	90.09	36	0.51
	0.42	3.01	0.0081	0.12	2.81	0.15	0.0045	0.86		
HD 188854	8.480322	46394.223	0.2262	−29.61	23.84	41.76	0.05926	4.743	34	0.40
	0.000025	0.014	0.0024	0.07	0.64	0.10	0.00045	0.012		
HD 200405	1.635255	46999.9766	0.00	−0.974	0.00	8.44	0.0001021	0.190	34	0.63
	0.000006	0.0058	fixed	0.12	fixed	0.18	0.0000064	0.004		
HD 216533	1413.1	43752.5	0.437	−4.05	182.8	5.04	0.0137	88.1	48	0.71
	4.6	17.4	0.026	0.11	4.9	0.22	0.0019	4.0		

observations alone, which appears surprising at first sight. Examining the depth and width of the correlation dip as a function of the *rotational* phase ($P = 8.0267$ days), one clearly sees a significant variation of both quantities (see Fig. 4). The residuals around the fitted RV curve also show a variation, which is related, therefore, to the spots associated with a non-negligible $v \sin i$. 53 Cam is then a nice example of an object displaying two variations simultaneously, one due to rotation (with an amplitude of up

to 7 km s^{−1} peak-to-peak) and the other due to a binary companion.

Thanks to a code made available by T. Forveille and developed in Grenoble, we have fitted *simultaneously* the radial velocities, the speckle measurements and the Hipparcos parallax ($\pi = 10.16 \pm 0.77$), leaving not only K_1 but also K_2 as an adjustable parameter in spite of the lack of RV data for the companion. The speckle measurements retained for the fit are given in Table A.8, while

Table A.5. Orbital parameters of HD 191654, assuming that the RV variations of this star is caused by orbital motion rather than by rotating abundance patches on its surface.

Star name	P (days)	T_o (HJD −2400000)	e	V_o (km s ^{−1})	ω_1 (°)	$K_{1,2}$ (km s ^{−1})	$\mathcal{M}_{1,2} \sin^3 i$ $f_1(\mathcal{M})$	$a_{1,2} \sin i$ 10 ⁶ km	N	(O−C) km s ^{−1}
HD 191654	2121.	48692.	0.48	−15.72	88.	2.11	0.00140	54.0	27	0.91
	27.	50.	0.10	0.23	17.	0.24	0.00055	7.1		

Table A.6. Physical parameters of HD 22128 and HD 56495 according to their colours in the uvby β or Geneva photometric system.

Star	Photometry	$T_{\text{eff}}[K]$	$\log g$ [cgs]	[M/H]	$\log(L/L_\odot)$	R/R_\odot	M_v	M_{bol}	Δm_0
HD 22128	uvby β	6900	3.65	0.57	0.95	2.10	2.29	2.26	−0.052
HD 56495	uvby β	7179	4.00	0.42	0.77	1.58	2.77	2.72	−0.032
	Geneva	7044 ± 56	4.26 ± 0.09	0.26 ± 0.08					

Table A.7. Physical parameters of the binaries according to their colours in the Geneva photometric system (or in the uvby β system for HD 22128); in the case of HD 5550, we have adopted the T_{eff} value estimated from the H α profile observed with ELODIE near conjunction. The reddenings E(B2−G) labeled with an asterisk are determined using the maps of Lucke (1978). $v \sin i$ is obtained by a calibration of the CORAVEL correlation-dip width (Benz & Mayor 1984). The resulting $v \sin i$ is slightly less reliable than for F and cooler stars which were used for the calibration, because their effective temperature is larger and the corresponding dependance has to be extrapolated. However, the main source of uncertainty is due to disregarding the magnetic field, which implies an overestimate of $v \sin i$. The longitudinal magnetic field is taken from Babcock (1958) or more recent references. * Value given by Debernardi et al. (2000)

HD	$v \sin i$ upper limits (km s ^{−1})	m_V	H_z (KG)	T_{eff} (° K)	$E(B2 - G)$
5550	6.5 ± 1.3	5.967	-	11000	0.046
9996	2.0	6.379	−1.2 to 0.3	9700	0.017
12288	12.5 ± 0.4	7.748	−1.2 to −0.2	9378	0.175
22128A	15.9 ± 0.3	7.595	-	7000	0*
22128B	16.3 ± 0.7	-	-	-	-
40711	2.0	8.581	-	9328	0.192*
54908	55.2 ± 5.5	7.968	-	7483	0.031
56495A	25.3 ± 2.5	7.654	0.21 to 0.57	7044	0*
56495B	12.5 ± 2.1	7.654	-	-	-
65339	19.4 ± 0.6	6.031	−5.4 to 4.2	8250	0.012
73709	17.3 ± 0.3*	7.687	-	7831	0*
98088A	21.1 ± 2.1	6.42	0.48 to 0.94	8043	0*
98088B	15.8 ± 1.9	7.62	-	7532	0*
105680	14.1 ± 0.2	8.060	-	7154	0*
138426	2.0	8.546	-	8694	0.142
184471	2.0	8.980	-	8114	0.116
188854	9.3 ± 0.2	7.634	-	7005	0.069*
200405	9.6 ± 0.4	8.908	-	9624	0.101
216533	5.7 ± 0.3	7.907	−0.7 to 0.1	9000	0.120

Table A.9. Orbital parameters of HD 65339 obtained with a simultaneous fit on the RV, speckle and parallax data.

Star name	P (days)	T_o (HJD −2400000)	e	V_o (km s ^{−1})	Ω_1 (°)	ω_1 (°)	i (°)	$K_{1,2}$ (km s ^{−1})	$\mathcal{M}_{1,2}$ (\mathcal{M}_\odot)	$a_{1,2}$ (10 ⁶ km)	π (mas)
HD 65339 (RV +speckle)	2418.9	27738.8	0.742	−1.94	116.80	7.30	134.3	12.33	1.49	275.1	10.2
	2.41	15.6	0.013	0.13	1.31	1.37	4.4	0.41	0.66		1.0
								12.13 3.25	1.52 0.33	270.5	

Table A.8. Speckle observations of HD 65339 used for the simultaneous fit on the *RV*, speckle and parallax data. Since the errors are not given by the authors, an error of 0.01 arcsec and of 2° has been assumed on the separation and position angle respectively.

Epoch (frac. year)	ρ (arcsec)	θ ($^\circ$)	Source
1980.1561	0.044	336.4	McAlister et al. 1983
1984.0526	0.093	299.6	McAlister et al. 1987
1984.8463	0.091	307.3	Balega ² 1987
1985.1830	0.091	306.3	Balega ² 1987
1985.1858	0.088	308.7	Balega ² 1987
1986.7039	0.045	328.6	Balega et al. 1989
1986.8894	0.0339	332.44	Hartkopf et al. 1996
1989.2267	0.063	283.1	McAlister et al. 1990
1990.2755	0.089	293.1	Hartkopf et al. 1992
1991.3265	0.086	303.8	Hartkopf et al. 1994
1991.8943	0.085	306.7	Hartkopf et al. 1994
1992.3124	0.080	310.7	Hartkopf et al. 1994

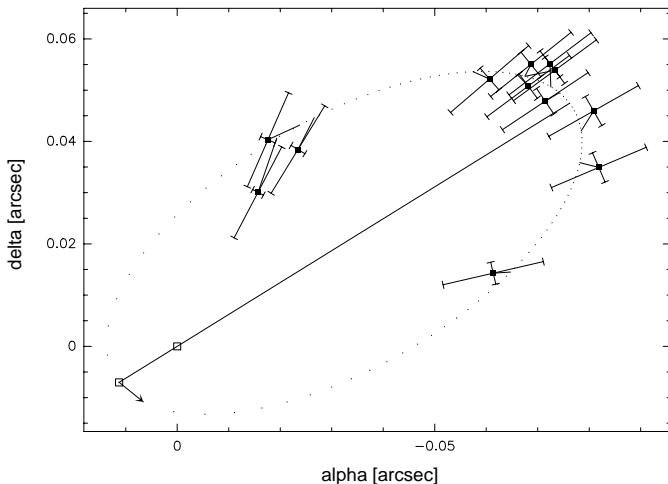


Fig. A.3. Orbit of the system HD 65339 projected on the sky, as fitted to both radial velocities and speckle measurements simultaneously. The axes are labeled in arcseconds. The error bars have been chosen in an arbitrary way because they are not given by the authors.

the results are shown in Table A.9. The “visual” orbit is shown in Fig. A.3.

This is the first time that such a solution is attempted for this system. The results are surprising, in that both companions appear to have the same mass, contrary to what Scholz & Lehman (1988) had found ($2.5 M_\odot$ and $1.6 M_\odot$ for the primary and the secondary respectively) by combining the separate *RV* and speckle orbits (they used a photometric mass for the primary, since there was no good parallax value at the time). On the other hand, they are compatible with the small Δm required for speckle observations. They also differ from the mass estimate done by Martin & Mignard (1998) on the basis of Hipparcos results, which has a large error, however. The uncertainty is very large and could be substantially

reduced if the spectrum of the secondary could be observed. We could not see it on our ELODIE spectra, but this is not surprising since they were taken when both companions had almost the same radial velocity.

A.9. HD 73709 (= BD +20° 2165 = Renson 20510 = Praesepe KW 279)

HD 73709 was classified A2-A5-F0 (Am) by Gray & Garrison (1989), but was found photometrically Ap by Maitzen & Pavlovski (1987) according to the Δa index ($\Delta a = 0.018$). The Geneva peculiarity index gives an ambiguous answer: $\Delta(V1 - G) = 0.001$ is a few thousands of magnitude larger than the average of normal stars, but is not conspicuous. It has been put lately in our programme because of its photometric peculiarity, first for magnetic field measurements, second for radial-velocity monitoring.

Two ELODIE data were taken in the course of the survey for magnetic fields, while a third one has kindly been obtained for us by Mr. Dominique Naef (Geneva Observatory) during a planet-search programme.

HD 73709 is extremely interesting because of its reliable Am classification and positive Δa : it was generally accepted that Am stars never show enhanced Δa values (Maitzen 1976, Maitzen et al. 1998) which are characteristic of magnetic Ap stars only. Conversely, large-scale magnetic fields are generally not found in Am stars, with the probable exception of the hot Am star *o* Peg (Mathys 1988, Mathys & Lanz 1990). The three spectra taken with the ELODIE spectrograph consistently show a surface magnetic field of about 7.5 kG which seems very significant, in spite of a relatively large projected rotational velocity $v \sin i = 16 \text{ km s}^{-1}$ (Babel & North, in preparation).

The orbit of this star was published by Debernardi et al. (2000). However, we have 12 additional data, so we have redetermined the orbit using both published and new data (note that the data published by Debernardi et al. have not been put into the ELODIE RV system (Udry et al. 1999), so that the RV values used here are very slightly different from those published by these authors). The orbit is slightly improved.

A.10. HD 98088A (= BD -6° 3344A = Renson 28310)

This is a well-known SB2 binary hosting a magnetic Ap star of the type SrCr according to Osawa (1965). Its binary nature has been discovered by Abt (1953), who saw it only as an SB1, and the complete orbital solution of the SB2 system was given by Abt et al. (1968). These authors have shown that the spectral variations have the same period as the orbital one and that the system must, therefore, be synchronized. According to them, the spectral type of the primary is A3Vp while that of the secondary is A8V. In spite of the binary nature of this star, the Geneva photometric system “sees” its peculiarity, with $\Delta(V1 - G) = 0.013$, and Maitzen’s (1976) photometry is

even more efficient, with $\Delta a = 0.035$. Therefore, the primary is a rather extreme Ap star.

A very interesting feature of HD 98088 is that, in spite of its relatively short orbital period, it has a significant eccentricity, so that one may expect an apsidal motion to take place. According to Wolff (1974), only marginal evidence for such a motion could be found over a time base of 20 years, and new observations should be done 20 to 30 years later to settle the question, the expected period of the apsidal motion being 500 to 700 years. Because of this expectation, we reobserved the system with CORAVEL in the spring of 1998. Bad weather prevented us to obtain a dense coverage of all phases, but 17 observations of the primary and 8 of the secondary could be done. The period could be refined to

$$P = 5.905111 \pm 0.000004 \text{ days} \quad (\text{A.1})$$

The ω angle has not changed in a significant way since about 30 years, since we find $\omega_1 = 314.25 \pm 3.66^\circ$, while the combined literature data for the epochs 1953-1973 give $\omega_1 = 314.41 \pm 1.09^\circ$ according to Wolff (1974). We verified this result with our code, which gives practically the same value but a larger uncertainty ($\omega_1 = 314.47 \pm 1.60^\circ$, for the primary RV curve alone). If the period of the apsidal motion was 700 years as suggested by Wolff (1974), then the argument of the periastron should have changed by 18° in 35 years, so we should have found $\omega_1 \sim 332.5^\circ$. This is five σ away from our result, so we conclude that the apsidal motion can only be much slower, with a period probably longer than a millenium. If one imposes $\omega_1 = 332.5^\circ$, the fit of the CORAVEL observations is clearly worse, with an rms scatter of the residuals of 3.83 km s^{-1} instead of 2.74 km s^{-1} (for both components); the difference is more visible on the RV curve of the primary ($\sigma_{\text{res}} = 3.89 \text{ km s}^{-1}$ instead of 2.35). Combining all published data with the CORAVEL ones, and after a correction $\Delta RV = -1.14 \text{ km s}^{-1}$ to the latter for a better consistency, we obtain a very good curve with $\omega_1 = 314.46 \pm 1.44^\circ$ (Fig. A.2).

Fortunately, this system has a rather good Hipparcos parallax of $\pi = 7.75 \pm 0.76 \text{ mas}$, so that the radii of its components can be estimated. From the observed apparent magnitude $V_{1+2} = 6.107$ (Rufener 1988) and from the magnitude difference $\Delta V = 1.2$ (Abt et al. 1968) one gets the individual apparent magnitudes $V_1 = 6.42$ and $V_2 = 7.62$ which give the absolute magnitudes $M_{V1} = 0.87$ and $M_{V2} = 2.07$ using the Hipparcos parallax. From the spectral types A3 and A8 proposed by Abt et al. (1968), a first guess of the effective temperatures is given by the calibration of Hauck (1994): $T_{\text{eff1}} = 8275 \text{ K}$ and $T_{\text{eff2}} = 7532 \text{ K}$. Another guess can be done from the $(B2 - G)$ index of Geneva photometry, according to the calibration of Hauck & North (1993): one has first to subtract the typical Geneva colours of the companion (assuming an A8V star) to the observed ones in order to get $(B2 - G)_1 = -0.455$, which corresponds to $T_{\text{eff1}} = 8043 \text{ K}$. Note that $(B2 - G)_1$ is not very sensitive to the assumption made on the companion, since it differs by only 0.023 mag

Table A.10. Physical parameters of both components of the spectroscopic system HD 98088A, inferred from photometric temperatures and Hipparcos parallax.

Parameter	primary	secondary
M_V	0.87	2.07
$\log(T_{\text{eff}})$	3.905 ± 0.016	3.877 ± 0.017
$\log(L/L_\odot)$	1.60 ± 0.09	1.10 ± 0.09
$M (M_\odot)$	2.261 ± 0.093	1.755 ± 0.085
$R (R_\odot)$	3.27 ± 0.43	2.10 ± 0.28
$\log g \text{ (cgs)}$	3.76 ± 0.10	4.04 ± 0.11
$R \sin i = \frac{P v \sin i}{50.6} (R_\odot)$	2.46 ± 0.25	1.84 ± 0.22
$R = R \sin i / \sin(66^\circ)$	2.70 ± 0.27	2.02 ± 0.24
$d \text{ (pc)}$	129 ± 13	

from the observed value $(B2 - G)_{1+2} = -0.432$. Adopting this effective temperature for the primary, an interpolation in the evolutionary tracks of Schaller et al. (1992) for an overall solar metallicity yields the physical parameters listed in Table A.10. It is interesting to notice that the mass ratio obtained in this way is $q = 0.776 \pm 0.049$, which is compatible to better than one sigma with the dynamical mass ratio $q_{\text{dyn}} = 0.737 \pm 0.008$.

Also listed in Table A.10 are the radii estimated from the CORAVEL projected rotational velocities assuming a negligible Zeeman broadening, from the spin period (synchronization makes it equal to the orbital one) and from $i = 66^\circ$. The latter value is obtained from $M_1 \sin^3 i = 1.733 \pm 0.030$ with the mass of the primary interpolated in the evolutionary tracks. It is almost identical with $i = 67^\circ$ proposed by Abt et al. (1968). The radii obtained through the projected rotational velocities are compatible with those obtained from the Hipparcos luminosity and photometric effective temperatures, in the sense that error bars overlap. The agreement is perfect for the secondary, but much less satisfactory for the primary, even though the difference is less than twice the largest sigma. An attempt has been made to impose the dynamical mass ratio $q_{\text{dyn}} = 0.737$ and interpolate in the evolutionary tracks the pair of stars whose magnitude difference is compatible with it. Maintaining the assumption of an A8V companion, we get in this way $\Delta V = 1.54$ and $M_1 = 2.30 \pm .09$, $M_2 = 1.69 \pm .08 M_\odot$, $R_1 = 3.42 \pm 0.45$, $R_2 = 1.86 \pm 0.25 R_\odot$. The magnitude difference appears a bit large compared with the estimate of Abt et al. (1968) and the radius of the primary turns out to be even larger, making the discrepancy more severe compared to the radius estimated from the rotational velocity.

The number of CORAVEL measurements is too small to conclude about the possible variability of the depth and width of the correlation dip of the primary.

A.11. HD 105680 (= BD +23° 2423 = Renson 30570)

This star was listed A3p SrSi? by Bertaud (1959), which motivated its inclusion in the sample, and as A3-F2 by Bertaud & Floquet (1967). The radial-velocity curve is

very well defined (see Fig. A.2). We secured 42 points over an interval of 2966 days. In spite of a relatively large $v \sin i$, the rms scatter of the residuals is small. Unfortunately, the classification remains ambiguous; $\Delta(V1 - G) = 0.004$ suggests a mild peculiarity, but it is not large enough to exclude that it may be an Am star instead of an Ap.

A.12. HD 138426 (= BD -18° 4088 = Renson 39420)

This poorly known star has been classified Ap SrCr(Eu) by Houk & Smith-Moore (1988). Its photometric peculiarity is just significant in the Geneva system ($\Delta(V1 - G) = 0.010$) and it is clearly an SB1 binary with a relatively short period. The $v \sin i$ is very small ($< 2.4 \text{ km s}^{-1}$) and neither the depth nor the width of the correlation dip seems to vary. Figure A.2 shows a phase diagram of the radial velocities. The residual scatter is rather large, but the most discrepant points (at phases 0.48 and 0.56) were observed in the run of March 1997 where technical problems prevented the data to be registered on tape, so that it has not been possible to evaluate their quality.

A.13. HD 184471 (= BD +32° 3471 = Renson 50890)

This star was classified A9 SrCrEu by Bertaud & Floquet (1974). A total of 36 measurements have been made over almost 3500 days (Table 1), which clearly define a 429-day period (see Fig. A.2). The residuals are very small thanks to a small $v \sin i$ ($< 2 \text{ km s}^{-1}$) and a well contrasted dip.

A.14. HD 188854 (= BD +46° 2807 = Renson 52220)

Ap or Am, according to different authors, its spectral type is not well determined. HD 188854 was listed as A7 CrEu by Bertaud & Floquet (1974), but also as A5-F0 (Bertaud & Floquet 1967). No Δa photometry has been published for it, and the Geneva index $\Delta(V1 - G) = -0.002$ does not allow us to conclude, especially as it is among the coolest existing Ap stars. The radial-velocity curve is well determined with a $\sigma(O - C)$ of 0.51 km s^{-1} only (see Fig. A.2).

A.15. HD 200405 (= BD +47° 3256 = Renson 55830)

This A2 SrCr (Osawa 1965) star had already been announced as having the shortest orbital period known among all Bp and Ap stars (North 1994), with a period of only 1.635 days. A survey of the literature has not denied this claim: the few binaries with a period shorter than 3 days in Renson's (1991) catalogue either owe their spectral peculiarity to another physical cause like *in situ* nucleosynthesis (HD 93030, an "OBN" star according to Schönberner et al. 1988 and HD 49798, an O6 He star), or are misclassified (HD 25833, a normal B4V star according to Gimenez & Clausen 1994), or do not have a typical Bp, Ap peculiarity (HD 124425, F7 MgCaSr in Renson's catalogue; HD 159876, F0IIIp in the Hipparcos Input Catalogue but A5-F1 δ Del? in Renson's, and Am,

A7/A9/F3 according to Abt & Morrell 1995); finally, the A2 CrEu star HD 215661B is not a binary: only the A component of this visual system is an Algol-type binary.

HD 200405 is a *bona fide* Ap star also from the photometric point of view: Geneva photometry shows it is peculiar, with $\Delta(V1 - G) = 0.021$, and Maitzen's peculiarity index $\Delta a = 0.038$ on average (Schnell & Maitzen 1995).

The inclination angle i of the orbital plane of HD 200405 must be very small, according to the value of $a_1 \sin i$ and of the mass function (Table A.4), unless the companion is a brown dwarf. The radial-velocity curve is shown in Fig. A.2. The orbit is circular ($e = 0$). This object is especially interesting, since it is exceptional: all other binaries with a magnetic Ap component have orbital periods longer than 3 days. If tidal effects tend to wash out the chemical peculiarity of the components, as suggested by this lower limit, then one has to explain how HD 200405 has been able to remain an Ap star in spite of significantly large tides.

Another way to interpret this radial-velocity curve would be to assume that HD 200405 has a very small, highly contrasted spot with enhanced abundance of iron-peak elements (whose lines are selected by the CORAVEL mask); in such a case, rotation alone might be responsible for a sinusoidal curve, if both the inclination i of the rotational axis and the angle between the rotation and spot axes are such that the spot remains visible during the whole cycle. However, such a situation appears extremely improbable, since one does not see any variation in the intensity of the correlation dip, nor in its width or depth, which should occur because of the varying aspect of the spot. Likewise, the radial velocity of the H_α line measured once with ELODIE is compatible with the CORAVEL RV curve, while one would rather expect it to remain at the "systemic" velocity. Furthermore, the spot hypothesis would imply an *apparent* $v \sin i \approx 0 \text{ km s}^{-1}$ (the radial velocity of every point in the spot being practically the same), while we obtain $v \sin i = 9.5 \pm 0.4$ and $7.9 \pm 0.2 \text{ km s}^{-1}$ using respectively CORAVEL and ELODIE: a small spot could never give rise to such a high value (the effect of the magnetic field has been removed in the ELODIE estimate). Therefore, HD 200405 holds the record of the shortest orbital period known.

A.16. HD 216533 (= BD +58° 2497 = Renson 59810)

This A1 SrCr star (Osawa 1965) was already known as an SB1 system. Floquet (1979) found an orbital period of 16.03 days, using the radial velocity of the Ca II K line.

A total of 48 measurements have been made over almost 6225 days. The 16.03-day period does not fit at all our radial velocities. We find a much longer period $P = 1413$ days (see Figure A.2), which should be considered as more reliable. It seems that Floquet was too confident in her assumption of an homogeneous distribution of ionized calcium on the surface of the star, and that

the RV variation she observed was in fact due to a spot. The rotational period of this star, 17.2 days, is indeed very close to the “orbital” one found by Floquet (1979), although not identical.

Appendix B: Ap stars with incomplete orbital RV curve or with possible intrinsic variability

Most stars presented in this section have a $P(\chi^2) < 0.01$, so they may be binaries; others, with $P(\chi^2) > 0.01$ are also discussed because they are suspected binaries from the literature. Although some of these are obviously double stars, others surely owe their variability to the effect of spots and relatively rapid rotation. These stars should remain under monitoring, not so much to confirm the cause of their variability, which seems clear, but rather to look for any long term variation which would betray the existence of a companion. Although identifying spotted stars may appear problematic at first sight, one sees *a posteriori* that in general CORAVEL yields enough data to disentangle them: first, they always have a significant $v \sin i$, generally above 15 km s^{-1} ; second, their range of variability is relatively small, i.e. typically 10 km s^{-1} and at most 20 km s^{-1} ; third, the timescale of the variation is small and compatible with the rotational period expected from $v \sin i$ and the oblique rotator formula $v \sin i = 50.6 R \sin i / P_{\text{rot}}$. Another way to summarize these criteria is simply to look at the mass function that would result from interpreting the variations as due to a companion: it is always extremely small. In addition, a significant variation of the depth and width of the correlation dip betrays the existence of spots; if these values remain constant, then any RV variation appears more probably due to a companion. In some cases of course, ambiguity will remain. On the other hand, the choice we made of not rejecting spotted stars *a priori* (contrary to what e.g. Abt & Snowden 1973 did) has the advantage of drawing the attention to potentially interesting objects for future Doppler-imaging investigations.

In the following, Ap stars which present a RV variation but for which no orbital solution could be found are presented. Some simply have too long an orbital period for even one cycle to be covered. Others are probably spotted stars and are discussed by examining not only their RV variation, but also the variation of the width and depth of their CORAVEL correlation dip. A few stars with fast rotation and only 2 to 5 measurements are not discussed in spite of their very small $P(\chi^2)$: their correlation dips are so shallow that the internal errors are probably underestimated, so their variability remains uncertain. HD 157740, 216931 and 220825 are in this case.

B.1. HD 2453 (= BD +31° 59 = Renson 560)

This object has been classified Ap SrCrEu by Osawa (1965). It is a rather extreme Ap star, with $\Delta(V1 - G) = 0.038$. The radial velocities are represented as a function

of time in Figure B.1. There are significant variations, but there are not enough data to determine the period.

B.2. HD 18078 (= BD +55° 726 = Renson 4500)

This star was classified Ap SrCrEu by Osawa (1965) and was listed as SrSi? in the compilation of Bertaud (1959). Geneva photometry shows it is an extreme Ap star, with $\Delta(V1 - G) = 0.047$. Figure B.1 shows the radial velocities versus time. Two points are much higher than the others, suggesting a very excentric orbit with a possible period of about 978 days. Interestingly, the Hipparcos parallax of this star is $\pi = 0.51 \pm 1.00 \text{ mas}$, which is surprisingly small: this 8.3 magnitude star is expected to lie at no more than about 300 pc. One might think that the unknown duplicity has biased the astrometric solution, but the latter seems satisfactory since no G or X flag appears in the Hipparcos Catalogue. On the other hand, the parallax listed is only about 2.8σ from the expected one, a non-negligible possibility.

B.3. HD 25163 (= BD -4° 709 = Renson 6400)

This star, classified Ap SrCr by Bidelman & McConnell (1973), does not appear conspicuous in Geneva photometry, since its peculiarity parameter is $\Delta(V1 - G) = -0.006$, the same as for normal stars. It might be a spectroscopic binary, since its radial velocity is variable as shown in Figure B.1, and a marginal secondary dip has been observed once. On the other hand, $v \sin i \leq 20.9 \pm 2.1$ suggests that spots might be the cause of the variation. Since the secondary dip was observed only once and is very shallow, we tend to dismiss it as not significant, and to favour the spot hypothesis. This is an ambiguous case which merits additional data.

B.4. HD 38104 (= BD +49° 1398 = Renson 10240)

This star was classified Ap Cr by both Osawa (1965) and Cowley et al. (1969). It has a moderate photometric peculiarity, with $\Delta(V1 - G) = 0.009$, which is marginally significant. Its projected rotational velocity is relatively fast, $v \sin i \leq 24.4 \pm 2.4$, and the variability timescale is quite short (Fig. B.1). Therefore, spots may cause the RV variation, especially as both the depth and the width of the correlation dip seem variable too.

B.5. HD 42616 (= BD +41° 1392 = Renson 11390)

This star was classified CrSrEu by Osawa (1965) and has a significant photometric peculiarity ($\Delta(V1 - G) = 0.022$). It is a photometric variable, but the only lightcurves published so far are those of Rakosch & Fiedler (1978); their 17.0 days period is not in agreement with our radial velocity data. The small RV variations shown in Figure B.1 are probably due to spots and rotation, though an orbital motion cannot be excluded without additional data.

B.6. HD 47103 (= BD +20° 1508 = Renson 12630)

The strong magnetic field of this SrEu star was discovered by Babel et al. (1995) with a correlation technique applied to ELODIE spectra, and Babel & North (1997) noticed a probable slight RV shift from one year to another. The unique CORAVEL measurement seems to confirm this variability, though additional data would be needed to confirm it.

B.7. HD 49976 (= BD -7° 1592 = Renson 13560)

Osawa (1965) classified this star Ap SrCr. It is photometrically peculiar too, with $\Delta(V1 - G) = 0.025$ and $\Delta a = 0.045$ mag. Its rotational period is $P_{\text{rot}} = 2.976$ days (Pilachowski et al. 1974, Catalano & Leone 1994). There are significant RV variations on a short timescale, as Figure B.1 shows, which are probably due to spots and rotation, especially as it is a known spectroscopic variable (Pilachowski et al. 1974): the depth of the dip is variable, while its width does not seem to vary in a significant way.

B.8. HD 50169 (= BD -1° 1414 = Renson 13700)

This is a classical Ap SrCr star (Osawa (1965) with a 5 kG surface magnetic field (Mathys et al. 1997). The latter authors suspected it of being a long period binary, saying “Between our first and last observations of HD 50169 (4 years apart), its radial velocity has monotonically increased, by about 2 km s^{-1} ”. Although our RV values (shown in Figure B.1) indeed suggest that it is a binary, they are difficult to reconcile with this statement: they suggest a period of roughly 4 years. The mean of 3 RV measurements made by Grenier et al. (1999) is $+6.6 \pm 1.0 \text{ km s}^{-1}$, which seems significantly different from our values. Unfortunately, these authors have not published the individual measurements. On the other hand, 3 individual RV values are listed by Fehrenbach et al. (1997): they range from 34 km s^{-1} on JD 2436525.602 to 23 and 25 km s^{-1} on JD 2436526.603 and JD 2438430.405 respectively. Even though the accuracy of these objective-prism determinations is poor (4 km s^{-1} for an average of 4 measurements), their average value is about 3σ higher than ours. In any case, the RV variation cannot be caused by spots because of the very long rotational period (much longer than 4 years according to Mathys et al. 1997, which is consistent with the lack of photometric variability reported by Adelman et al. 1998).

B.9. HD 52696 (= BD -19° 1651 = Renson 14460)

Bidelman & McConnell (1973) have classified this star as Ap SrEu. Geneva photometry shows a slight, marginally significant $\Delta(V1 - G) = 0.008$. Maitzen’s $\Delta a = 0.023$ mag (Maitzen & Vogt 1983) shows a better sensitivity than $\Delta(V1 - G)$ for cool Ap stars.

The radial velocities are shown in Figure B.1 as a function of time. HD 52696 is a slow rotator ($v \sin i \lesssim 3.6 \pm 1.9$

km s^{-1} according to CORAVEL) and the correlation dip is quite well defined. There is no significant variation of either the depth or the width of the dip. A steady increase of the radial velocity is evident and betrays the presence of a companion on a long-period orbit.

B.10. HD 62140 (= 49 Cam = BD +63° 733 = Renson 17050)

This classical Ap SrEu star (Cowley et al. 1969) has a moderate $v \sin i$ of about 20 km s^{-1} and our CORAVEL data are entirely consistent with our single ELODIE radial velocity. There is no indication of any RV variation nor of any change of depth or width of the correlation dip.

However, Mkrtichian et al. (1997, 1999) have presented observational evidence for a long-term RV variation, which seems to betray the binary nature of this star. Since the variation occurs on a time which is short compared with the time of constant RV , the eccentricity of the orbit must be high, if this is indeed a binary. Figure B.2 shows RV as a function of time for our data as well as for those of Mkrtichian et al. (1997), who also include older data from the literature. If Mkrtichian’s data are right, then the eccentricity must really be very close to one in order to explain such a sudden RV excursion. More data taken at the critical epoch would be interesting, if they exist at all.

B.11. HD 81009A (= HR 3724A = BD -9° 2816A = Renson 22990)

This Ap SrCrEu star (Cowley et al. 1969) is a close visual and speckle binary with a typical separation of 0.1 arcsec and a magnitude difference of about 0.1 (Renson 1991). This explains the rather marginal photometric peculiarity of this star ($\Delta(V1 - G) = 0.006$), since its energy distribution is mixed with that of its normal companion. The orbital period of this system was not well known at the time of the early observations, and since the radial velocity appeared to remain constant between 1980 and 1993, we thought it useless to observe it again. This was a pity, since interesting things precisely began to happen in the last years; thanks to Dr. Gregg Wade, who reminded us of this system, we observed it again in spring 1998 and found that RV had dropped from about 28 to 15 km s^{-1} . We certainly see the Ap component with CORAVEL, the other A star having too few – and probably too broad – lines. Therefore, the system has recently passed through a periastron, and additional data taken with other instruments were used together with the CORAVEL ones by Wade et al. (2000) to constrain the orbit. These authors found an orbital period of 29.3 years and also discuss the rotational period (33.984 days) and magnetic geometry of the Ap component.

B.12. HD 82093 (= BD -16° 2804 = Renson 23340)

Bidelman & McConnell (1973) classified this poorly known star as Ap SrCrEu (F). It is clearly peculiar according to Geneva photometry, with $\Delta(V1 - G) = 0.024$, and also according to Maitzen's photometry, with $\Delta a = 0.041$ (Maitzen & Vogt 1983). In view of the large projected rotational velocity ($v \sin i = 21.4 \pm 2.1 \text{ km s}^{-1}$), short timescale and small amplitude of the RV variation (Fig. B.2), it seems that it cannot be considered as a binary and that spots are causing the variability. The depth of the correlation dip is definitely variable, but its width is only marginally so. A period search on the RV data yields no clear-cut result, since many periods are possible. This is not so surprising, since a RV curve due to spots would be strongly anharmonic. A similar period search has been attempted using the depth of the correlation dip, but here again the results are ambiguous though they do indicate timescales of a few days.

B.13. HD 86170 (= BD -1° 2324 = Renson 24620)

Bidelman (1981) has classified this poorly known star as Ap SrCrEu. Its photometric peculiarity is hardly significant in the Geneva system: $\Delta(V1 - G) = 0.002$; unfortunately, there is no Δa photometry of it. It yields a very sharp correlation dip, so its projected rotational velocity is very small: $v \sin i \lesssim 2 \text{ km s}^{-1}$. On the other hand, there are significant RV variations with a small amplitude (Fig. B.2), which do not seem related with an effect of spots because of the sharpness of the dip, unless the spot is very small and contrasted. The depth of the correlation dip is definitely not variable, while its width might be marginally so. No satisfactory period could be found on the basis of the 21 available data.

B.14. HD 116114 (= BD -17° 3829 = Renson 33530)

Bidelman & McConnell (1973) classified this star as Sr (F), while Houk & Smith-Moore (1988) classified it Ap Sr(EuCr). Since it is very cool, its photometric peculiarity is not large in the Geneva system: $\Delta(V1 - G) = -0.002$. On the other hand, Maitzen's photometry gives $\Delta a = 0.011$, which is just significant.

As seen in Figure B.2, there is clearly a long-term variation of the radial velocities, which is typical of an eccentric binary. The orbital period seems to be about 4000 days, which is very interesting because it contradicts the hypothesis made in the Hipparcos catalogue (ESA 1997) of a 1014-day period. Such a hypothesis can be understood because the passage at the periastron occurred at about JD 2448 400, right in the middle of the Hipparcos mission. The simple (but extremely improbable, even for a period of 1014 days!) hypothesis of a null eccentricity then naturally leads to an underestimate of the period.

There seems to be no conspicuous spot on this star. The apparent $v \sin i = 8.5 \pm 0.3 \text{ km s}^{-1}$ appears significant but moderate, and possibly due entirely to the Zeeman

effect. The depth of the dip might vary slightly, but its width remained constant.

B.15. HD 118022 (= BD +4° 2764 = Renson 34020)

This star, classified Ap SrCr by Osawa (1965), has been the first one where a magnetic field has been detected (Babcock 1947). Its photometric peculiarity is strong in both Geneva ($\Delta(V1 - G) = 0.029$) and Maitzen's (1976) systems ($\Delta a = 0.048$). It does not seem to be a binary, in spite of significant RV variations (Figure B.2): both the width and depth of the correlation dip are strongly variable and the apparent projected rotational velocity is significant. This is a clear example of the effects of spots and rotation.

B.16. HD 137949 (= BD -16° 4093 = Renson 39240)

This star, classified Ap SrCrEu by Osawa (1965), is rapidly oscillating with a period of 8.3 minutes (Kurtz 1982, 1991). The photometric peculiarity is zero in the Geneva system ($\Delta(V1 - G) = -0.006$) but significant in Maitzen's system ($\Delta a = 0.025$, Maitzen 1976; $\Delta a = 0.020$, Maitzen & Vogt 1983). It shows small but significant RV variations (Figure B.2) which seem to be due to spots, since they occur on a rather short timescale and the apparent $v \sin i$ is not negligible; furthermore, there is a significant width variation of the dip, although its depth does not vary.

B.17. HD 142070 (= BD -00° 3026 = Renson 40330)

This Ap SrCrEu star (Bidelman & McConnell 1973) has an average surface magnetic field of 4.9 kG according to Mathys et al. (1997), and was announced as a spectroscopic binary by these authors. They also found a well defined, relatively short rotational period $P_{\text{rot}} = 3.3748 \pm 0.0012$ days, indicating a very small inclination of the rotation axis $i \lesssim 8^\circ$ because of the small $v \sin i$ implied by the sharpness of the lines ($< 5 \text{ km s}^{-1}$). They observed a RV variation of only 2.5 km s^{-1} in about 500 days and concluded that the orbital period must be, therefore, longer than this value. Indeed, our data, plotted in Fig. B.2, point to a period of about 2500 days or longer. Since a whole cycle has probably not been completed yet, the uncertainty on the period remains too large to give reliable orbital elements.

B.18. HD 168796 (= BD +13° 3612 = Renson 47310)

Classified Ap SrCrEu by Osawa (1965), this poorly known star has a very significant photometric peculiarity in the Geneva system ($\Delta(V1 - G) = 0.022$) but has no Δa value. Although its apparent $v \sin i$ is far from negligible, there is no significant sign of spots although the depth of the correlation dip might be slightly variable. Figure B.2 shows

that it is an eccentric binary with a period longer than 5000 days.

B.19. HD 171586A (= BD +4° 3801 = Renson 48090)

Osawa (1965) classified this star Ap SrCr. This peculiarity is confirmed photometrically in the Geneva system ($\Delta(V1 - G) = 0.016$) and in Maitzen's (1976) system ($\Delta a = 0.034$). The few CORAVEL observations, especially the early ones, suggest a marginal variability probably caused by spots and rotation (see Fig. B.3).

B.20. HD 180058 (= BD -11° 4921 = Renson 50000)

Bidelman & McConnel (1973) have classified this star Sr (F). Geneva photometry gives an ambiguous diagnostic of peculiarity ($\Delta(V1 - G) = 0.003$); there is no measurement in Maitzen's system. The few CORAVEL observations shown in Figure B.3 would be compatible with a constant RV , except for one discrepant point. Spots may be responsible for the variability.

B.21. HD 190145 (= BD +67° 1216 = Renson 52790)

This is an ambiguous case, listed SrSi ? in the compilation of Bertaud & Floquet (1974), but also Am. Since $\Delta(V1 - G) = -0.006$, it seems that the Am classification is more probable, although this test is not very compelling. Unfortunately, there is no published Δa value of this star. There seems to be some RV variability, since $P(\chi^2) = 0.004$, but most of it is due to the first two measurements made in September 1985 and more data are obviously needed (see Figure B.3). If it is an Am star, and if the apparent variability is not due to a binary component, then this would be one more single Am star, contradicting the idea that all Am stars are members of binaries. In that case, however, intrinsic variability could only be due to δ Scuti type pulsations, which occur on timescale of hours,

The apparent projected rotational velocity is moderate and the profile of the correlation dip does not vary, making the existence of abundance patches unlikely. This would fit well the Am classification.

B.22. HD 191654 (= BD +15° 4071 = Renson 53420)

Osawa (1965) classified this star Ap SrCr and Geneva photometry nicely confirms its peculiarity with $\Delta(V1 - G) = 0.020$, though with a large uncertainty (Rufener's 1988 photometric weight P is only 1). It is an interesting case because it seems to rotate fairly fast while showing, at first sight, no sign of short-term RV variations expected from the effect of abundance patches. The depth of the correlation dip varies slightly, but not its width. On the other hand, a long-term RV variation seems to be present, which, if confirmed, would betray the presence of a faint companion on an eccentric orbit (see Fig. B.3). However, a short period very close to one day is also possible,

which would then correspond to rotation and spots, not to any binary motion. A period search with Renson's (1978) method yields a possible period at $P_{\text{rot}} = 0.99778$ days, which leads to a reasonable phase diagram. Such a short period would imply a fast equatorial velocity and the star should have a nearly pole-on aspect (an improbable occurrence) to explain the low RV amplitude, if the spot explanation were maintained.

The only existing estimate of the rotation period of this star has been published by Vetö et al. (1980): they found $P_{\text{rot}} = 1.857 \pm 0.010$ days, on the basis of 13 differential photometric u measurements. We have repeated the period search using their published data (after correcting what appears to be a typo error at JD 2444092.373: the magnitude difference is -0.762 , not -0.682) and obtain $P_{\text{rot}} = 1.853$ days with Renson's method, which entirely confirms their result. The radial velocities phased according to the photometric period give only a scatter diagram, even though the photometric period is not far from twice the possible short RV period. Thus the binary hypothesis remains possible (the corresponding orbital elements are listed in Table A.5), though it is intriguing that the standard deviation of the $O - C$ residuals (0.91 km s^{-1}) is smaller than the average error on individual data ($\sim 1.3 \text{ km s}^{-1}$). Additional measurements would be useful to conclude.

B.23. HD 192224 (= BD +40° 4059 = Renson 53580)

This star, classified Ap CrEu by Bertaud (1965) and photometrically peculiar according to the Geneva system ($\Delta(V1 - G) = 0.028$), seems to satisfy all the criteria of a spotted rotator: $v \sin i \leq 22.12 \pm 2.21 \text{ km s}^{-1}$, a RV variability with a small 10 km s^{-1} peak-to-peak amplitude on a timescale of a few days, and a significant variation of the depth of the correlation dip. It has not been possible to find a convincing orbital solution, so it appears probable that this is indeed a single star with abundance patches. The RV data are shown in Fig. B.3.

B.24. HD 196133 (= BD +44° 3505 = Renson 54660)

The peculiarity of this star, classified Ap SiSr by Musielok (1976), is considered doubtful by Renson (1991). Its Geneva peculiarity index $\Delta(V1 - G) = 0.000$ does not help to solve the question, and this star was not measured in Maitzen's photometric system. This is a known spectroscopic binary with $P_{\text{orb}} = 87.687 \text{ d}$, whose elements have been published by Northcott (1948). The CORAVEL data are compared with this published orbit in Fig. B.3: the agreement is very good, so that even the epoch of periastron passage does not need any adjustment.

B.25. HD 196502 (= 73 Dra = BD +74° 872 = Renson 54780)

This star, classified Ap SrCrEu by both Osawa (1965) and Cowley et al. (1969), is a “classical” one; it has a significant photometric peculiarity ($\Delta(V1 - G) = 0.022$, $\Delta a = 0.072$; Maitzen & Seggewiss 1980). The 18 CORAVEL data obtained to date show a constant radial velocity, except for the measurement made in August 1997 (JD 2450668.46, see Fig. B.3). This confirms the suspicion of Preston (1967) who found it slightly variable on long timescale. Preston proposed a period of 551 days, but it does not fit well our data. Although $v \sin i \leq 8.3 \pm 0.3 \text{ km s}^{-1}$ and both the depth and the width of the correlation dip are variable, spots can probably not explain the variability because they would imply a short timescale which is definitely not observed. A companion on a very eccentric orbit with a long period is probably needed to explain the observed variations, part of which (e.g. the difference between the two ELODIE results) might be due to the effect of spots and rotation.

B.26. HD 201601 (= BD +9° 4732 = Renson 56210)

This classical Ap star was classified SrCrEu by Osawa (1965) and has a significant photometric peculiarity, but only in Maitzen’s (1976) system: $\Delta a = 0.011$. Interestingly, we find it perfectly constant while Scholz et al. (1997) found RV to be about 10 km s^{-1} higher than previously from JD 2450353 to JD 2450356. There must have been some problem with the data of Scholz et al., since measurements made by Mkrtichian and coworkers, made with an instrument similar to CORAVEL, confirm our results. The whole question raised by Scholz et al. (1997) is discussed in more details by Mkrtichian et al. (1998).

B.27. HD 206088 (= BD -17° 6340 = Renson 57390)

This star was classified Ap Sr by Bertaud & Floquet (1974), but Am by Osawa (1965). It is not peculiar in the Geneva photometric system ($\Delta(V1 - G) = -0.003$), but it is marginally so in Maitzen’s (1976) system ($\Delta a = +0.008$). Catalano et al. (1998) have found a marginal infrared variability in the J band with a period of 2.78 days, which would favour the Ap classification. No clear-cut period can be obtained from our data, at least under the assumption of an orbital motion. Would this star be a *bona fide* magnetic Ap, the RV variations could be attributed to spots and rotation. However, many indications rather support the Am classification: Babcock (1958) did not find a significant magnetic field, Abt & Morrell (1995) classified this star as Am and Leroy (1995) did not find any significant polarization in it. Moreover, Ginestet et al. (1997) also classified it Am from near-IR spectra. The large RV scatter remains unexplained; perhaps an SB2 system seen nearly pole-on might produce such an effect. A further in-depth investigation of this object would be

necessary to clarify its nature, but this is beyond the scope of this paper.

Acknowledgements. This work was supported in part by the Swiss National Fondation for Scientific Research. The reduction of the data were made by the late Dr. Antoine Duquennoy and by SU. We thank the numerous observers who have contributed to this survey, especially Dr. J.-C. Mermilliod and Mr. Bernard Pernier. We also thank Dr. Noël Cramer, who had initiated the CORAVEL measurements of some bright Ap stars. We thank Dr. Thierry Forveille for having shared his ORBIT code for orbital elements determination from visual and RV data. This research has made use of the SIMBAD database, operated at CDS, Strasbourg, France. It was supported by the Swiss National Science Foundation.

References

- Abt H.A., 1953, PASP 65, 274
- Abt H.A., Conti P.S., Deutsch A.J., Wallerstein G., 1968, ApJ 153, 177
- Abt H.A., Levy, S.G., 1985, ApJS 59, 229
- Abt H.A., Morrell, N.I., 1995, ApJS 99, 135
- Abt H.A., Snowden M.S., 1973, ApJS 25, 137
- Adelman, S.J., Pi C.-L.M., Rayle K., 1998, A&AS 133, 197
- Aikman G.C.L., 1976, Publ. Dominion Astrophys. Obs. 14, 379
- Babcock H.W., 1947, ApJ 105, 105
- Babcock H.W., 1958, ApJS 3, 141
- Babel J., North P., 1997, A&A 325, 195
- Babel J., North P., Queloz D., 1995, A&A 303, L5
- Balega I.I., Balega Yu.Yu., 1987, SvAL 13, 208
- Balega I.I. Balega Yu.Yu., Vasyuk V.A., 1989, Astrofiz. Issled. Izv. Spets. Astrofiz. Obs. 28, 107
- Baranne A., Mayor M., Poncet J.-L., 1979, Vistas in Astron. 23, 279
- Baranne A., Queloz D., Mayor M., Adrianzyk G., Knispel G., Kohler D., Lacroix D., Meunier J.-P., Rimbaud G., Vin A., 1996, A&AS 119, 373
- Barzova I.S., Iliev I.K., 1988, in: Magnetic stars, eds. Yu.V. Glagolevskij and I.M. Kopylov, Nizhnij Arkhyz, p. 107
- Batten A.H., Flechter J.M., MacCarthy D.G., 1989, PDAO 17, 1
- Benz W., Mayor M., 1981, A&A 93, 235
- Benz W., Mayor M., 1984, A&A 138, 183
- Bertaud C., 1959, J. Obs. 42, 45
- Bertaud C., 1965, J. Obs. 48, 211
- Bertaud C., Floquet M., 1967, J. Obs. 50, 425
- Bertaud C., Floquet M., 1974, A&AS 16, 71
- Bidelman W.P., 1981, AJ 86, 553
- Bidelman W.P., McConnell D.J., 1973, AJ 78, 687
- Bonsack W.K., 1976, ApJ 209, 160
- Borra E.F., Landstreet J.D., 1977, ApJ 212, 141
- Breiman L., 1973, Statistics with a view towards applications, Houghton Mifflin Company, Boston
- Budaj J., 1995, in: Stellar surface structure – Poster proceedings, IAU Symp. 176, ed. K.G. Strassmeier, University of Vienna, p. 147
- Budaj J., 1996, A&A 313, 523
- Budaj J., 1997, A&A 326, 655
- Burki, G., 2002, GENEVA photometric database, <http://obswww.unige.ch/gcpd/ph13.html>
- Cameron R.C., 1966, Georgetown Obs. Monogr., 21
- Catalano F.A., Leone F., 1994, A&AS 108, 595

- Catalano F.A., Leone F., Kroll R., 1998, *A&AS* 129, 463
- Catalano F.A., Renson P., Leone F., 1993, *A&AS* 98, 269
- Catalano F.A., Renson P., 1997, *A&AS* 121, 57
- Cowley A., Cowley C., Jaschek M., Jaschek C., 1969, *AJ* 74, 375
- Debernardi Y., 2002, thesis No 3362, Geneva University (this thesis is available upon request from the author, yves.debernardi@obs.unige.ch)
- Debernardi Y., Mermilliod J.-C., Carquillat J.-M., Ginestet N., 2000, *A&A* 354, 891
- Duquennoy A., Mayor M., 1991, *A&A* 248, 485
- Edvardsson B., Andersen J., Gustafsson B., Lambert D.L., Nissen P.E., Tomkin J., 1993, *A&A* 275, 101
- ESA, 1997, The HIPPARCOS and Tycho Catalogues, ESA SP-1200
- Fehrenbach C., Duflo M., Mannone C., Burnage R., Genty V., 1997, *A&AS* 124, 255
- Floquet M., 1979, *A&A* 77, 263
- Gerbaldi M., Floquet M., Hauck B., 1985, *A&A* 146, 341
- Gimenez A., Clausen J.V., 1994, *A&A* 291, 795
- Ginestet N., Carquillat J.M., Jaschek C., Jaschek M., 1997, *A&AS* 123, 135
- Ginestet N., Griffin R.F., Carquillat J.M., Udry S., 1999, *A&A* 140, 279
- Gray R.O., Garrissou R.F., 1989, *ApJ suppl.*, 70, 623
- Grenier S., Baylac M.-O., Rolland L. et al., 1999, *A&A* 137, 451
- Harper W.E., 1931, *Publ. Dominion Astrophys. Obs.* 4, 179
- Hartkopf W.I., Mason B.D., McAlister H.A., 1996, *AJ* 111, 370
- Hartkopf W.I., McAlister H.A., Franz O.G., 1992, *AJ* 104, 810
- Hartkopf W.I., McAlister H.A., Mason B.D., Barry D.J., Turner N.H., Fu H.-H., 1994, *AJ* 108, 2299
- Hauck B., 1985, in: Calibration of fundamental stellar quantities, IAU Symp. 111, eds. D.S. Hayes, L.E. Pasinetti and A.G.D. Philip, p. 271
- Hauck B., 1994, in: The MK process at 50 years: a powerful tool for astrophysical insight, eds. C.J. Corbally, R.O. Gray and R.F. Garrison, ASP Conf. Series 60, p. 157
- Hauck B., North P., 1993, *A&A* 269, 403
- Houk N., Smith-Moore M., 1988, Michigan catalogue of two-dimensional spectral types for the HD stars, Vol. 4, University of Michigan, Ann Arbor
- Huchra J., 1972, *ApJ* 174, 435
- Iliev I.K., Barzova I.S., Peeva P.S., 1992, in: Stellar magnetism, eds. Yu.V. Glagolevskij and I.I. Romanyuk, NAUKA, Sankt-Petersburg, p. 145
- Jaschek C., Gomez A.E., 1970, *PASP* 82, 809
- Jaschek C., Jaschek M., Gomez A.E., Grenier J.S., 1983, *A&A* 127, 1
- Kurtz D.W., 1982, *MNRAS* 200, 807
- Kurtz D.W., 1991, *MNRAS* 249, 468
- Leone F., Catanzaro G., 1999, *A&A* 343, 273
- Leroy J.L., 1995, *A&AS* 114, 79
- Levato H., Malaroda S., Morrell N., Solivella G., 1987, *ApJS* 64, 487
- Lloyd C., Stickland D., Walborn N.R., 1995, *PASP* 107, 1030
- Lucke P.B., 1978, *A&A* 64, 367
- Lucy L.B., Sweeney M.A., 1971, *AJ* 76, 544
- Lutz T.E., Kelker D.H., 1973, *PASP* 85, 573
- Maitzen H.M., 1976, *A&A* 51, 223
- Maitzen H.M., Pavlovski K., 1987, *A&AS* 71, 441
- Maitzen H.M., Pressberger R., Paunzen E., 1998, *A&AS* 128, 573
- Maitzen H.M., Seggewiss W., 1980, *A&A* 83, 328
- Maitzen H.M., Vogt N., 1983, *A&A* 123, 48
- Martin C., Mignard F., 1998, *A&A* 330, 585
- Mathys G., 1988, in: Elemental abundance analyses, eds. S.J. Adelman and T. Lanz, Institut d'Astronomie de l'Université de Lausanne, p. 101
- Mathys G., 1994, *A&AS* 108, 547
- Mathys G., Hubrig S., 1995, *A&A* 293, 810
- Mathys G., Hubrig S., 1997, *A&AS* 124, 475
- Mathys G., Hubrig S., Landstreet J.D., Lanz T., Manfroid J., 1997, *A&AS* 123, 353
- Mathys G., Lanz T., 1990, *A&A* 230, L21
- Mayor M., 1980, *A&A* 87, L1
- McAlister H.A., Hendry E.M., Hartkopf W.I., Campbell B.G., Fekel F.C., 1983, *ApJS* 51, 309
- McAlister H.A., Hartkopf W.I., Hutter D.J., Franz O.G., 1987, *AJ* 93, 688
- McAlister H.A., Hartkopf W.I., Franz O.G., 1990, *AJ* 99, 965
- Mermilliod J.-C., Mayor M., in: Cool stars, stellar systems and the sun, Ninth Cambridge workshop, eds. R. Pallavicini & A.K. Dupree, ASP Conf. Series 109, p. 373
- Mermilliod J.-C., Mermilliod M., Hauck B., 1997, *A&AS* 124, 349
- Mkrtichian D.E., Samus N.N., Gorynya N.A., 1997, in: Stellar magnetic fields, eds. Yu.V. Glagolevskij and I.I. Romanyuk, Moscow, Russian Academy of Sciences, p. 185
- Mkrtichian D.E., Samus N.N., Gorynya N.A., Antipin S.V., North P., Rastorguev A.S., Glushkova E.V., Smekhov M.G., Sachkov M.E., 1998, *IBVS* 4564
- Mkrtichian D.E., Samus N.N., Gorynya N.A., North P., Hatzes A.P., 1999, in: Precise radial velocities, eds. J.B. Hearnshaw and C.D. Scarfe, ASP Conf. Series 185, p. 331
- Moon T., Dworetsky M., 1985, *MNRAS* 217, 305
- Musielok B., 1976, *Astron. Nachrichten* 297, 169
- North P., 1993, in: Peculiar versus normal phenomena in A-type and related stars, eds. M.M. Dworetsky, F. Castelli and R. Faraggiana, ASP Conf. Series Vol. 44, p. 577
- North P., 1994, in: The 25th workshop and meeting of European Working Group on CP stars, eds. I. Jankovicz and I. Vincze, Szombathely, p. 3
- North P., 1998, *A&A* 334, 181
- North P., 1998, *Highlights of Astronomy* Vol. 11B, p. 657
- North P., Babel J., Lanz T., 1988, *IBVS* 3155
- North P., Duquennoy A., 1991, *A&A* 244, 335
- North P., Carquillat J.-M., Ginestet N., Carrier F., Udry S., 1998, *A&AS* 130, 223 (Paper I)
- North P., Jaschek C., Hauck B., Figueras F., Torra J., Künzli M., 1997, *ESA SP-402*, p. 239
- Northcott R.J., 1948, *AJ* 53, 116
- Olsen E.H., 1983, *A&AS* 54, 55
- Olsen E.H., 1994, *A&AS* 106, 257
- Osawa K., 1965, *Ann. Tokyo Astron. Obs.* 2nd series IX, 123
- Pilachowski C.A., Bonsack W.K., Wolff S.C., 1974, *A&A* 37, 275
- Pont F., 1997, thesis No 2922, Geneva University, p. 130 (this part of the thesis available upon request from the authors)
- Preston G.W., 1967, *ApJ* 150, 871
- Preston G.W., 1970, *ApJ* 160, 1059
- Preston G.W., 1971, *ApJ* 164, 309
- Preston G.W., Wolff S.C., 1970, *ApJ* 160, 1071
- Rakosch K.D., Fiedler W., 1978, *A&AS* 31, 83
- Renson P., 1978, *A&A* 63, 125
- Renson P., 1991, Catalogue Général des Etoiles Ap et Am, Institut d'Astrophysique – Université de Liège

- Rice J.B., 1988, A&A 199, 299
- Rufener F., 1988, Catalogue of Stars measured in the Geneva Observatory Photometric system (fourth edition), Observatoire de Genève
- Ryabchikova T., 1998, Contrib. Astron. Obs. Skalnaté Pleso 27, 319
- Schaller G., Schaerer D., Maeder A., Meynet G., 1992, A&AS 96, 269
- Schnell A., Maitzen H.M., 1995, IBVS 4175
- Scholz G., 1978, Astron. Nachr., 299, 81
- Scholz G., Hildebrandt G., Lehmann H., Glagolevskij Yu.V., 1997, A&A 325, 529
- Scholz G., Lehmann H., 1988, Astron. Nachr., 309, 33
- Schönberner D., Herrero A., Becker S., Eber F., Butler K., Kudritzky R.P., Simon K.P., 1988, A&A 197, 209
- Stibbs D.W.N., 1950, MNRAS 110, 395
- Stickland D.J., Lloyd C., 1994, Obs 114, 41
- Udry S., Mayor M., Queloz D., 1999, ASP Conf.Series 185, IAU Coll. 170, 367
- van den Heuvel E.P.J., 1971, A&A 11, 461
- Vetö B., Schöneich W., Rustamov Yu.S., 1980, Astron. Nachrichten 301, 317
- Wade G.A., North P., Mathys G., Hubrig S., 1996, A&A 314, 491
- Wade G.A., Debernardi Y., Mathys G., Bohlender D.A., Hill G.M., Landstreet J.D., 2000, A&A 361, 991
- Wade G.A., Mathys G., North P., 1999, A&A 347, 164
- Wolff S.C., 1974, PASP 86, 179
- Wolff S.C., 1975, ApJ 202, 127
- Zahn J.-P., 1977, A&A 57, 383
- Zahn J.-P., 1989, A&A 220, 112
- Zahn J.-P., Bouchet L., 1989, A&A 223, 112

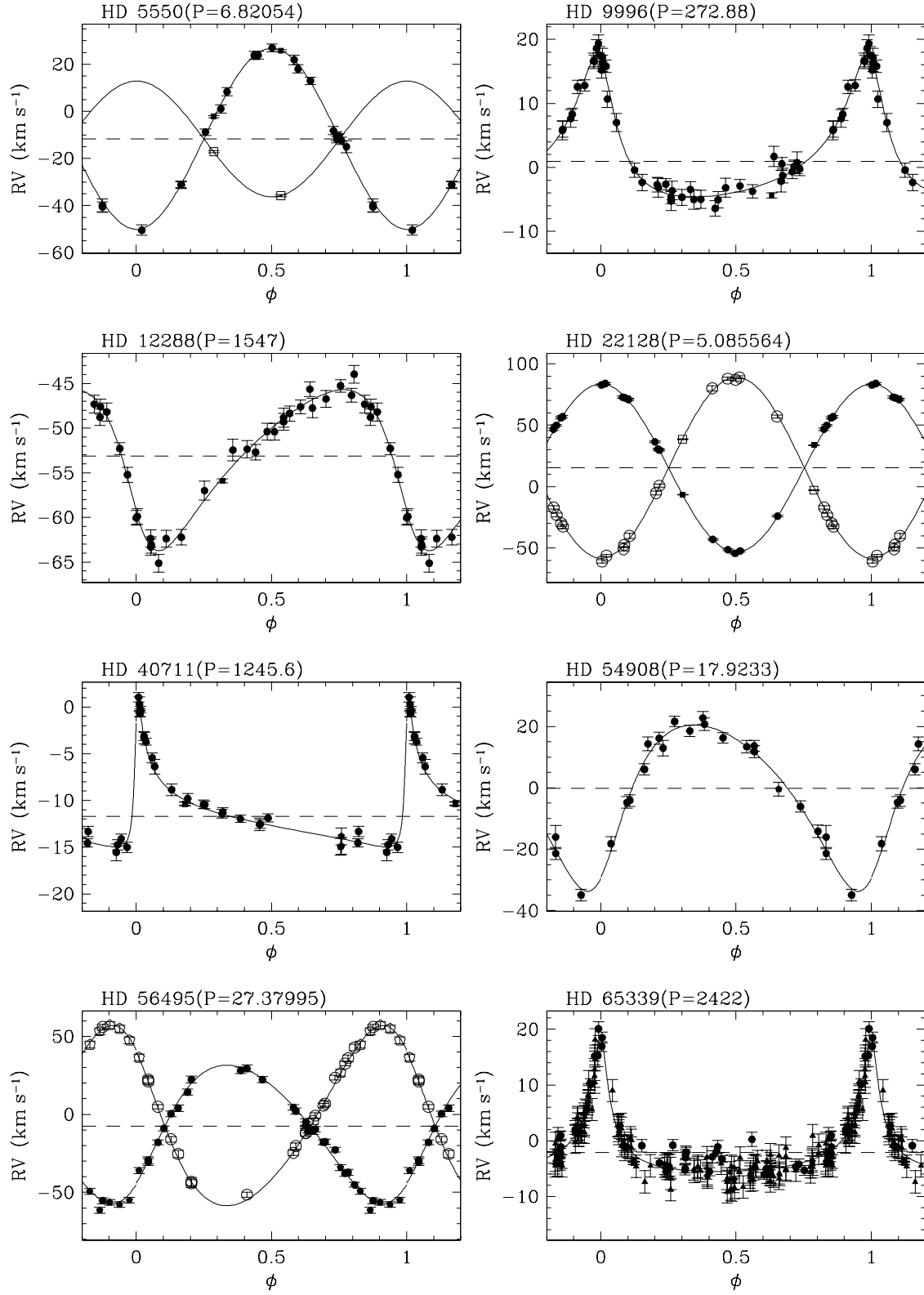


Fig. A.1. Phase-folded radial-velocity curves of the first eight binaries listed in Table 1. Full dots: CORAVEL observations; triangles: ELODIE observations.

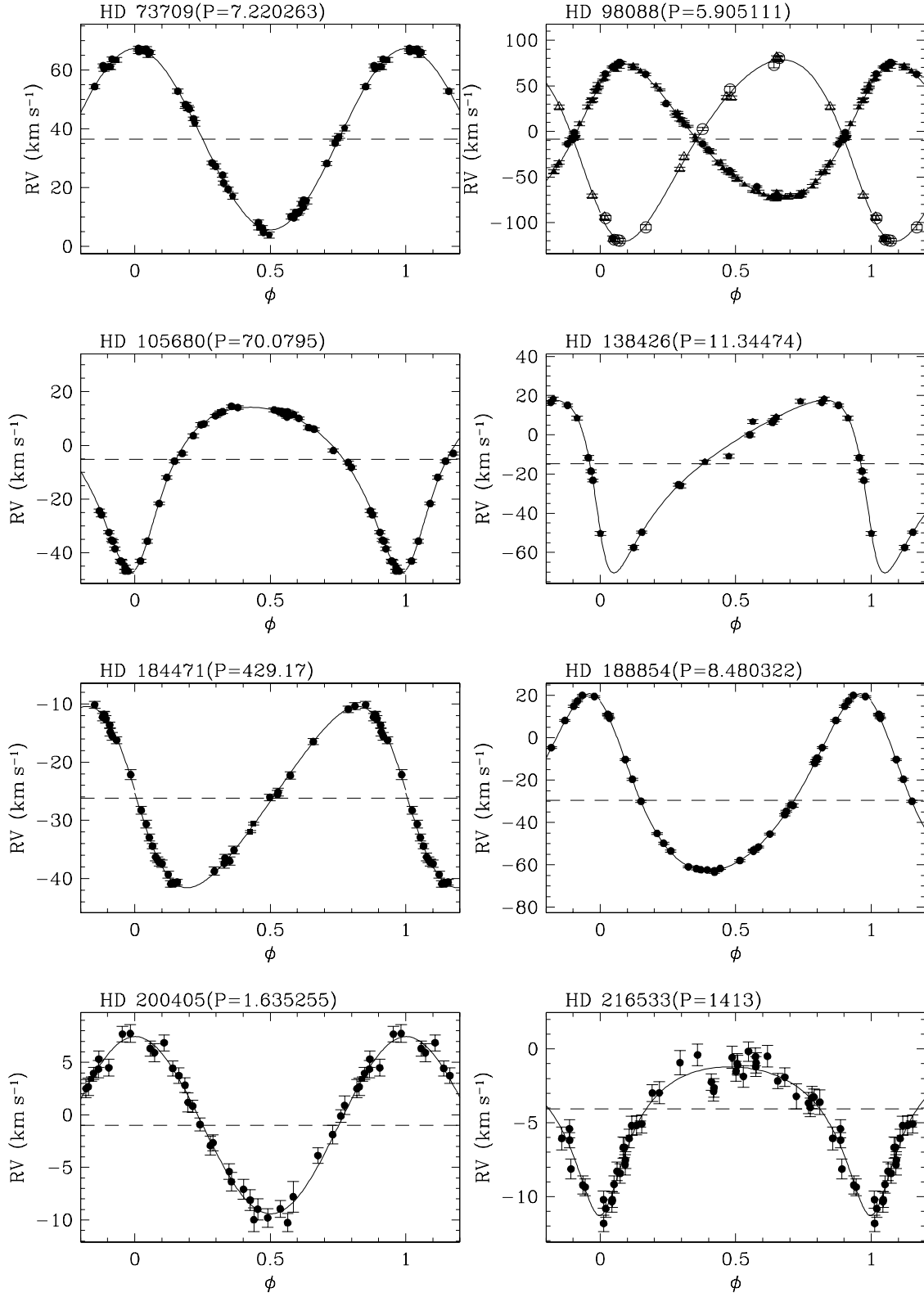


Fig. A.2. Phase-folded radial-velocity curves of the last eight binaries listed in Table 1. Full dots: CORAVEL observations; triangles: ELODIE observations.

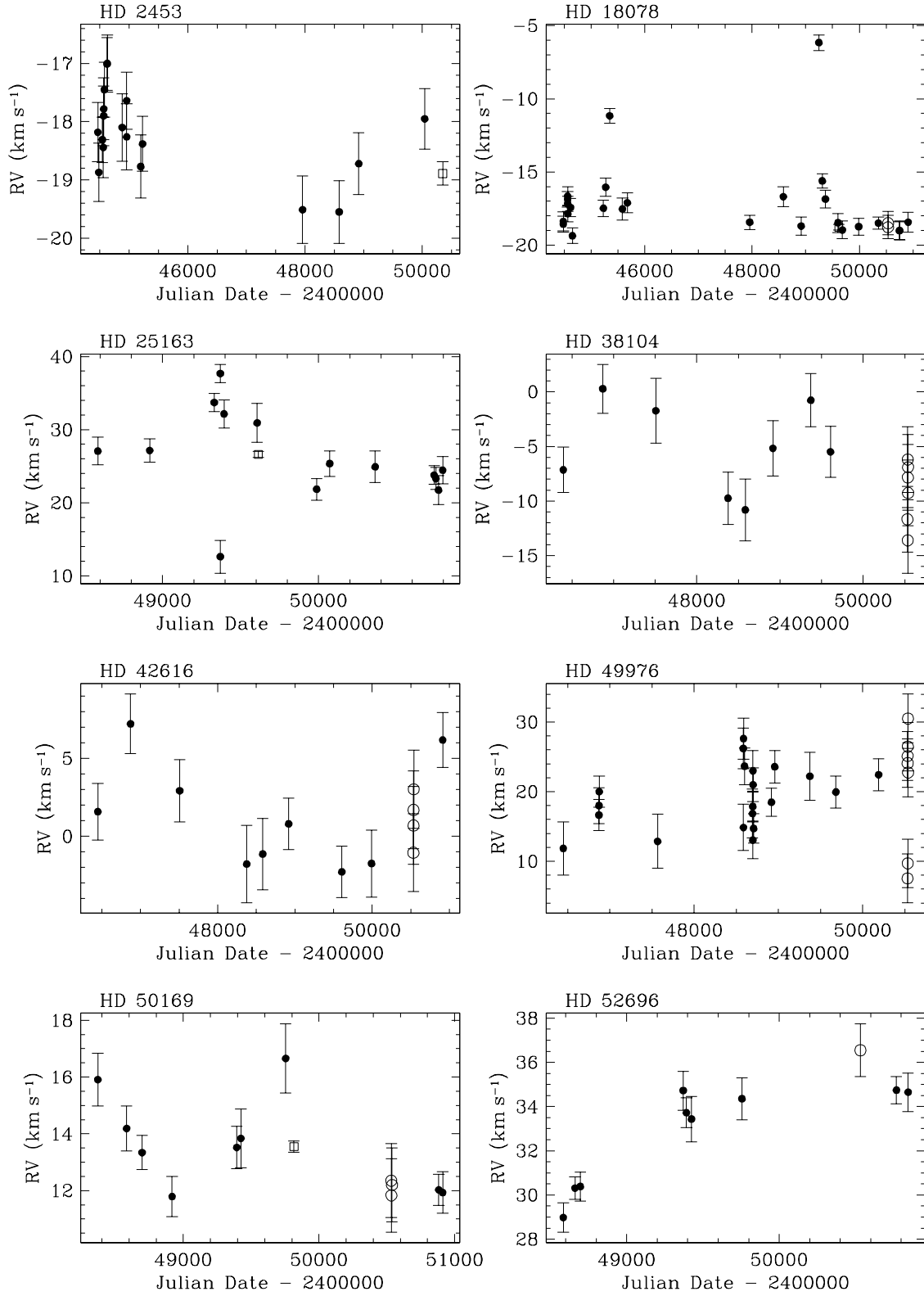


Fig. B.1. Radial velocity vs HJD for all stars which seem variable but for which no orbital solution could be obtained. Many of these objects probably owe their variability to intrinsic spectroscopic variations (rotation and spots). Full dots are CORAVEL data, while open squares are ELODIE data; open dots represent CORAVEL data registered by hand in the dome during an observing run (22 March to 2 April 1997) when the data were not properly printed on tape.

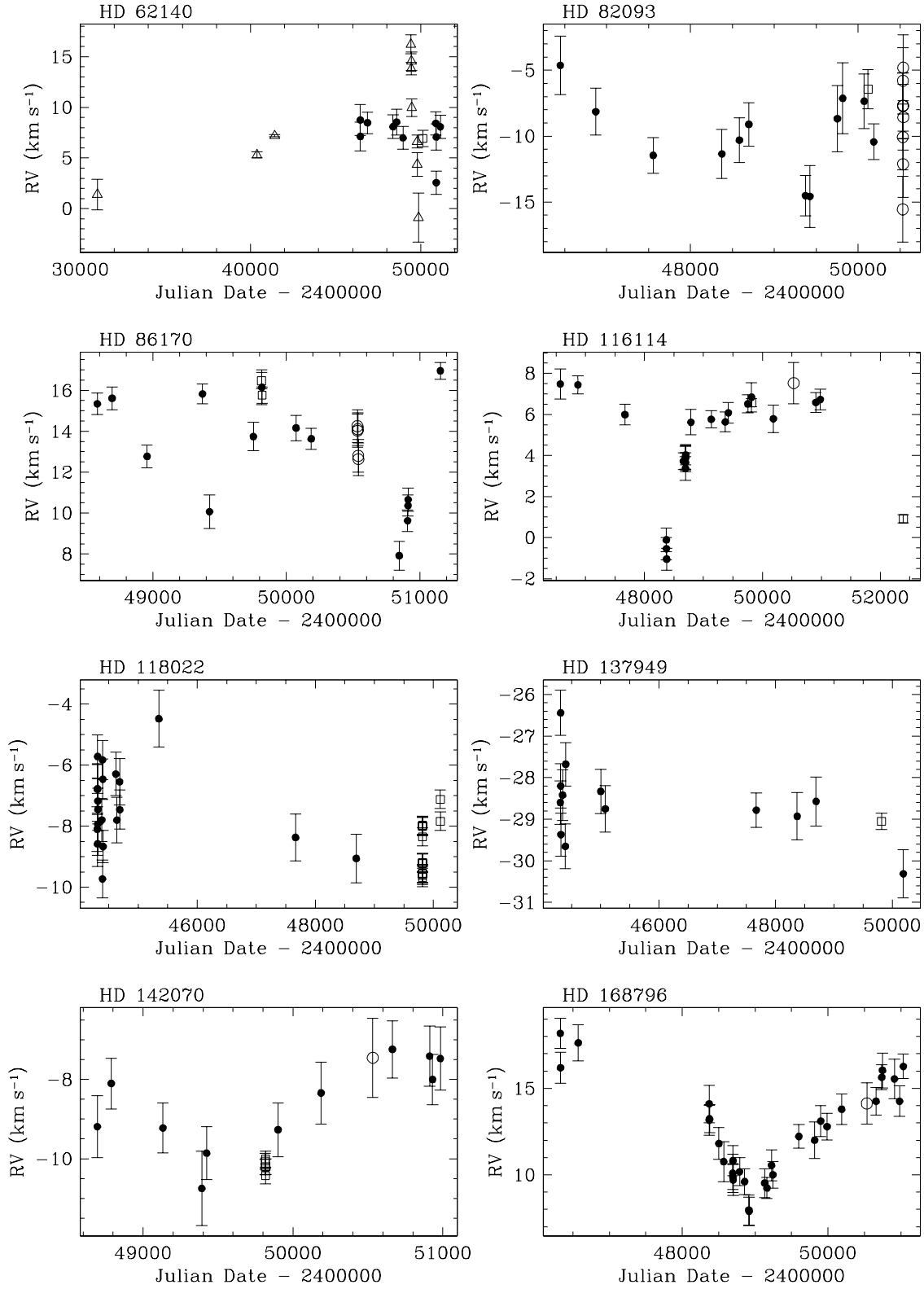


Fig. B.2. Same as Fig. 11. Open triangles represent literature data. For HD 62140 (49 Cam), the triangles are the data considered by Mkrtichian et al. 1997. Notice that HD 116114 and HD 168796 are clearly long-period binaries with an eccentric orbit.

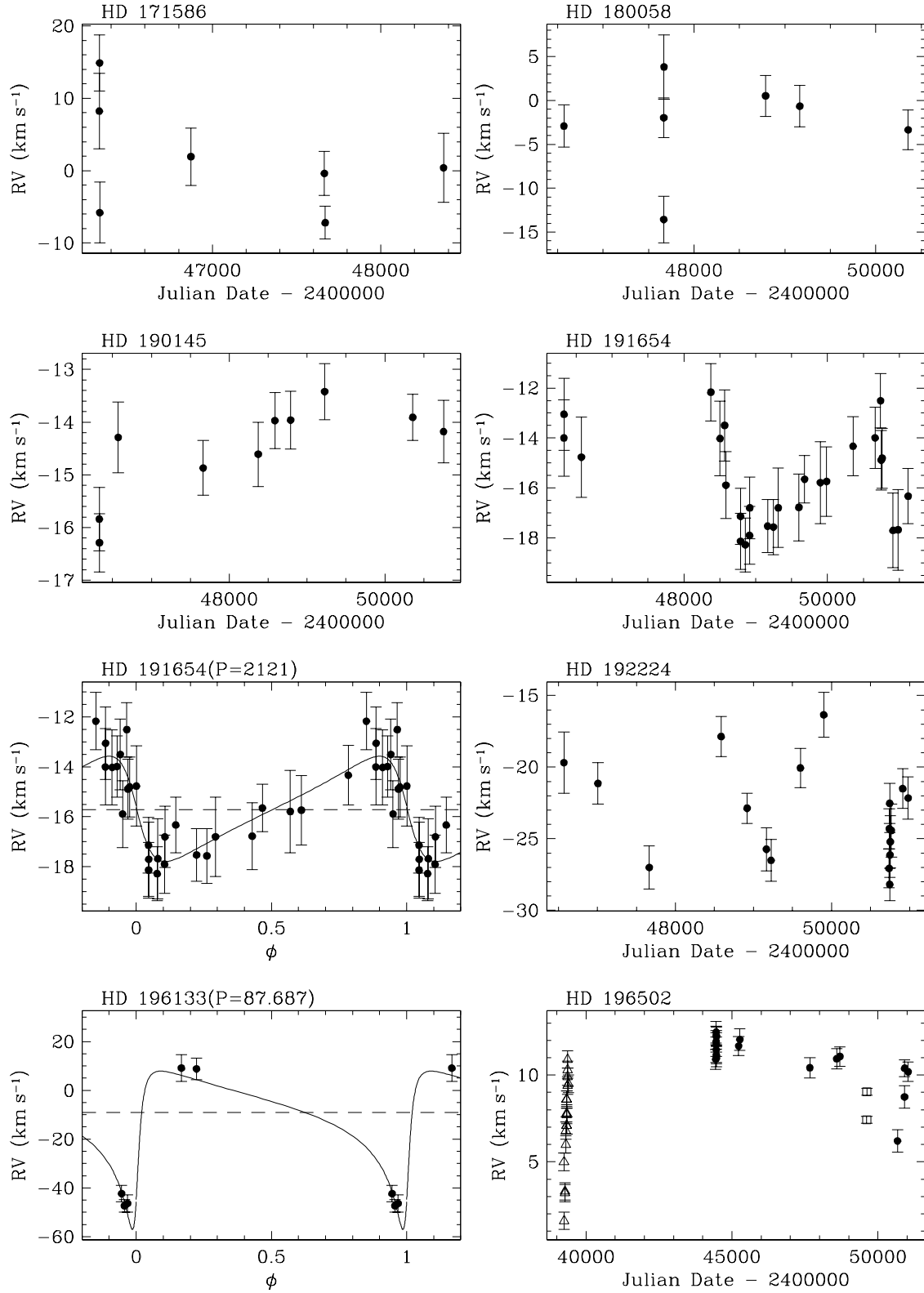


Fig. B.3. Same as Fig. 11. HD 191654 could be a SB1 with a long period $P = 2121$ days. The bottom panel shows data from the literature as well as from CORAVEL and ELODIE, for the star HD 196502 (same keys to the symbols as in Fig. 11).