

# On the Structure of the Iron K-Edge

P. Palmeri<sup>1</sup>, C. Mendoza<sup>2</sup>, T. R. Kallman,

*NASA Goddard Space Flight Center, Greenbelt, MD 20771*

and

M. A. Bautista

*Centro de Física, IVIC, Caracas 1020A, Venezuela*

## ABSTRACT

It is shown that the commonly held view of a sharp Fe K edge must be modified if the decay pathways of the series of resonances converging to the K thresholds are adequately taken into account. These resonances display damped Lorentzian profiles of nearly constant widths that are rapidly smeared to impose continuity through the threshold. By modeling the effects of K damping on opacities, it is found that the broadening of the K edge grows with the ionization level of the plasma and that the appearance at high ionization of a localized absorption feature at 7.2 keV is identified as arising from the  $K\beta$  unresolved transition array.

*Subject headings:* atomic processes—line formation—X-rays: spectroscopy

## 1. Introduction

X-ray absorption and emission features arising from iron K-shell processes are of practical importance in high-energy astrophysics. This is primarily due to the iron cosmic abundance, but also to the relatively unconfused spectral region where they ubiquitously appear. Although the observational technology in X-ray astronomy is still evolving, many of such features are being resolved and consequently exploited in plasma diagnostics. In this respect, they are naturally grouped according to their origin, i.e. bound-bound or bound-free ionic

---

<sup>1</sup>Research Associate, Department of Astronomy, University of Maryland, College Park, MD 20742

<sup>2</sup>Permanent address: Centro de Física, IVIC, Caracas 1020A

transitions, and much of the interpretation of the latter has relied on atomic calculations (Verner & Yakovlev 1995; Berrington et al. 1997; Donnelly et al. 2000; Berrington & Bal-lance 2001) that predict a sharp increase of the photoabsorption cross section at the K-shell threshold. The purpose of this communication is to emphasize that this commonly held view is incorrect due to an oversimplified treatment of the decay pathways of the resonances converging to this limit, and that previous astrophysical inferences from K-edge structures should thus be revised.

## 2. Constancy of K damping

When a photon is sufficiently energetic to promote a K-shell electron to an excited Rydberg state, the latter decays through radiative and autoionization (Auger) transitions. Illustrating these processes in the relatively simple case of Ne-like Fe XVII, the photoexcited K-vacancy states

$$h\nu + 1s^22s^22p^6 \longrightarrow 1s2s^22p^6np \quad (1)$$

have access to the following decay tree:

$$1s2s^22p^6np \xrightarrow{Kn} 1s^22s^22p^6 + h\nu_n \quad (2)$$

$$\xrightarrow{K\alpha} 1s^22s^22p^5np + h\nu_\alpha \quad (3)$$

$$\xrightarrow{KLn} \begin{cases} 1s^22s^22p^5 + e^- \\ 1s^22s2p^6 + e^- \end{cases} \quad (4)$$

$$\xrightarrow{KLL} \begin{cases} 1s^22s^22p^4np + e^- \\ 1s^22s2p^5np + e^- \\ 1s^22p^6np + e^- \end{cases} \quad (5)$$

The radiative branches are controlled, as indicated in Eqs. (2–3), by the  $K\alpha$  ( $2p \rightarrow 1s$ ) array at  $\lambda \sim 1.93 \text{ \AA}$  and the  $Kn$  ( $np \rightarrow 1s$ ) of which the most salient is the  $K\beta \equiv K3$  array at  $\lambda \sim 1.72 \text{ \AA}$ . C. Mendoza, P. Palmeri, T. Kallman, & M. Bautista (2002, in preparation, hereafter MPKB) have recently demonstrated that, for any K-vacancy fine-structure state in the Fe isonuclear sequence, the width ratio  $\Gamma(\beta) : \Gamma(\alpha) \lesssim 0.23$ .

Equation (4) contains the participator Auger ( $KLn$ ) channels where the  $np$  outer electron is directly involved in the decay. By contrast, in the KLL channels (Eq. 5) the  $np$  Rydberg electron remains a spectator. It has also been demonstrated by MPKB that, for any Fe K-vacancy fine-structure state with a filled L shell, the total  $K\alpha$  and KLL widths are practically independent of both the principal quantum number  $n \geq 3$  of the outer-electron

configuration and the electron occupancy  $N > 9$ , and keep a ratio of  $\Gamma(\text{KLL}) : \Gamma(\alpha) \sim 1.5$ . These findings illustrate the works of Gauss’s law at the atomic scale as previously reasoned by Manson et al. (1991) regarding the inner-shell properties of Kr and Sn. Furthermore, MPKB have also determined that Auger decay is 94% dominated by the KLL channels in Fe XVII and by no less than 70% in Fe X. Since both the  $Kn$  and  $KLn$  widths decay with the effective quantum number as  $\sim (n^*)^{-3}$ , the total widths of K-vacancy states within an isonuclear sequence may certainly be assumed constant for  $n \rightarrow \infty$  for all members with  $N > 3$ . In line with the previous discussions by Gorczyca (2000) and Gorczyca & McLaughlin (2000), the width constancy of high- $n$  K resonances within an isonuclear sequence for members with  $N > 3$  procure indelible effects on the threshold structures of their photoabsorption cross sections which have indeed been measured in the laboratory in O I and Ne I but seriously underestimated in many atomic calculations.

### 3. The Fe XVII case

We make use of the Breit–Pauli R-matrix (BPRM) method (Berrington et al. 1978) to study K damping in Fe XVII. This numerical approach is based on the close-coupling approximation whereby the wavefunctions for states of an  $N$ -electron target and a colliding electron are expanded in terms of a finite number of target eigenfunctions. As can be deduced from Eq. (5), BPRM calculations of photoionization or electron impact excitation cross sections can handle the spectator Auger channels only for low- $n$  K resonances since the close-coupling expansion must explicitly include  $nl$  target states. However, Gorczyca & Robicheaux (1999) has modified BPRM to implicitly account for the spectator Auger channels by means of an optical potential devised from multichannel quantum defect theory. A target-state energy now acquires the imaginary component

$$E_i \rightarrow E_i - i\Gamma_i/2 \tag{6}$$

where  $\Gamma_i$  is its partial decay width. This treatment of spectator Auger decay is thus analogous to that of radiation damping (Robicheaux et al. 1995).

In order to discern the contributions of the KLL channels to the total Auger widths, several BPRM calculations are carried out for the  $\text{Fe}^{17+} + e^-$  system. Firstly, only target levels from the  $1s^2 2s^2 2p^5$ ,  $1s^2 2s 2p^6$ , and  $1s 2s^2 2p^6$  configurations are included in the expansion thus only accounting for participator Auger decay. In a second calculation, levels from the  $1s^2 2s^2 2p^4 np$ ,  $1s^2 2s 2p^5 np$ ,  $1s^2 2p^6 np$  configurations with  $n \leq 4$  are added to the target representation which now maps out the complete Auger manifold for the  $1s^{-1} 3p$  and  $1s^{-1} 4p$  resonances. In Table 1, the resulting Auger widths for these resonances are compared, where

increases by KLL decay greater than an order of magnitude and constant total Auger widths are depicted.

In a further calculation, the BPRM+optical potential approach of Gorczyca & Robicheaux (1999) is employed to study the effects of radiation and Auger damping on the resonance structure. Fig. 1 shows the photoabsorption cross section of the  $1s^2 2s^2 2p^6 \ ^2S_{1/2}$  ground state of Fe XVII in the near K-threshold region. It may be seen that the undamped cross section is populated by a double series ( $1s^{-1}np \ ^3,^1P_1^o$ ) of narrow and asymmetric resonances that converge to a sharp K edge. The inclusion of radiation ( $K\alpha$ ) and Auger (KLL) dampings leads to resonance series with constant widths and symmetric profiles that get progressively smeared with  $n$  to produce a smooth transition through the K threshold; in low resolution, the edge would thus appear to be downshifted in energy. The symmetric profiles are, as discussed by Nayandin et al. (2001), a consequence of the fact that KLL channels give rise to continuum states that can only be reached by dipole forbidden direct photoionization of the ground state and thus cause the Fano  $q$ -parameter to tend toward infinity. With respect to radiation damping, the dominance of the  $K\alpha$  over the Auger participator channels causes the modified Fano  $q$ -parameter (Robicheaux et al. 1995) to be large, so as to also yield a symmetric profile. Resonance smearing is the result of oscillator strength conservation which must enforce an approximate  $(n^*)^{-3}$  reduction of the resonance peak-values due to their constant widths.

#### 4. K-edge spectral signatures

An advantage of the simple behavior of K damping in Fe is that its impact on the opacities can be estimated with an analytic model. The latter has been established and validated with the BPRM photoabsorption cross section of Fe XVII: the damped  $1s^{-1}3p$  resonances are fitted with Lorentzian profiles and extrapolated with  $n^*$  assuming constant widths and intensities decreasing with  $(n^*)^{-3}$ , the resonance positions being deduced by the usual Ritz formula. The cross sections of all the other Fe ions in the near threshold region are then determined in a similar fashion assuming a single  $1s \rightarrow np$  Rydberg series of smeared resonances for each species with  $n \geq 2$  for  $4 \leq N \leq 9$ ,  $n \geq 3$  for  $10 \leq N \leq 17$ , and  $n \geq 4$  for  $18 \leq N \leq 26$ . Since the resonance widths can be assumed constant with  $N$  for  $N > 9$  (MPKB), they are assigned the value of the  $3p$  resonances in Fe XVII, namely,  $4.5 \times 10^{-2}$  ryd. For  $N \leq 9$ , this value is scaled by a factor of  $N(N-1)/90$ . The resonance intensities of the first few members of each series are obtained from multiplet  $f$ -values computed with the atomic structure code HFR (Cowan 1981), and the K-threshold positions and background cross sections are taken from Verner & Yakovlev (1995).

The monochromatic opacities are generated with the XSTAR program (Kallman & Bautista 2001); the self-consistent ionization balance and electron temperature are computed under the assumption that ionization and heating are primarily due to an external source of continuum photons and that all processes are in a steady state. Solar abundances and a  $F_\epsilon \sim \epsilon^{-1}$  continuum power law are adopted. As shown in Fig. 2, results are characterized in terms of the familiar ionization parameter  $\xi \equiv L/nR^2$  in the range  $0.01 \leq \xi \leq 100$  where  $L$  is the luminosity of the incident X-ray radiation,  $n$  the gas density, and  $R$  the distance from the radiation source. Two distinctive spectral signatures emerge: (i) the concept of a sharp edge only applies for lowly ionized ( $\log \xi \sim -2$ ) plasmas, and its progressive broadening is a function of ionization; (ii) for  $\log \xi \gtrsim 0$ , a strong absorption feature appears at the piedmont ( $\sim 7.2$  keV) caused by the  $K\beta$  unresolved transition array (UTA).

The features produced by the smeared resonances on the K-edge opacities really stand out in a comparison with opacities computed with undamped photoionization cross sections. The latter can be approximated by replacing the Lorentzian profiles with Fano type with constant asymmetry parameters  $q = 200$ , i.e., the undamped value for the 3p resonance in Fe XVII. The undamped widths are obtained with HFR for the first members of each series and scaled down by  $1/n^{*3}$  for the higher. The resonant cross section is deduced from the following approximate formula:

$$q^2 \approx \frac{2f(g, r)}{\pi\Gamma f(g, c)} \quad (7)$$

where  $f(g, r)$ , calculated with HFR, is the oscillator strength for the transition between the ground state and the noninteracting resonance,  $\Gamma$  is the resonance width, and  $f(g, c)$  is the oscillator strength for the transition between the ground and the continuum states and is proportional to the resonant cross section. A comparison between damped and undamped opacities at  $\xi = 10$  is shown in Fig. 3, in which the steady upclimb in the former is replaced by sharp steps in the latter. Moreover, the role of resonances in the damped case, in particular the  $K\beta$  UTA, becomes more dominant.

## 5. Observations

Broad K-edge absorption structures have been widely observed in the X-ray spectra of active galactic nuclei and black-hole candidates as reviewed by Ebisawa et al. (1994) and more recently reported by Done & Zycki (1999) and Miller et al. (2002). They have been interpreted in terms of the reflection of X-rays by optically thick accretion disks around central compact objects, partial absorption models, or relativistic broadening. Furthermore, an unidentified local absorption feature at  $\sim 7$  keV just below a smeared K edge has been reported by Ebisawa et al. (1994) in the bright X-ray nova GS 1124–68 and by Pounds &

Reeves (2002) in the Seyfert 1 galaxy MCG-6-30-15; in this respect, the fitted ionization parameter ( $\xi \sim 5.9$ ) in the latter seems to support our predicted edge signatures. It is expected that the present findings will contribute to a more realistic spectral modeling above 7 keV that has recently been described as critical by Pounds & Reeves (2002). However, quantitative modeling implies a revision of the inner-shell photoionization cross sections for the Fe isonuclear sequence which is currently underway.

We are indebted to an anonymous referee for suggestions that have improved the presentation of the material in this report. C. M. acknowledges a Senior Research Associateship from the National Research Council. M. A. B. acknowledges partial support from FONACIT, Venezuela, under Project No. S1-20011000912.

## REFERENCES

- Berrington, K.A., Ballance, C. 2001, *J. Phys. B* 34, 2697
- Berrington, K.A., Burke, P.G., Le Dourneuf, M., et al. 1978, *Comput. Phys. Commun.* 14, 367
- Berrington, K., Quigley, L., Zhang H.L. 1997, *J. Phys. B* 30, 5409
- Cowan R.D. 1981, *The Theory of Atomic Structure and Spectra* (Berkeley, USA: University of California Press)
- Done, C., Zycki, P.T. 1999, *MNRAS* 305, 457
- Donnelly D.W., Bell, K.L., Scott, M.P., Keenan, F.P. *ApJ* 531, 1168
- Ebisawa, K., Ogawa, M., Aoki, T., et al. 1994, *PASJ* 46, 375
- Gorczyca, T.W., Robicheaux, F. 1999, *Phys. Rev. A* 60, 1216
- Gorczyca, T.W. 2000, *Phys. Rev. A* 61, 024702
- Gorczyca, T.W., McLaughlin, B.M. 2000, *J. Phys. B* 33, L859
- Kallman, T., Bautista, M. 2001, *ApJS* 133, 221
- Manson, S.T., Theodosiou, C.E., Inokuti, M. 1991, *Phys. Rev. A* 43, 4688
- Miller, J.M., Fabian, A.C. , Wijnands, R., et al. 2002, *ApJ*, in press
- Nayandin, O., Gorczyca, T.W., Wills, A.A., et al. 2001, *Phys. Rev. A* 64, 022505
- Pounds, K.A., Reeves, J.N. 2002, preprint (astro-ph 0201436)
- Robicheaux, F., Gorczyca, T.W., Pindzola, M.S., et al. 1995, *Phys. Rev. A* 52, 1319
- Verner, D.A., Yakovlev, D.G. 1995, *A&AS* 109, 125

Table 1. Auger widths for the  $1s^{-1}np$  resonances in Fe XVII

State	$E$ (eV)	$\Gamma(KLn)^a$ (eV)	$\Gamma(KLn + KLL)^b$ (eV)
$1s^{-1}3p \ ^3P_1^o$	7.187	$3.80 \times 10^{-2}$	$6.50 \times 10^{-1}$
$1s^{-1}3p \ ^1P_1^o$	7.192	$2.17 \times 10^{-2}$	$6.34 \times 10^{-1}$
$1s^{-1}4p \ ^3P_1^o$	7.422	$1.39 \times 10^{-2}$	$6.15 \times 10^{-1}$
$1s^{-1}4p \ ^1P_1^o$	7.425	$7.95 \times 10^{-3}$	$6.08 \times 10^{-1}$

<sup>a</sup>Includes only participator ( $KLn$ ) Auger channels

<sup>b</sup>Includes both participator ( $KLn$ ) and spectator ( $KLL$ ) Auger channels



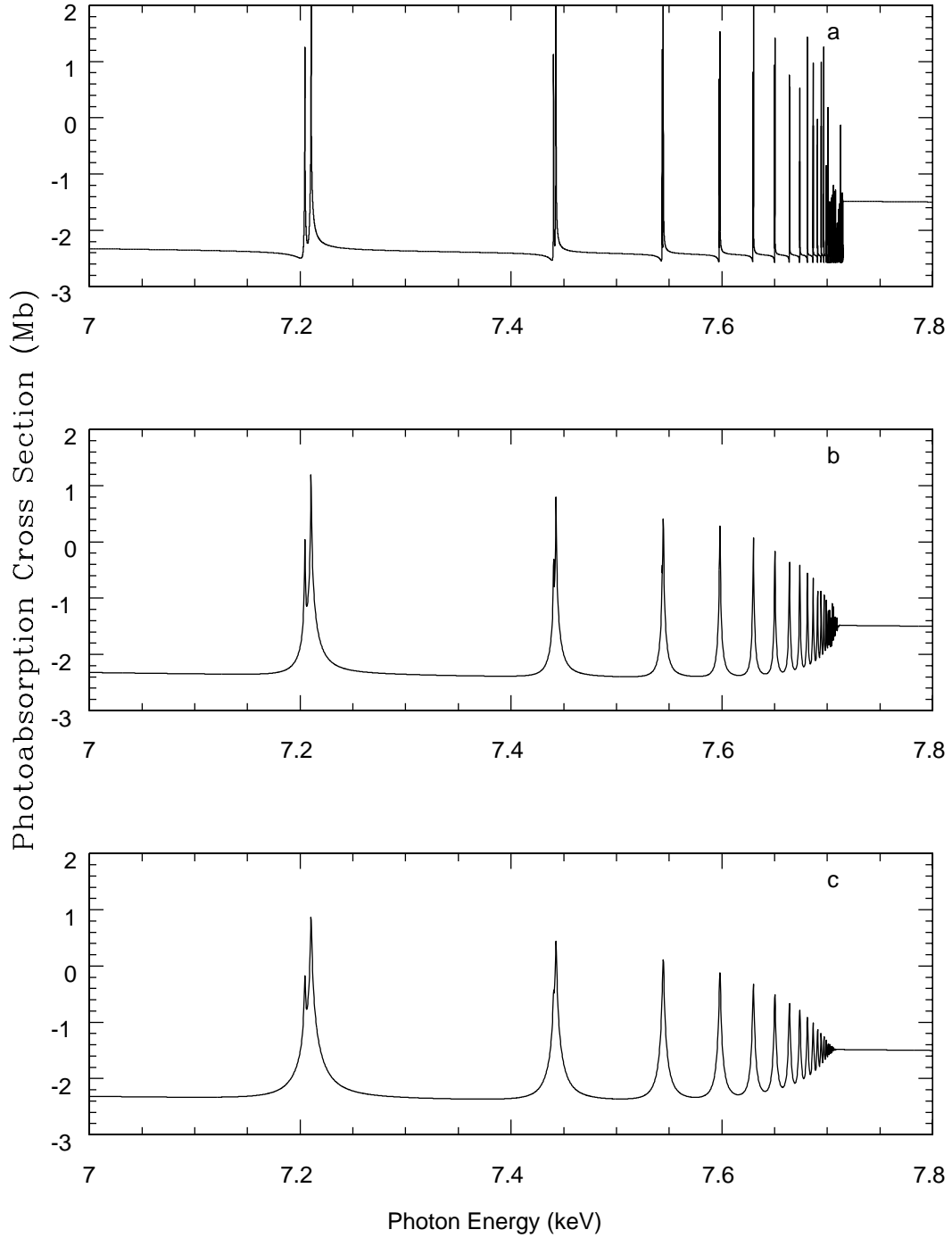


Fig. 1.— Total photoabsorption cross section of Fe XVII computed with BPRM (a) without damping, (b) with radiation damping, and (c) with both radiation and spectator Auger damping.

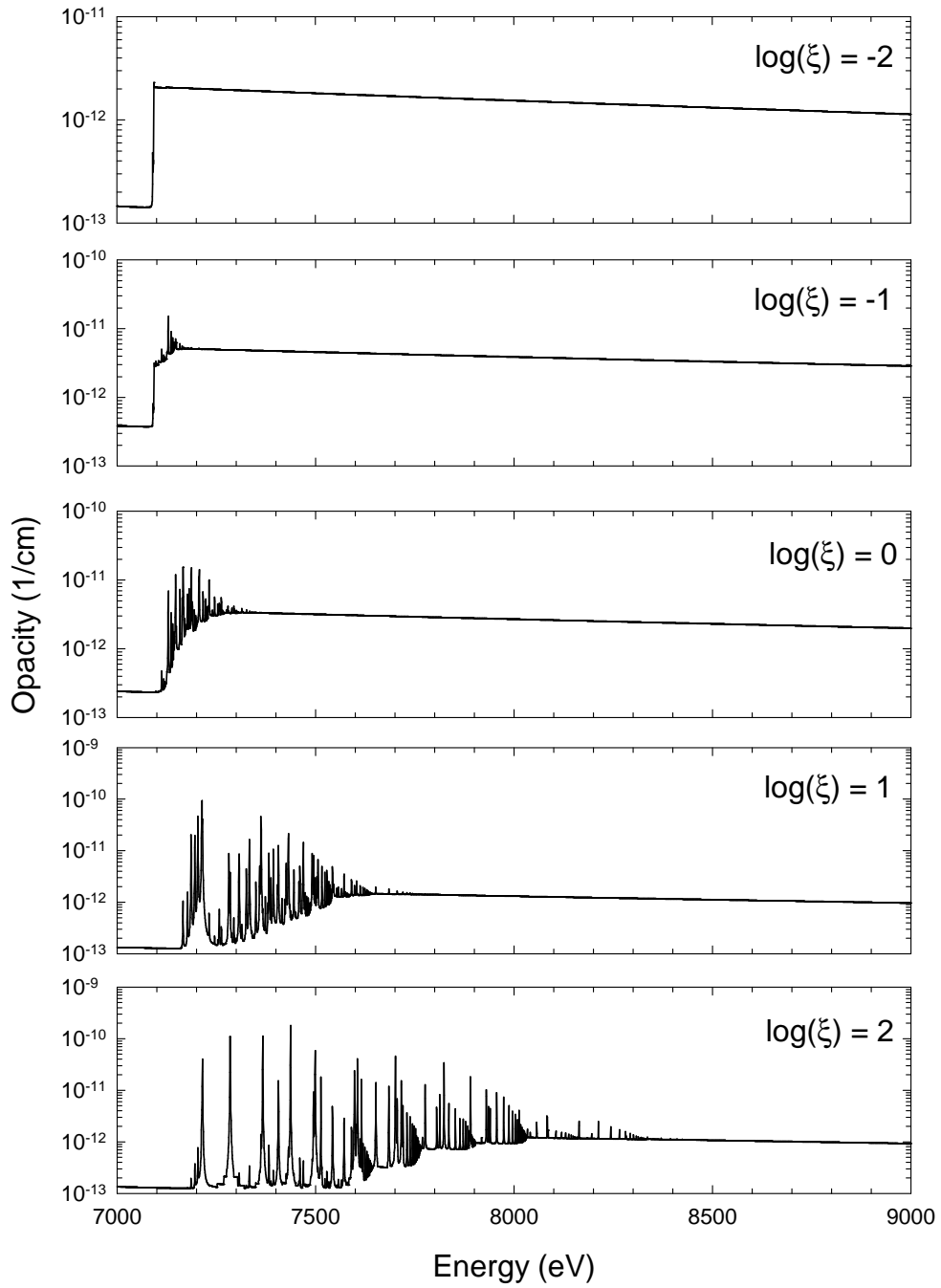


Fig. 2.— Opacities of a photoionized gas with solar elemental abundances as a function of photon energy in the region of the iron K edge. Plots correspond to different values of the ionization parameter  $\xi$ .

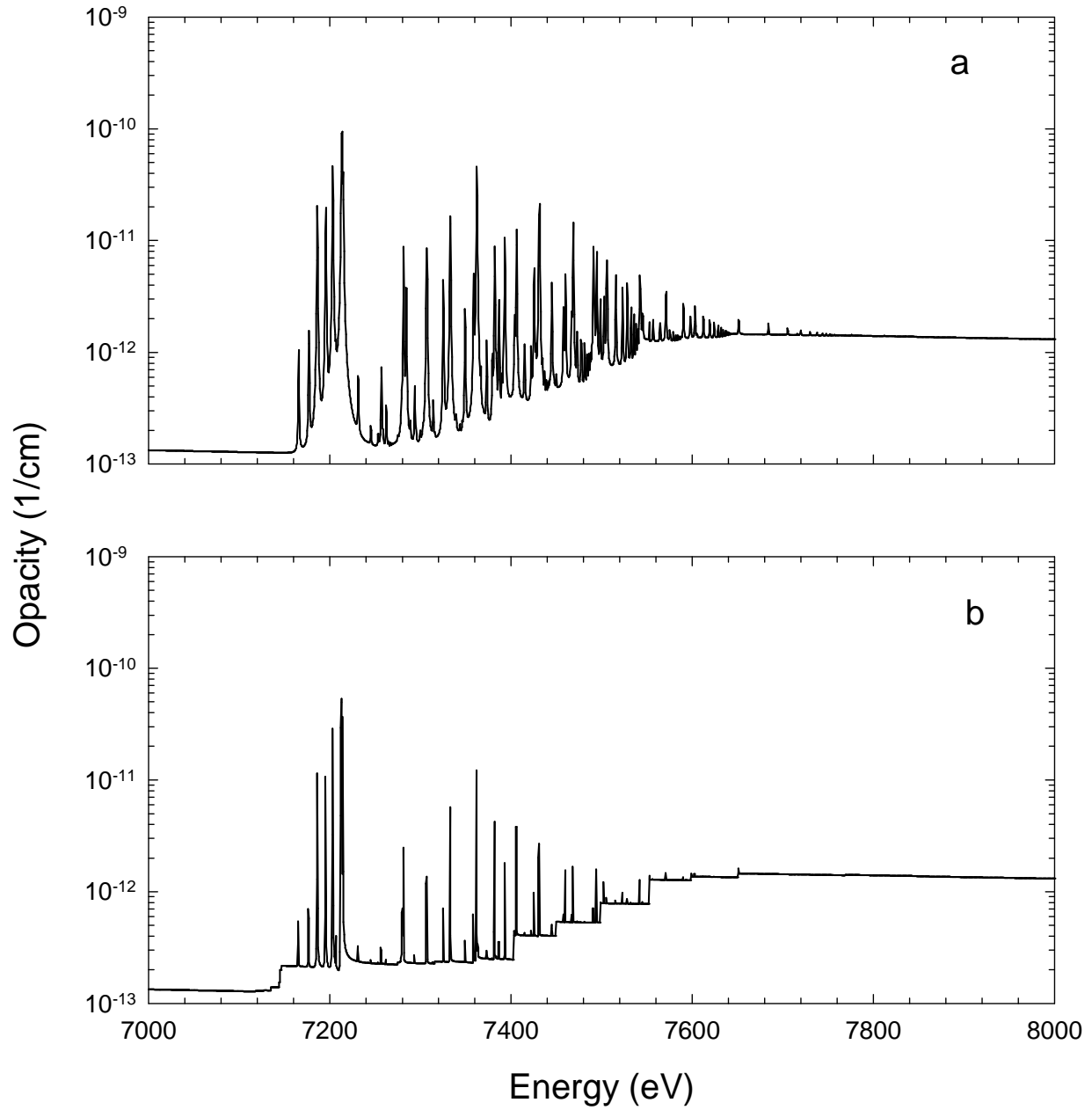


Fig. 3.— Opacities of a photoionized gas with solar elemental abundances and an ionization parameter  $\xi = 10$ , including (a) K damped photoionization cross sections and (b) undamped cross sections.