

Submitted to *The Astrophysical Journal*.

## A Planet at 5 AU Around 55 Cancri <sup>1</sup>

Geoffrey W. Marcy<sup>2,3</sup>, R. Paul Butler<sup>4</sup>, Debra A. Fischer<sup>2</sup>, Greg Laughlin<sup>5</sup>, Steven S. Vogt<sup>5</sup>, Gregory W. Henry<sup>6</sup>, Dimitri Pourbaix<sup>7</sup>

gmarcy@astro.berkeley.edu

### ABSTRACT

We report precise Doppler shift measurements of 55 Cancri (G8V) obtained from 1989 to 2002 at Lick Observatory. The velocities reveal evidence for an outer planetary companion to 55 Cancri orbiting at 5.5 AU. The velocities also confirm a second, inner planet at 0.11 AU. The outer planet is the first extrasolar planet found that orbits near or beyond the orbit of Jupiter. It was drawn from a sample of  $\sim 50$  stars observed with sufficient duration and quality to detect a giant planet at 5 AU, implying that such planets are not rare. The properties of this jupiter analog may be compared directly to those of the Jovian planets in our Solar System. Its eccentricity is modest,  $e=0.16$ , compared with  $e=0.05$  for both Jupiter and Saturn. Its mass is at least  $4.0 M_{\text{JUP}}$  ( $M \sin i$ ). The two planets do not perturb each other significantly. Moreover, a third planet of sub-Jupiter mass could easily survive in between these two known planets. Indeed a third periodicity remains in the velocity measurements with  $P = 44.3$  d and a semi-amplitude of  $13 \text{ m s}^{-1}$ . This periodicity is caused either by a third planet at

---

<sup>1</sup>Based on observations obtained at Lick Observatory, which is operated by the University of California, and on observations obtained at the W.M. Keck Observatory, which is operated jointly by the University of California and the California Institute of Technology.

<sup>2</sup>Department of Astronomy, University of California, Berkeley, CA USA 94720

<sup>3</sup>Department of Physics and Astronomy, San Francisco State University, San Francisco, CA USA 94132

<sup>4</sup>Department of Terrestrial Magnetism, Carnegie Institution of Washington, 5241 Broad Branch Road NW, Washington DC, USA 20015-1305

<sup>5</sup>UCO/Lick Observatory, University of California at Santa Cruz, Santa Cruz, CA, USA 95064

<sup>6</sup>Center of Excellence in Information Systems, Tennessee State University, Nashville, TN 37203-3401.

<sup>7</sup>FNRS post-doctoral fellow, Institut d'Astronomie et d'Astrophysique, Université Libre de Bruxelles, C.P. 226 Boulevard de Triomphe, B-1050 Bruxelles, Belgium.

$a=0.24$  AU or by inhomogeneities on the stellar surface that rotates with period 42 d. The planet interpretation is more likely, as the stellar surface is quiet, exhibiting  $\log(R'_{\text{HK}}) = -5.0$  and brightness variations less than 1 millimag, and any hypothetical surface inhomogeneity would have to persist in longitude for 14 yr. Even with all three planets, an additional planet of terrestrial-mass could orbit stably at  $\sim 1$  AU. The star 55 Cancri is apparently a normal, middle-aged main sequence star with a mass of  $0.95 M_{\odot}$ , rich in heavy elements ( $[\text{Fe}/\text{H}] = +0.27$ ). This high metallicity raises the issue of the relationship between its age, rotation, and chromosphere.

*Subject headings:* planetary systems – stars: individual (55 Cancri= HIP43587 = HD 75732 = HR 3522 =  $\rho^1$  Cnc )

## 1. Introduction

Rarely in modern astrophysics does a nearby star attract intense scrutiny on three observational fronts. The main sequence star 55 Cancri ( $= \rho^1$  Cnc = HD 75732 = HIP 43587 = HR 3522, G8V) has been examined for its extreme abundances of chemical elements, its close-in orbiting planet, and its controversial disk of dust. These three putative properties are plausibly linked together by the formation and evolution of planetary systems making the system rich with implications.

The metal-rich nature of 55 Cnc was first noticed by H.Spinrad and B.Taylor who alerted Greenstein and Oinas (1968). They all noted its unusually high abundance of iron and carbon relative to that in the Sun. The iron lines and CN molecular absorption spectral feature were particularly prominent in blue photographic spectra. These results were confirmed by Taylor (1970) and indeed, Bell and Branch (1976) reported that carbon was yet further enhanced over iron,  $[\text{C}/\text{Fe}]=+0.15$  . Later spectral analyses of 55 Cnc have confirmed its high metallicity (Cayrel de Strobel et al. 1992, 2001; Taylor 1996, Gonzalez & Vanture 1998, Feltzing and Gonzalez 2001) with estimates of (logarithmic) iron abundance relative to the Sun ranging from  $[\text{Fe}/\text{H}]=+0.1$ – $0.5$  . Thus 55 Cnc is regarded as a rare “super metal rich” main sequence star, but confusion still remains about the interpretation of SMR stars (Taylor 2002, Reid 2002).

A planet was reported around 55 Cnc having an orbital period of 14.65 d, an implied orbital radius of 0.11 AU, and a minimum mass of,  $M \sin i = 0.84 M_{\text{JUP}}$  (Butler et al. 1997). It was the fourth extrasolar planet discovered, coming after the planets around 51 Peg, 70 Vir, and 47 UMa. The velocity residuals to the orbital fit of 55 Cnc exhibited a monotonic

increase of  $90 \text{ m s}^{-1}$  from 1989–1995 followed by an apparent decrease in 1996. Butler et al. noted that these residuals constrained a possible second planet to have a period,  $P > 8 \text{ yr}$ , and a mass,  $M \sin i > 5 \text{ M}_{\text{JUP}}$ . The decrease in the velocity residuals continued during 1997 (Marcy & Butler 1998), supporting the planetary interpretation. However, without a full orbital period nor a Keplerian velocity curve, the possibility of stellar activity as the cause of the residuals could not be excluded. This star joined 51 Peg (Mayor & Queloz 1995, Marcy et al. 1997) as members of a growing class of planet-bearing stars that have metallicity well above solar (Gonzalez 1998, Barnes 2001, Santos 2000, Butler et al. 2000).

A third issue arose for 55 Cnc when Dominik et al. (1998) presented evidence for a Vega-like dust disk based on *Infrared Space Observatory* (ISO) measurements between  $25 \mu\text{m}$  and  $180 \mu\text{m}$ . They detected the photosphere at  $25 \mu\text{m}$  and excesses at the higher wavelengths. Trilling & Brown (1998) reported resolving the disk out to  $3.2 \text{ arcsec}$  ( $40 \text{ AU}$ ) with near-infrared coronagraphic images. Controversy over the disk detections arose when Jayawardhana et al. (2000) found the submillimeter emission to be lower by a factor of 100 than that expected from the disk reported by Trilling & Brown. Equally troubling were observations by the NICMOS near-infrared camera on the *Hubble Space Telescope* (Schneider et al. 2001) which imposed an upper limit on the near-infrared flux that was 10 times lower than that reported by Trilling & Brown. A possible resolution of the discrepancies was provided by Jayawardhana et al. (2002) who found three faint sources of sub-mm emission that were located near but not centered on 55 Cnc, implying that past detections of IR flux might have come from background objects. The NICMOS upper limit, the upper limit to the sub-mm flux, and the detection of background field sources suggest that no disk has been detected around 55 Cnc. Indeed, Habing et al. (2001) discuss the non-negligible probability of spurious detections of disks by ISO caused by fluctuations and by background field sources.

The star 55 Cnc is also a visual binary, with a common proper motion companion 7 magnitudes fainter ( $V=13$ ,  $I=10.2$ ), separated by  $85 \text{ arcsec}$  corresponding to  $1100 \text{ AU}$  projected on the sky (Hoffleit 1982). We have measured the barycentric radial velocities for components A and B to be  $27.3 \pm 0.3$  and  $27.4 \pm 0.3 \text{ km s}^{-1}$  respectively (Nidever et al. 2002). Thus, the two common proper motion stars are indeed likely bound. Their common space motion is similar to that of the Hyades supercluster (Eggen 1993).

This paper will be concerned only with component A that we will refer to as “55 Cnc” for which we report continued radial velocities measurements, extending from 1989 to 2002.4. In section 2 we provide a update on the properties of the star, especially its mass, metallicity, and chromospheric activity level. In section 3 we present all the radial velocity measurements and section 4 contains the orbital fit to two planets. In the remaining sections we study the possibility of additional planets and the gravitational dynamics between the planets.

## 2. Properties of 55 Cnc

### 2.1. Stellar Surface Temperature, Metallicity and Mass

The inferred value of the minimum mass for the planet,  $M \sin i$ , scales with the two-thirds power of the adopted mass of the host star (plus companion). Unfortunately, the mass and evolutionary status of 55 Cnc remain uncertain despite many spectroscopic analyses. The mass is best derived from stellar evolution models constrained by the observed luminosity, metallicity and effective temperature of the star.

The absolute visual magnitude of 55 Cnc is  $5.47 \pm 0.05$ , yielding a luminosity of  $0.61 \pm 0.04 L_{\odot}$  from the Hipparcos parallax of  $79.8 \pm 0.84$  mas (Perryman et al. 1997, ESA 1997). Coupled with its color,  $B-V=0.87$ , and spectral type of G8V, the star resides a few tenths of a magnitude brighter than the zero-age main sequence. The star’s color, spectral-type, and luminosity render it as a normal main sequence star of modest age, a few Gyr. If it had solar metallicity, its inferred mass would be  $0.92 M_{\odot}$  (Prieto and Lambert 1999).

The metallicity of 55 Cnc, however, is certainly above Solar. Various LTE analyses of high-resolution spectra of 55 Cnc have yielded measured metallicities in the range  $[\text{Fe}/\text{H}]=0.20\text{--}0.45$  (Fuhrmann et al. 1998, Gonzalez & Vanture 1998, Baliunas et al. 1997, Taylor 1996, Arribas & Martinez-Roger 1989, Perrin et al. 1977, Oinas 1977, Feltzing & Gonzalez 2001). These same LTE analyses yield measurements of the effective surface temperature that fall in the range,  $T_{\text{eff}}=5100\text{--}5340$  K, in agreement with the spectral type of G8V. Two excellent reviews of the atmospheric analyses and interior models for 55 Cnc are provided by Ford, Rasio, and Sills (1999) and by Henry et al. (2000).

The above uncertainties in  $T_{\text{eff}}$  and  $[\text{Fe}/\text{H}]$  leave the inferred stellar mass, derived from evolutionary models, uncertain by  $\sim 10\%$ . An additional evolutionary constraint can be imposed by age estimates, derived from the CaII H&K chromospheric emission, the star’s position on theoretical evolutionary tracks in the HR diagram, and from its Galactic space motion. The mean H&K emission level during six years implies an age of  $4.5 \pm 1$  Gyr (Donahue 1998, Henry et al. 2000). The age estimates from the star’s placement on evolutionary tracks range from 1 Gyr (Fuhrmann et al. 1998) to 8 Gyr (Ford et al. 1999, Gonzalez 1998). This lack of precision in age-dating is disturbing and is caused primarily by the poor atmospheric parameters of  $T_{\text{eff}}$  and  $[\text{Fe}/\text{H}]$ . The star is variously suggested to be a subgiant or a Zero-age main sequence member of the Hyades moving group (Fuhrmann et al. 1988, Eggen 1993, Deltorn & Kalas 2002). The space motion velocity of 55 Cnc relative to the LSR is  $29.5 \text{ km s}^{-1}$  (Reid 2002), similar to disk stars of modest age, 2-8 Gyr. The modest precision of the  $T_{\text{eff}}$  and age of 55 Cnc suggests that our astrophysical understanding of simple main sequence stars leaves room for advancement.

We have independently carried out a preliminary LTE analysis for 55 Cnc based on Keck/HIRES and Lick/Hamilton spectra at resolution 60,000. Details will appear in Fischer & Valenti (2003). We find  $T_{\text{eff}}=5240\pm50$  K, which falls in the middle of the range of previous measurements. Our LTE analysis yields  $[\text{Fe}/\text{H}]=+0.27\pm0.03$  for 55 Cnc. We also find that other elemental abundances are enhanced over solar with C, Si, S, Ca, and Ni  $\sim 0.3$  dex above Solar (Fischer and Valenti 2003). Thus 55 Cnc is not only metal-rich in iron-peak elements but even more enriched in alpha elements.

Our metallicity of  $[\text{Fe}/\text{H}]=+0.27$  resides in the lower half of the metallicity estimates from other groups. A new calibration of metallicity based on uvby photometry has been carried out by Martell & Laughlin (2002) and rests on 1533 calibration stars drawn from the Hauck–Mermilliod (1998) uvby catalog and the Cayrel de Strobel (1992) spectroscopic metallicity catalog. This calibration applied to 55 Cnc gives  $[\text{Fe}/\text{H}]=+0.29\pm0.12$  and  $T_{\text{eff}}=5220\pm80$  (Martell and Laughlin 2002), in agreement with our LTE spectroscopic analysis. The uvby-based metallicity estimate of Schuster & Nissen (1989) is,  $[\text{Fe}/\text{H}]=0.10 \pm 0.16$ .

We conclude that 55 Cnc is metal-rich with  $[\text{Fe}/\text{H}]=+0.27 \pm 0.10$ . Compared to stars in the solar neighborhood, 55 Cnc is metal-rich residing  $\sim 2$  standard deviations from the mean metallicity (Santos et al. 2001, Reid 2002, Butler et al. 2000). That is, 5% of the stars in the solar neighborhood have larger  $[\text{Fe}/\text{H}]$ . This more modest metallicity ameliorates the difficulties in modeling the evolutionary status of 55 Cnc (see Ford et al. 1999 and Fuhrmann et al. 1998 for past inconsistencies). The problem was that models predict a main sequence for stars having  $[\text{Fe}/\text{H}]\sim+0.4$  that is simply more luminous than 55 Cnc actually is, near  $T_{\text{eff}} \approx 5250$  K. There is no plausible evolutionary explanation for a star to reside below the main sequence, unless in fact its metallicity is lower. Indeed, evolutionary models with  $[\text{Fe}/\text{H}]=0.27$  exhibit a lower (less luminous) main sequence in the HR diagram, allowing a self-consistent solution for 55 Cnc with a mass of 0.9-1.0  $M_{\odot}$  and an age of 2–8 Gyr, similar to the age derived from the H&K chromospheric emission level and its Galactic kinematics.

Two recent mass estimates of 55 Cnc from evolutionary models yield 0.95  $M_{\odot}$  (Ford et al. 1999) and 1.08  $M_{\odot}$  (Fuhrmann et al. 1998). Here, we estimate the mass of 55 Cnc from its observed luminosity,  $T_{\text{eff}}$ , H&K-derived age of 5 Gyr (Henry et al. 2000), and the new  $[\text{Fe}/\text{H}]$  value of +0.27. We use the set of interior models provided by Ford et al. (1999), extrapolated from  $[\text{Fe}/\text{H}]$  of +0.39 to +0.27. We find a good fit to all observed parameters occurs for a mass of 0.95  $M_{\odot}$ , the same as found by Ford et al. (1999). We therefore adopt a mass for 55 Cnc of  $0.95\pm0.1 M_{\odot}$ .

## 2.2. Stellar Rotation

The Ca II H&K chromospheric emission provides two separate determinations of the axial stellar rotation. A predicted rotation period can be determined from the color index (B-V) and average Ca II flux index,  $\langle S \rangle$  (Noyes et al. 1984). Henry et al. (2000) report  $\langle S \rangle = 0.19$  during 6 yr of monitoring, implying a predicted rotation period of 42.2 d. We have obtained five spectra of the CaII K-line of 55 Cnc from the Keck observatory using the HIRES spectrometer (Vogt et al. 1994). A representative spectrum near the K-line at 393 nm is shown in Figure 1. The weak emission reversal in the line core is visible to the eye, indicating that the star has a weak to modest chromosphere and is thus relatively old (Noyes et al. 1984). All five Keck spectra yield  $S=0.18$  within 0.02, in agreement with the value given by Henry et al. Independently, actual periodicities have been detected in the H&K emission caused by magnetically active regions on the stellar surface that rotate into and out of the visible hemisphere (Baliunas et al. 1985). Periods of 35–43 d have been detected for 55 Cnc (Henry et al. 2000).

This observed rotation period might vary with the phase of the magnetic stellar cycle, as the fields migrate in latitude ala the butterfly diagram for the Sun (Donahue, Saar, and Baliunas 1996). Based on the Sun, we expect rotation periods to vary by up to 10% on other G dwarfs as the magnetic regions migrate in latitude. The rotation period of 35–43 d represents some unknown range of latitudes on the surface of 55 Cnc during the era from 1993–2000 when the H&K observations were made (Henry et al. 2000).

This range for the rotation period of 55 Cnc, 35–43 d, is unlikely to be grossly in error since it stems from actual periodicities in emission and the range agrees with the rotation period from the mean H&K level (42 d). Nonetheless, the high metallicity of 55 Cnc raises some concern about the integrity of the Noyes calibration of rotation period with mean  $S$  value. Soderblom (1985) has used the Hyades stars to test the effects of high metallicity on the standard correlations between  $S$  value, B-V, and stellar rotation given by Noyes et al. (1984). The Hyades has  $[\text{Fe}/\text{H}] = +0.15 \pm 0.05$  and many stars have rotation rates directly measured from photometric periodicities (Lockwood et al. 1984). Apparently, Hyades dwarfs have longer rotation periods (slower spin rates) by about 10% compared to stars of Solar metallicity (Soderblom 1985). Thus for the metal-rich 55 Cnc, the predicted rotation period of 42.2 d may be an underestimate of its true rotation period by 10–15%. If so, the predicted rotation period would be 46–50 d, somewhat above the range of actual observed periodicities. Clearly a detailed study of the calibration of activity vs. stellar rotation for different metallicities is needed.

Stellar rotation can also be detected photometrically. Differential Strömgren photometry with the T8 0.8 m automatic photoelectric telescope (APT) at Fairborn Observatory (Henry

1999) has been carried out over the past six years. Figure 2 shows the results in the combined Strömgren  $(b+y)/2$  passband. The photometry reveals a gradual decline in mean brightness of 0.002 mag.

The downward trend is undoubtedly due to long-term changes in the level of magnetic activity, normal for middle-aged, inactive stars. We have also computed a power spectrum of the photometry. For a brief discussion of the method see Henry et al. (2001). Not surprisingly, given the star’s low level of activity, we find no hint of any periodicity between 2 and 100 days. We get similar results when we analyze each observing season separately. The individual seasonal light curves all show night-to-night constancy of 0.0012 mag, the limit of photometric precision for a single observation.

When we phase the entire data set with a prospective 44.3 day period (see section 6) and do a least-squares sine fit, we get a semi-amplitude of  $0.00018 \pm 0.00009$  mag, which constitutes a non-detection. Similarly, we find no signal at the 0.005 mag level when folding the 108 Hipparcos photometric measurement of 55 Cnc at periods near 44.3 d.

These photometric results suggest that the star is middle-aged and chromospherically inactive. By comparison with similar G dwarfs being monitored for Doppler shift variations, 55 Cnc stands as a quiescent star and is expected to exhibit velocity jitter of  $3\text{--}5 \text{ m s}^{-1}$  (Saar et al. 1998, Santos 2000) due to surface effects. Moreover, no periodicities appear, other than that of the rotation period of 35–43 d.

Rotation can also be assessed from high-resolution spectra to reveal Doppler broadening of the absorption lines. For 55 Cnc, estimates of  $V \sin i$  lie between 1.0 and 1.5  $\text{km s}^{-1}$  (Soderblom 1982, Fuhrmann et al. 1998) with uncertainties of  $\sim 0.5 \text{ km/s}$ . For a likely radius of the star of  $0.95 R_{\odot}$ , the measured rotation period of 35–43 d implies an equatorial velocity of  $1.3 \pm 0.1 \text{ km s}^{-1}$ , consistent with the measured values of  $V \sin i$ . Since the CaII H&K rotational periodicity is so clearly seen (Henry et al. 2000) the viewing angle of the star cannot be nearly pole-on. Indeed, viewing angles near pole-on occur rarely from a statistical standpoint. These arguments suggest that the star is viewed within  $\sim 45$  deg of the equator. Note, however, that  $V \sin i$  is too poorly measured to extract  $\sin i$  directly from from known rotation period and stellar radius.

In summary, 55 Cnc is a metal-rich, middle-aged main sequence star with a mass of  $0.95 M_{\odot}$ . Its chromospheric emission and photometric variability are both low, similar to the majority of middle-aged G8 dwarfs, all of which are photospherically stable. The stellar characteristics of 55 Cnc are listed in Table 1. These characteristics all fall within the normal range found for middle-aged G8 main sequence stars. We expect its surface behavior, especially photospheric velocity “jitter”, due to surface turbulence and spots, to

be  $3\text{--}5\text{ m s}^{-1}$  for such a star (Saar et al. 1998, Saar & Fischer 2000, Santos et al. 2000). Indeed, among 1,200 FGKM dwarfs that we are studying with precise velocities, we find the velocity jitter to be  $3\pm 2\text{ m s}^{-1}$  for such middle-aged, photometrically quiet stars.

### 3. Radial Velocity Observations

We have obtained 143 measurements of the velocity of 55 Cnc, during 13 years from 1989–2002. Spectra were obtained with the cross-dispersed echelle spectrometer, the “Hamilton”, (Vogt 1987). We placed a special-purpose Iodine absorption cell in the stellar path to provide calibration of both wavelength and the spectrometer PSF (Butler et al 1996). The Iodine absorption cell has remained the same during the entire 13 years, and is always temperature controlled to  $50\pm 0.1\text{ C}$ . As the pyrex cell is glass-sealed, the column density of iodine remains the same and the iodine line widths have remained constant during the 13 years. The dense forest of iodine absorption lines provides an indelible record of the wavelength scale and behavior of the spectrometer at the instant of each observation (Butler et al. 1996).

The starlight was gathered with the 3-m “Shane” and 0.6-m “CAT” telescopes, both of which feed the Hamilton spectrometer. The resolution of the Hamilton was  $(\lambda/\Delta\lambda)=40,000$  from 1989 to November 1994. Starting 1994 Nov, the Hamilton camera optics were improved by installing a new corrector plate and new field flattener. The new PSF has reduced wings and a more symmetric PSF. At that same time, the wavelength coverage was expanded with a larger CCD, from  $800^2$  to  $2048^2$  pixels. These improvements yielded a resolution of 55000 and higher Doppler precision by a factor of  $\sim 2.5$ .

The Doppler shifts of all spectra were determined by synthesizing the composite spectrum composed of the star and iodine lines. The free parameters in each  $2\text{ \AA}$  chunk of spectrum included the linear wavelength scale, the spectrometer PSF, and the Doppler shift. A complete description of our Doppler analysis is given by Butler et al. (1996).

Velocity measurements for three arbitrary comparison stars of spectral type G and K, similar to 55 Cnc, are shown in Figure 3. These stars were observed with the same Hamilton spectrometer and telescopes at Lick Observatory as was 55 Cnc. The stability of the Doppler measurements over the decade is apparent, with scatter  $\sim 10\text{ m s}^{-1}$  or less, and no trends over the long term. This suggests that the measurements carry no systematic errors greater than  $10\text{ m s}^{-1}$ .

The velocity measurements are listed in Table 2 and shown in Figure 4. The first 14 Doppler measurements made between 1989 and 1994 Nov have uncertainties of typically 8–10



$\text{m s}^{-1}$ , worse than most of the subsequent observations due to the unrepaired optics of the Hamilton spectrometer. They have not been inflated by  $\sim 30\%$  as suggested by Cumming et al. 1999. Observations made since 1994 Dec have uncertainties of typically  $3\text{--}5 \text{ m s}^{-1}$ .

The standard deviation of the velocities is  $69 \text{ m s}^{-1}$ , with peak-to-peak variations of  $280 \text{ m s}^{-1}$ . These velocity variations are well above the uncertainties, implying that real velocity variations are occurring. During time scales of a few months, the Doppler velocity variations of 55 Cnc are dominated by a 14.65 day periodicity, as reported by Butler et al. (1996). A power spectrum of the entire set of velocities is shown in Figure 5. The strongest peak resides at a period of 14.65 d. This periodicity is the same as that reported by Butler et al. and is caused by a planetary mass companion having  $M \sin i = 0.84 M_{\text{JUP}}$  in a nearly circular orbit ( $e=0.02$ ) with semimajor axis of 0.11 AU.

To test the integrity of a single-planet model for 55 Cnc, we fit all the velocities with a simple Keplerian model, as shown in Figure 6. The fit reveals the expected period of 14.65 d and velocity semi-amplitude of  $78 \text{ m s}^{-1}$ . The fit is poor, with velocity residuals that exhibit an RMS of  $39 \text{ m s}^{-1}$ , well above the errors of  $3\text{--}10 \text{ m s}^{-1}$ . Indeed, the value of the reduced  $\sqrt{\chi^2_\nu}$  is 10. Clearly the single-planet model is inadequate. Moreover, the residuals to the single-planet model show a monotonic rise from 1989 until 1996 and a subsequent decline (see Figure 6 in Marcy and Butler 1998). Those residuals exhibit coherent behavior on a time scale of a decade or more. Indeed, the power spectrum in Figure 5 suggests a second period near 5800 d.

#### 4. Models of Two Planets Orbiting 55 Cancri

We attempted to fit the velocities with a model that consisted of two independent Keplerian orbits representing the inner planet with  $P \approx 14.65$  d and a hypothetical outer companion. This two-Keplerian fit is shown in Figures 7 and 8. In Figure 7, the two-Keplerian fit is exhibited after subtracting the long-term velocity variation caused by the outer companion. The velocity residuals have an RMS of only  $12 \text{ m s}^{-1}$  in comparison with the single-Keplerian model (Figure 6) which had an RMS of  $39 \text{ m s}^{-1}$ . Thus the double-Keplerian model yielded a dramatic improvement in the quality of the fit. Indeed, the value of  $\sqrt{\chi^2_\nu}$  fell to 2.7 from the value of 10 achieved with only one planet. This double-planet model is also shown in Figure 8 which exhibits the observed and model velocities after subtracting the effects of the inner planet with its 14.65 d period. Here the wobble of the star caused by the outer planet is revealed more clearly to the eye, though that long-term wobble is apparent in Figure 4 as well.

The double-Keplerian model reveals an outer companion that has period,  $P = 14 \pm 1.5$  yr, velocity semiamplitude,  $K = 45 \pm 3 \text{ m s}^{-1}$ , and orbital eccentricity,  $e = 0.23 \pm 0.06$ . The full set of orbital parameters are listed in Table 3. The uncertainties in the orbital parameters are determined by using a Monte Carlo simulation of the velocities, adding artificial velocity noise, and recomputing the double-Keplerian orbital fit. The quality of the double-Keplerian fit suggests that 55 Cnc contains a second companion with an orbital period of 12–16 yr.

From the stellar mass of  $0.95 M_\odot$ , the minimum mass of the companion can be computed. We find a minimum mass ( $M \sin i$ ) of  $3.5 M_{\text{JUP}}$ . The orbital semimajor axis is 5.4 AU.

Clearly this outer companion was detected previously in the long-term variation in the velocity residuals reported by Marcy and Butler (1998). But only now has enough time passed that the orbit appears to be nearly complete. Figure 8 shows that the velocities, after subtracting the velocity effects of the inner 14.65 d planet, are reaching a minimum, thus indicating the closure of the outer orbit. This orbit closure deserves close examination.

## 5. The Period of the Outer Planet

The period of the outer planet remains somewhat uncertain because the duration of observations, 1989–2002, is only 13 yr, very close to the best-fit period, 14 yr. The most recent season of velocity measurements, during 2002, shows a flattening of the downward slope that had characterized the velocity residuals to the single-planet fit from 1996–2001. This flattening of the velocities is visible to the eye in Figure 8.

Nonetheless the flattening is modest, leaving the period of the outer planet weakly constrained. The weak constraint on the period of the outer planet can be illustrated by arbitrarily adopting a period of 20 yr for it, instead of the best-fit period, 14 yr. We recomputed the double-Keplerian fit to the velocities but froze the value of the period of the outer planet to be 20 yr. All other orbital parameters for both planets were allowed to float. This constrained fit tests the viability of an orbital period of 20 yr for the outer planet. The resulting  $\sqrt{\chi^2_\nu}$  is 2.92 which is slightly worse than the best-fit value, 2.76. Apparently a 20 yr orbital period is poorer than the best-fit 14 yr period for the outer planet.

However the value of  $\chi^2_\nu$  for  $P=20$  yr is only slightly worse than that for the best fit because of dilution caused by the preponderance of measurements during 10 years prior to the recent season. Adopting  $P=20$  yr yields a poor fit only during the past season. Indeed during the past two seasons, 2001 and 2002, the velocities appear plausibly fit by the theoretical curve for  $P=20$  yr which continues a downward slope. Thus the  $\chi^2$  statistic is not a sensitive diagnostic of recent changes in the slope of the velocities.

To improve the sensitivity to the period of the outer planet, we performed a different test of the recent velocities to sense a flattening of the slope. We fit the velocities with a single Keplerian (with  $P \approx 14.65$  d) and a free “trend” in the velocities during two time intervals, 1995.5–2001.5 (six years) and 2000.5–present (two years). The trend during those two intervals was found to be  $-16.25 \pm 0.3$  m s<sup>-1</sup> per year and  $-4.5 \pm 1.8$  m s<sup>-1</sup> per year. Thus, the slope flattened during the past two years from its previous decline rate of 16 to 4.5 m s<sup>-1</sup> per year. The two slopes differ by  $6\sigma$ . Isolating just the past season alone (2001.8–2002.5) the best-fit slope is now positive,  $+3.4$  m s<sup>-1</sup> per year.

Thus the recent stellar velocities induced by the outer companion are apparently flattening, and indeed appear to be increasing. This velocity turn-around is consistent with the best-fit double-keplerian that yields a period of 14 yr for the outer planet. Nonetheless, the reality of the flattening remains only  $6\sigma$ , marginal enough that further intense velocity measurements are warranted. Until then, the period of the outer planet remains poorly constrained and could be as large as 20 yr at the  $6\sigma$  level.

### 5.1. Orbital Eccentricity of the Outer Planet

The orbital eccentricity of the outer planet is formally found to be  $0.23 \pm 0.06$ , from the two-Keplerian model. (In section 6, the superior three-planet model yields an eccentricity of  $e = 0.16 \pm 0.06$  for the outer planet.) The uncertainty of 0.06 is the  $1\sigma$  standard deviation of 100 Monte Carlo trials in which artificial noise was added to the velocities and the double-Keplerian was recomputed. Clearly the eccentricity is not constrained well, but is probably less than 0.3 .

Our experience is that velocity errors tend to artificially increase the best-fit eccentricity. This artificial increase occurs for at least two reasons. First, the eccentricity cannot be found negative, implying the velocity noise tends to push the best-fit eccentricity away from  $e=0$  in only the positive direction. Second, the flexibility of the shapes of theoretical Keplerian velocity curves allows the best-fit model to be contorted in order to fit the discrepant velocity measurements. Similar issues of the systematic errors and distribution of errors are also discussed by Halbwachs et al. (2000). This Keplerian contortion act is especially insidious for cases in which barely one full orbit has been completed such as this case for the outer planet. The eccentricity is allowed to take on a distorted value to best fit the most recent velocities, bending the velocity curve with a large second derivative. The recent velocity measurements in 2002 are well fit only by a significant curvature in the orbital fit, as seen in Fig 8. Thus we suspect that the best-fit eccentricity of 0.23 may be overestimated by up to 25%. More careful Monte Carlo tests could be applied to ascertain this bias. Nonetheless, this two-Keplerian fit is clearly not adequate and the best estimate of orbital parameters likely comes from including a treatment of the periodicity in the residuals.

## 6. Velocity Periodicity of 44 days

The double-Keplerian fit, while a great improvement over a single-Keplerian model, yields residuals with  $\text{RMS}=12 \text{ m s}^{-1}$  and  $\sqrt{\chi^2_\nu}=2.7$ . Normal, chromospherically quiet stars yield  $\text{RMS} = 4\text{--}6 \text{ m s}^{-1}$  (partly due to velocity jitter) and yield values of  $\sqrt{\chi^2_\nu}$  less than 1.5. The uncertainties for each velocity measurement are the weighted uncertainty in the mean velocity of the  $\sim 400$  individual  $2 \text{ \AA}$  spectral chunks from each spectrum. They represent internal errors and closely match the actual uncertainties of the velocities as shown by Cumming et al. (1999). Thus the observed scatter in the residuals to the double-Keplerian fit of  $12 \text{ m s}^{-1}$  significantly exceeds the errors of  $\sim 4 \text{ m s}^{-1}$ . The two-Keplerian fit fails to explain the data. We have similarly attempted full N-body simulations of the three-body system (star and two planets). These calculations yield no better fits.

A power spectrum of the velocity residuals to the double-Keplerian fit is shown in Figure 9. The power spectrum reveals a strong periodicity at  $P = 44.3 \text{ d}$ . This periodicity in the velocities appears compelling even from the velocity measurements obtained within just one season, such as in 1996 and 2002. In principle, this 44.3 d periodicity could be caused by some stellar phenomenon or by a third planetary companion.

We tried three-Keplerian models to fit the velocities of 55 Cnc, as described in section 6.1. Such models yield  $\sqrt{\chi^2_\nu} = 1.8$ , significantly superior to that achieved with only two Keplerian orbits ( $\sqrt{\chi^2_\nu} = 2.7$ ). We normally find  $\sqrt{\chi^2_\nu} = 1.1\text{--}1.5$  for adequate fits to chromospherically quiet stars. Thus the evidence for a third planet is plausible, but it leaves some velocity scatter unaccounted for.

Moreover, the stellar rotation period of 35–42 d is suspiciously similar to this velocity period of 44.3 d. The stellar rotation period, as described in section 2.2, stems directly from observed periodicities in the Ca II chromospheric diagnostic. The period of CaII emission variations represents the stellar rotation of the latitudes at which the active regions reside. However, during a stellar cycle the active regions probably migrate to other latitudes where differential rotation would yield a different rotation period. Thus, the velocity periodicity at  $P = 44.5 \text{ d}$  could, in principle, be caused by surface inhomogeneities (spots, plage, turbulent domains) at a some latitude where the rotation period is  $\sim 44 \text{ d}$ .

It is difficult to support the notion that surface effects cause the 44 d velocity periodicity in 55 Cnc. The weak chromospheric of 55 Cnc and the lack of photometric variability render its stellar atmosphere stable and void of large velocity excursions, as described in section 2. The velocity jitter is expected to be less than  $5 \text{ m s}^{-1}$  for such an old, quiet G8V star. The observed velocity semi-amplitude of  $13 \text{ m s}^{-1}$ , found in the three-Keplerian fit, is much larger than that expected from surface effects. Thus, a planet explanation is to be favored,

with all due concern about the near-coincidence between the rotation and orbital periods of 42 and 44 d, respectively.

### 6.1. Interpreting the 44-day Period as a Third Planet

The removal of the 14.65 d and 14 yr Keplerian periodicities from the radial velocity data set leaves a large residual scatter with power concentrated at a period of 44.3 day. This velocity signal has a semi-amplitude of  $13 \text{ m s}^{-1}$  (best-fit sinusoid), larger than expected from a chromospherically quiet G8 main sequence star. Indeed, quiet G8 dwarfs have never revealed any intrinsic periodicity at measurements levels above  $5 \text{ m s}^{-1}$  and the velocity jitter (RMS) is only  $3\text{--}5 \text{ m s}^{-1}$  for such a star (Saar et al. 1998, Santos et al. 2000) and is observed to be stochastic on yearly time scales. Thus surface effects are expected to cause velocities of lower amplitude and void of coherence, quite different from the amplitude and coherence in the 44.3 d velocity periodicity we observe. The poor plausibility of stellar surface effects in explaining the 44.3 d period motivates a detailed study of three-planet models here.

The addition of a third planet to the planetary system model results in a stellar reflex motion formed from the sum of three simultaneous Keplerian orbits. The resulting orbital parameters from this best-fit model are listed in Table 3 and the fit is shown in Figure 10. The fit for a triple Keplerian model gives  $\sqrt{\chi^2_\nu}=1.8$ , an improvement over the 2-planet fit which yielded  $\sqrt{\chi^2_\nu}=2.7$ . This shows that the 3-planet model of the planetary system is plausible. This model contains inner and outer planets not very different from the best two-Keplerian model, but also contains a middle planet characterized by:  $P=44.3 \text{ d}$ ,  $K=13.0 \text{ m s}^{-1}$ ,  $e=0.34$ , implying  $M \sin i = 0.21 \text{ M}_{\text{JUP}}$  (see Table 3).

The  $\sqrt{\chi^2}=1.80$  statistic for the foregoing 3-planet model represents a considerable improvement over the 2-planet fits to the data. Nevertheless, the  $8.5 \text{ m s}^{-1}$  velocity scatter of the 3-planet fit would require a stellar jitter of  $\sim 6.5 \text{ m s}^{-1}$ , whereas 55 Cancri likely has a more quiescent jitter of order  $3\text{--}5 \text{ m/s}$ , as expected for a chromospherically quiet main sequence star (Saar et al 1998, Santos et al 2000).

One possible explanation for the high  $\sqrt{\chi^2}$  value in the 3-planet model stems from the assumption that the orbits are unperturbed Keplerian ellipses. The system listed in the previous section has a period ratio  $P_c/P_b=3.02$ , which is close to the 3:1 commensurability. This means that over the  $\sim 5000$  day timespan that the star has been observed, the planet-planet interactions between the inner and middle planets will tend to add in a constructive way. This is illustrated in Figure 11, which shows the running difference between the radial velocity curve of the star under the influence of summed Kepler motions, and under full

four-body motion. The discrepancy between the two versions of the stellar motion grows to  $> 100\text{m/sec}$  after 10 years of observation, which indicates that self-consistent fitting (as described by Laughlin & Chambers 2001 and Rivera & Lissauer 2002) is required in order to correctly describe a system in this configuration.

We first used a Levenberg-Marquardt minimization routine (Marquardt 1963; Press et al 1992) driving a four-body integrator to produce a self-consistent fit to the radial velocity data. As with other methods based on the method of steepest descent, the Levenberg-Marquardt routine requires a good initial guess in order to converge to a global minimum in the parameter space.

The summed triple-Keplerian fit to the data provides a natural initial guess, just as a dual-Keplerian initial guess allows the Levenberg-Marquardt method to successfully refine the model of the GJ 876 system (Laughlin & Chambers 2001; Rivera & Lissauer 2001). In that system, the best dual-Keplerian fit (Marcy et al 2001) has  $\sqrt{\chi^2} = 1.88$ . When this dual-Kepler fit is used as a starting condition, the Levenberg-Marquardt method rapidly converges to a fit with  $\sqrt{\chi^2}=1.55$ .

Unfortunately, however, the 3-Keplerian fit to the 55 Cancri data does not provide a similarly propitious point of departure for dramatic improvement. When the summed Keplerian fit is inserted as an initial guess, the code converges to a self-consistent solution with  $\sqrt{\chi^2} = 1.85$ . This fit is shown in the first column of Table 4. Experimentation with the starting conditions shows that there is a very strong sensitivity of  $\chi^2$  to small variations in the initial conditions, coupled with a  $\chi^2$  landscape that is topologically rugged on large scales. It is therefore useful to test additional methods in an attempt to locate the global minimum and thus find the true configuration of the system.

We first used a scheme which turns on the planet-planet perturbations in a gradual way, and which was successfully adopted for GJ876 by Rivera & Lissauer (2001). We decreased both the masses of the planets and the magnitudes of the stellar reflex velocities by a factor of one million. This allows the Levenberg-Marquardt N-body code to recover the 3-Keplerian fit of the previous section. We then gradually increased both the masses of the planets and the radial velocities in a series of discrete increments. After each increment, we allowed the Levenberg-Marquardt minimization to converge to a self-consistent fit. When the radial velocities have grown to their full observed values, the code produces a self-consistent  $\sqrt{\chi^2} = 1.82$  fit, which we list in the second column of Table 4. (All of the fits in table 4 correspond to Epoch JD 2447578.730, the time at which the first radial velocity observation of the star was made).

With the exception of the eccentricity of the middle planet, which has dropped from its

large value of 0.34, the osculating orbital elements for the self-consistent fits are quite similar to the summed Kepler fit. In contrast to the situation with GJ 876, the imposition of planet-planet interactions has not improved the  $\chi^2$  statistic. Furthermore, examination of the 3:1 resonance arguments,  $\theta_1 = 3\lambda_c - \lambda_b - 2\varpi_b$ ,  $\theta_2 = 3\lambda_c - \lambda_b - \varpi_c - \varpi_b$ , and,  $\theta_3 = 3\lambda_c - \lambda_b - 2\varpi_c$ , show that while the model systems are close to resonance, none of the resonance arguments are librating for any of the foregoing fits or for the two additional fits discussed below.. This is illustrated in Figure 12, where the time variation of the resonant argument  $\theta_1$  is plotted for both the 3-Keplerian fit and for the self-consistent fits. It seems clear that the 55 Cancri system will likely turn out to be very interesting dynamically, even if it is not in resonance today. It likely was in the resonance in the past, and the fact that it is currently not indicates an intriguing past, possibly including tidal dissipation (Greg Novak, personal communication, 2002).

The failure of the Levenberg-Marquardt routine to significantly improve the  $\chi^2$  statistic suggests that a true global minimum in the three-planet parameter space was simply not located by the *locally* convergent Levenberg-Marquardt algorithm. The failure of Levenberg Marquardt led us to adopt a genetic algorithm (Goldberg 1989) as implemented by D.L. Carroll (1999) for public domain use. The genetic algorithm starts with a population of osculating orbital elements, each referenced to the epoch of the first radial velocity observation. Each set of elements (genomes) describes a unique four-body integration, and therefore an associated radial velocity curve for the central star. The fitness of a particular genome is measured by the  $\chi^2$  value of its fit to the radial velocity data set. At each generation, the genetic algorithm evaluates the  $\chi^2$  fit resulting from each parameter set and crossbreeds the best members of the population to produce a new generation.

Extensive use of the genetic algorithm also failed to find a significantly improved  $\chi^2$  value over that provided by the summed Keplerian fit, in contrast to the algorithm’s excellent performance on test problems involving strongly interacting planets (Laughlin & Chambers 2002). The best fit which we evolved is listed in the third column of Table 4. This fit has  $\chi^2=1.82$ , and has osculating orbital elements which are very similar to the fit obtained by slowly increasing the strength of the planet-planet interactions (second column of Table 4).

In summary, we have investigated three numerical strategies for producing self-consistent three-planet fits to the 55 Cancri radial velocity data set. All three methods provide fits with  $\chi^2$  statistics that are essentially equivalent to the best 3-Kepler fit, and all three fits are in quite good agreement, suggesting that the system lies just outside of the 3:1 resonance. We stress, however, that it is not yet completely clear whether the system is indeed in the 3:1 resonance. Further dynamical fitting and further observation of the star will be required to definitively identify the dynamical relationship between the inner and the middle planet.



## 7. Stability of Earth–Mass Planets near 1 AU

The architecture of the 55 Cancri system, with giant planets in 14.65 and 4680 day orbits, leads to an anthropocentric question: Is a terrestrial planet stable at 1 AU? The answer is yes. The large period separation between the middle and outer planets admits a broad zone of stable orbits in the so-called habitable zone of this system. We have done a number of representative integrations, which combine the nominal co-planar three-planet system listed in Tables 3 and 4 with an Earth-mass planet on an initially circular 1 AU orbit. The orbital elements are assumed to map onto planetary configuration built in Jacobi coordinates. Apse precession due to general relativistic effects is accomodated by augmenting the stellar gravitational potential with an approximate post-Newtonian correction (see e.g. Saha & Tremaine 1992). This improvement has a qualitatively negligible effect on the results.

In typical cases, perturbations from the giant planets cause the eccentricity of the Earth-mass planet to oscillate over a 27,000 year period with an amplitude in  $e$  of 0.03 . Note that perturbations from the other planets in our own solar system cause Earth to experience chaotic eccentricity oscillations of similar magnitude and duration (see e.g. Murray and Dermott, 1999).

## 8. Discussion and Conclusions

All  $\sim 90$  previously reported extrasolar planets reside in smaller orbits than that of Jupiter in our Solar System. The duration of Doppler searches for extrasolar planets had not been long enough to capture an entire orbital period of 12 years for planets at 5 AU. Indeed all previously known planets are known to have semimajor axes less than 4 AU, well within Jupiter’s orbital distance. Moreover, a large majority of the extrasolar planets reside in eccentric orbits. Thus it has remained inappropriate to compare the extrasolar planets against Jupiter or Saturn in our Solar System.

The Lick Observatory Doppler planet search began in 1987 and thus now has the requisite duration to detect planets having orbital periods of over a decade. The velocities of 55 Cnc during 13 years can be explained nearly adequately by two planets orbiting the star. We had previously detected the inner planet to 55 Cnc (“55 Cnc b”, Butler et al. 1997). Its mass ( $>0.9 M_{\text{JUP}}$ ) and circular orbit with a radius of 0.11 AU from the star represents a class of close-in extrasolar planets, sometimes called “hot jupiters”, the first member of which was 51 Peg (Mayor and Queloz 1995).

The velocities of 55 Cnc now reveal strong evidence of an outer planet at 5.9 AU, previously suspected due to the additional wobble of 55 Cnc (Marcy & Butler 1998). The reality of an outer planet with an orbital period of 13–15 yr and a minimum mass of  $4 M_{\text{JUP}}$  is securely supported by the velocities. Remaining velocity residuals with RMS of  $13 \text{ m s}^{-1}$  are caused either by gas motions on the stellar surface or by additional orbiting bodies. The best three-planet fits imply a third planet having  $M \sin i = 0.25 M_{\text{JUP}}$  at 0.24 AU in an orbit with  $e=0.3$ . But the three-planet models only partially explain the discrepancies in the two-planet fit.

As the first extrasolar planet discovered that orbits farther than 4 AU from its host star, the outer planet to 55 Cnc (“55 Cnc c”) is the first one amenable to direct comparison with the Jovian planets in our Solar System. The outer planet has an orbital eccentricity of  $0.16 \pm 0.06$  to be compared with 0.048 and 0.054 for Jupiter and Saturn in our Solar System. Thus 55 Cnc c has a modest orbital eccentricity corresponding to an orbital path that carries it as close as 5 AU from the star and as far as 6.8 AU.

At a typical angular separation from the star of 0.47 arcsec, the planet 55 Cnc c will induce an astrometric wobble in the host star with an amplitude of  $1.8 \text{ milliarcsec} / \sin i$  relative to the barycenter. This gives some hope that Hipparcos, the *Hubble Space Telescope FGS*, or some other ground-based astrometric program could detect the wobble. We carried out an analysis of the Hipparcos and Tycho-2 catalog astrometry similar to that described by Pourbaix (2001) and Pourbaix & Arenou (2001). In some analyses, we used the long term

proper motion from Tycho-2 to search for a residual astrometric wobble in the Hipparcos astrometry of 55 Cnc. In other analyses we searched for a self-consistent solution of all available astrometry from both Hipparcos and Tycho-2. We found no significant wobble in 55 Cnc at a level of  $\sim 3$  milliarcsec over the time scale of the life time of Hipparcos, 4 years. However this time baseline is too short to place any constraints at all on the inclination of the orbit of 55 Cnc c. The wobble of the star caused by it would be nearly linear during 4 yr, and hence would be absorbed into the solution of the proper motion of the star. Similarly, no HST FGS astrometry has adequate duration. We are unaware of any ground-based astrometry that has adequate precision to detect the companion. Thus we are not able to place any constraints on the orbital inclination of 55 Cnc c, and hence cannot place an upper limit on its mass. Both SIM and GAIA would carry adequate astrometric precision to detect the motion of the star due to 55 Cnc c. But a mission lifetime of at least 7–10 years (nearly one orbital period) will be necessary to separate the proper motion from orbital parameters. Astrometry having a precision of  $\sim 20 \mu\text{as}$ , coupled with velocities, would constrain the mass of 55 Cnc c to within a few percent.

The velocity residuals to the two-planet model exhibit an RMS of  $12 \text{ m s}^{-1}$  and a strong periodicity of 44.3 d (Fig 9). These residuals are certainly not due to any instrumental effect, as we are monitoring 300 stars at Lick, including many stars with spectral type G5–K0. No periodicities between 40–50 d are seen among those other stars.

The proposition that the 44.3 d period is caused solely by surface effects on the star seems unlikely. The stellar characteristics of 55 Cnc (section 2) suggest that it is a quiescent star of age 3–8 Gyr, showing very little variation in the usual surface diagnostics. The photometric variation is no more than 1 mmag, and the level and activity in the CaII K-line emission reversal is small. Such stars are well studied by precision Doppler programs and they exhibit velocity variations of  $2\text{--}5 \text{ m s}^{-1}$ , presumably caused by turbulence and patchy magnetic regions located non-uniformly over the surface. Thus we cannot support a model in which the velocity residuals with RMS of  $12 \text{ m s}^{-1}$  are intrinsic to the stellar surface.

In contrast, our attempts to fit the velocities, notably the 44.3 d period, with a third planet yielded a significant improvement in the reduced  $\chi^2$  compared with that of a simple two-Keplerian fit. Neither a triple-Keplerian model nor a triple-planet Newtonian model succeeded in diminishing the value of  $\chi^2_\nu$  to a value of 1.0–1.5, but instead left  $\sqrt{\chi^2_\nu}=1.8$ . Moreover the near coincidence in periods between the 44.3 d velocity period and the 35–42 d rotation period leaves us uncomfortable about the interpretation of the 44.3 d period. Nonetheless, the chromospheric and photometric quiescence of the star is not consistent with stellar surface effects as the cause of the  $13 \text{ m s}^{-1}$  velocity variations. Indeed, we have never seen such large velocity amplitude and coherence in such a quiet star. This issue is examined

carefully by Henry et al. (2002). Thus we favor the model that includes a third planet with that period.

Because the value of  $\chi^2$  remains too large, even with a model that contains three planets, one may consider alternative models. Perhaps 55 Cnc contains yet an additional planet located in the gap between 0.25 and 5 AU. The simulations presented here show that a low-mass planet could persist stably there indefinitely. Planets of sub-saturn mass located between 0.25 and 5 AU would be difficult to detect securely but would cause velocity variations of a few  $\text{m s}^{-1}$ , as seen in our velocity measurements.

Another possibility is that rotational modulation of surface inhomogeneities is stronger in metal-rich stars than is seen in solar-metallicity stars. In that case, the 44.3 d period could be caused by stellar rotation after all. Such a hypothesis requires that surface effects both cause a stellar “jitter” of  $13 \text{ m s}^{-1}$  and remain coherent in phase over time scales of years. This could occur if one longitude maintains its inhomogeneity (spot, magnetic field) for a duration of years.

We also note that the lack of a dust disk (Jayawardhana et al. 2002, Schneider 2001) provides limits to the evolution of debris disks in the face of a giant planet at Jovian distances. One wonders whether such Jupiter analogs tend to enhance to production of dust via enhanced collision rates between the comets and asteroids or instead promote the clearing of the dust due to gravitational perturbations during the lifetime of the star.

The separation of 0.47 arcsec between the star and the outer planet, makes this system a likely target for future coronagraphic imaging and interferometric nulling, especially from spaceborn telescopes. The outer planet, “55 Cnc d”, subtends a fraction of the sky,  $f = 1.6 \times 10^{-9}$ , as seen from the star. The wavelength-dependent albedo of giant planets in general is under active investigation (Seager & Sasselov 1998; Marley et al. 1999; Goukenleuque et al. 2000; Sudarsky, Burrows, & Pinto 2000). The albedo at visible wavelengths is likely to be  $\sim 1/2$ . Thus, one expects the planet, 55 Cnc d, to be fainter than the host star by a factor of  $0.8 \times 10^{-9}$  at optical wavelengths. This implies a contrast of 22.7 mag at V band, and an apparent magnitude,  $V = 28.7$ , for the planet.

With its high abundance of Fe, C, Si, and other heavy elements, along with its age of  $\sim 5$  Gyr, the 55 Cnc system makes an intriguing target for questions of organic chemistry and biology. A rocky planet at roughly 1 AU remains a viable prospect dynamically. Moreover the inner two planets and the outer planet presumably formed from protoplanetary disk material. These extent planets beg the question of the final repository of the disk material that presumably existed between 0.3 and 5 AU. The migration of the inner two planets would not have cleared the region at 1 AU. Indeed, such migration could have occurred by virtue

of the two planets delivering angular momentum and energy to the disk material outward of their orbits. Indeed, the presence of two planets at 0.1 and 0.24 AU suggests that material existed between 0.3 and 5 AU, serving as the recipient of their orbital angular momentum.

We expect to detect, within the next 5 years, a sizable population of Jupiter–mass planets orbiting at 4–6 AU. These planets may serve as signposts of planetary systems characterized by architectures similar to that of our Solar System: gas giants beyond 5 AU and rocky planets closer in. Such jupiters are amenable to direct comparison with Jovian planets in our Solar System and will permit characterization of the properties of planetary systems in general.

We thank Chris McCarthy, Eric Williams, Amy Reines, David Nidever, Heather Hauser, Eric Nielsen, Bernie Walp, and Mario Savio for taking spectra of 55 Cancri at Lick Observatory. We thank Greg Novak for dynamical calculations of the three-planet system and Jason T. Wright for chromospheric and spectroscopic measurements. We thank Jeff Valenti for many stimulating conversations. We thank Tony Misch, Wayne Earthman, Keith Baker, and Jim Burrous for tuning the instrumentation at Lick Observatory to unusually fine standards. We acknowledge support by NSF grant AST-9988358 (to SSV), NSF grant AST-9988087 and travel support from the Carnegie Institution of Washington (to RPB), NASA grant NAG5-8299 and NSF grant AST95-20443 (to GWM), and by Sun Microsystems. We also acknowledge NASA grant NCC5-511 and NSF grant HRD-9706268 (to G.Henry). We thank the UCO/LICK Research Unit of the University of California, and especially Directors Dr. Robert Kraft and Dr. Joseph Miller for their foresightful allocations of Lick Observatory telescope time. This research has made use of the Simbad database, operated at CDS, Strasbourg, France.

## REFERENCES

- Arribas, S. & Martinez Roger, C. 1989, A&A, 215, 305
- Baliunas, S. L. et al. 1985, ApJ, 294, 310
- Baliunas, S. L., Henry, G. W., Donahue, R. A., Fekel, F. C., & Soon, W. H. 1997, ApJ, 474, L119
- Barnes, S. A. 2001, ApJ, 561, 1095
- Bell, R. Branch, D. 1976, MNRAS, 175, 25
- Butler, R. P., Marcy, G. W., Williams, E., McCarthy, C., Dosanji, P., & Vogt, S. S. 1996, PASP, 108, 500
- Butler, R. P., Marcy, G. W., Williams, E., Hauser, H., & Shirts, P. 1997, ApJ, 474, L115
- Butler, R. P., Vogt, S. S., Marcy, G. W., Fischer, D. A., Henry, G. W., & Apps, K. 2000, ApJ, 545, 504
- Cayrel de Strobel, G., Soubiran, C., & Ralite, N. 2001, AA, 373, 159
- Cayrel de Strobel, G., Hauck, B., Francois, P., Thevenin, F., Friel, E., Mermilliod, M., Borde, S. 1992, AA Supp, 95, 273
- Cumming, A., Marcy, G. W., & Butler, R. P. 1999, ApJ, 526, 890
- Dominik, C., Laureijs, R. J., Jourdain de Muizon, M., & Habing, H. J. 1998, A&A, 329, L53
- Donahue, R.A., Saar, S.H., Baliunas, S.L. 1996, ApJ, 466, 384
- Donahue, R.A. in ASP Conf. Ser. 154, The Tenth Cambridge Workshop on Coll Stars, STellar Systems, and the Sun, ed. R.A. Donahue & J.A. Bookbinder (San Francisco: ASP), CD-834.
- Eggen, O. J. AJ, 106, 1885
- ESA 1997, The Hipparcos and Tycho Catalogue, ESA SP-1200
- Feltzing, S. & Gonzalez, G. 2001, A&A, 367, 253
- Fischer, D. A. et al. 2002, in preparation
- Fuhrmann, K., Pfeiffer, M.J. & Bernkopf, J. 1998, A&A, 336, 942.

- Fischer, D. A. and Valenti, J. (2003), In preparation.
- Ford, E. B., Rasio, F. A., & Sills, A. 1999, *ApJ*, 514, 411
- Goldberg, D. E. 1989, Reading: Addison-Wesley, 1989,
- Gonzalez, G., & Vanture, A. D. 1998, *A&A*, 339, L29
- Gonzalez, G. 1998, *A&A*, 334, 221
- Greenstein, J. L. & Oinas, V. 1968, *ApJ*, 153, L91
- Goukenleuque, C., Bzard, B., Joguet, B., Lellouch, E., & Freedman, R. 2000, *Icarus*, 143, 308
- Habing, H. J. et al. 2001, *A&A*, 365, 545
- Halbwachs, J. L., Arenou, F., Mayor M., Udry, S., & Queloz D. 2000, *A&A*, 355, 581
- Hauck, B. & Mermilliod, M. 1998, *A&AS*, 129, 431
- Henry, G. W. 1999, *PASP*, 111, 845
- Henry, G. W., Baliunas, S. L., Donahue, R. A., Fekel, F. C., & Soon, W. 2000, *ApJ*, 531, 415
- Henry, G. W., Fekel, F. C., Kaye, A. B., & Kaul, A. 2001, *AJ*, 122, 3383
- Henry, G. W. et al., presented at the meeting, Scientific Frontiers in Research on Extrasolar Planets, Washington DC, June 2002.
- Hoffleit, D. 1982, *The Bright Star Catalog* Yale Univ. Press.
- Jayawardhana, R., Holland, W. S., Greaves, J. S., Dent, W. R. F., Marcy, G. W., Hartmann, L. W., & Fazio, G. G. 2000, *ApJ*, 536, 425
- Jayawardhana, R., Holland, W. S., Kalas, P., Greaves, J. S., Dent, W. R. F., Wyatt, M. C., & Marcy, G. W. 2002, *ApJ*, 570, L93
- Deltorn, J.-M. & Kalas, P. 2002, submitted to *ApJ*.
- Laughlin, G. & Chambers, J. E. 2001, *ApJ*, 551, L109
- Laughlin, G. & Chambers, J. E. 2002, In Press, "Extrasolar Trojans: The Viability and Detectability of Planets in the 1:1 Resonance".



- Lockwood, G.W., Thompson, D.T., Radick, R.R., Osborn, W.H., Baggett, W.E., Duncan, D.K., Hartmann, L.W., 1984, *PASP*, 96, 714
- Marcy, G. W., & Butler, R. P. 1998, in *Annual Reviews of Astronomy and Astrophysics*, p36.
- Marcy, G. W., Butler, R. P., Fischer, D., Vogt, S. S., Lissauer, J. J., & Rivera, E. J. 2001, *ApJ*, 556, 296
- Marcy, G.W., Butler, R.P.; Williams, E., Bildsten, L.; Graham, J.R.; Ghez, A.M., Jernigan, J.G. 1997, *ApJ*, 481, 926
- Marcy, G. W., Butler, R. P., Vogt, S. S., Fischer, D., & Liu, M. C. 1999, *ApJ*, 520, 239
- Marcy, G. W., Cochran, W. D., & Mayor, M. 2000, in *Protostars and Planets IV*, ed. V. Mannings, A. P. Boss & S. S. Russell (Tucson: University of Arizona Press), p1285.
- Marley, M. S., Gelino, C., Stephens, D., Lunine, J. I., & Freedman, R. 1999, *ApJ*, 513, 879
- Marquard D, 1963, *SIAM Journal*, 11, 431
- Martell, S. & Laughlin, G.P. 2002, submitted to *ApJ*
- Mayor, M. & Queloz, D. 1995, *Nature*, 378, 355
- Mayor, M., Queloz, D., Udry, S., & Halbwachs, J. L. 1997, *IAU Coll* 161, 313
- Murray, C. D., & Dermott, S. F. 1999, “Solar System Dynamics”, Cambridge: Cambridge University Press
- Nidever, D. L., Marcy, G. W., Butler, R. P., & Fischer, D. A., “Radial Velocities for 889 Late-type Stars,” *astro-ph/0112477*
- Noyes, R.W., Hartmann, L.W., Baliunas, S.L., Duncan, D.K., & Vaughan, A.H. 1984, *ApJ*, 279, 763.
- Oinas, V. 1977, *A&A*, 61, 17
- Perrin, M.-N., de Strobel, G. C., Cayrel, R., & Hejlesen, P. M. 1977, *A&A*, 54, 779
- Perryman et al. 1997, *A&A*, 323, L49 Perryman, M.A.C., Lindegren L., Kovalevsky J., Hog E., Bastian U., Bernacca P.L., Creze M., Donatie F., Grenon M., Grewing M., Van Leeuwen F., Van der Marel H., Mignard F., Murray C.A., Le Poole R.S., Schrijver H., Turon C., Arenou F., Froeschle M., Petersen C.S.

- Pourbaix, D. & Arenou, F. 2001, *A&A*, 372, 935
- Pourbaix, D. 2001, *A&A*, 369, L22
- Pourbaix,D., Nidever,D., McCarthy,C., Butler, R.P., Tinney,C.G., Marcy,G.W., Jones,H.R.A., Penny,A.J., Carter,B.D., Bouchy,F., Pepe,F., Hearnshaw,J.B., Skuljan,J., Ramm,D., Kent,D. 2002, submitted to *AA*.
- Press, W. H., Teukolsky, S. A., Vetterling, W. T., & Flannery, B. P. 1992, Cambridge: University Press, —c1992, 2nd ed.,
- Prieto, C. A., & Lambert, D. L. 1999, *A&A*, 352, 555
- Reid,I.N. 2002, *PASP*, 114, 306
- Rivera, E. J. & Lissauer, J. J. 2001, *ApJ*, 558, 392
- Rivera, E. J. & Lissauer, J. J. 2002, *AAS/Division of Dynamical Astronomy Meeting*, 33,
- Saar, S. H. & Fischer, D. 2000, *ApJ*, 134, L105
- Saar, S. H., Marcy,G.W., Butler,R.P. 1998, *ApJ*, 498, L153
- Saha & Tremaine 1992, *AJ*, 1992, 104, 1633
- Santos, N. C., Israelian, G., & Mayor, M. 2001, *A&A*, 373, 1019
- Santos,N.C. Israelian,G. & Mayor,M. 2000, *AA*, 363, 228
- Schneider,G. Becklin,E.E., Smith,B.A., Weinberger,A.J., Silversone,M, Hines,D.C. 2001, *AJ*, 121,525
- Seager, S., & Sasselov, D. D. 1998, *ApJ*, 502, L157
- Schuster, W. J., & Nissen, P. E. 1989, *AA*, 221, 65
- Soderblom, D. R. 1982, *ApJ*, 263, 239
- Soderblom,D. 1985, *AJ*, 85, 2103
- Sudarsky, D., Burrows, A., & Pinto, P. 2000, *ApJ*, 538, 885
- Taylor, B. J. 1996, *ApJS*, 102, 105
- Taylor,B., 1970, *ApJ Supp.* 22, 177

Taylor, B., 2002, MNRAS, 329, 839

Trilling, D. E. & Brown, R. H. 1998, AAS/Division for Planetary Sciences Meeting, 30, 1056

Udry, S., Mayor, M., & Queloz, D. 1999a, IAU Coll 170, 367

Udry, S., Mayor, M., & Queloz, D. 2000,

Planetary Systems in the Universe: Observations, Formation and Evolution, IAU  
Symp 202

Vogt, S. S. 1987, PASP, 99, 1214.

Vogt, S. S. et al. 1994, Proc. Soc. Photo-Opt. Instr. Eng., 2198, 362.

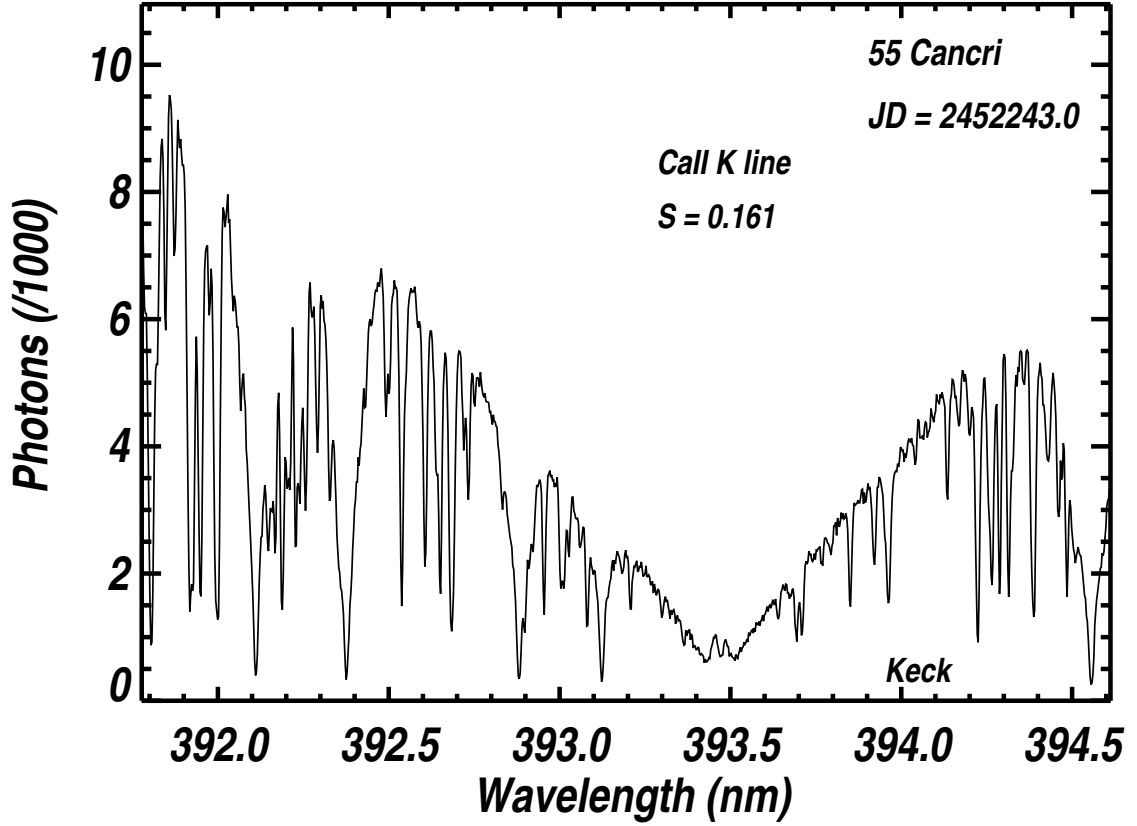


Fig. 1.— Spectrum of 55 Cancri near the Ca II K line showing the modest central emission reversal in the core. The star is relatively quiescent, typical for a middle-aged star, with a  $M_t$ . Wilson chromospheric index,  $S = 0.16$ . The deep absorption lines visually reveal the high metallicity, found here to be  $[\text{Fe}/\text{H}] = +0.27$ . This metallicity along with its luminosity and  $T_{\text{eff}}$  implies a stellar mass of  $0.95 M_{\odot}$ .

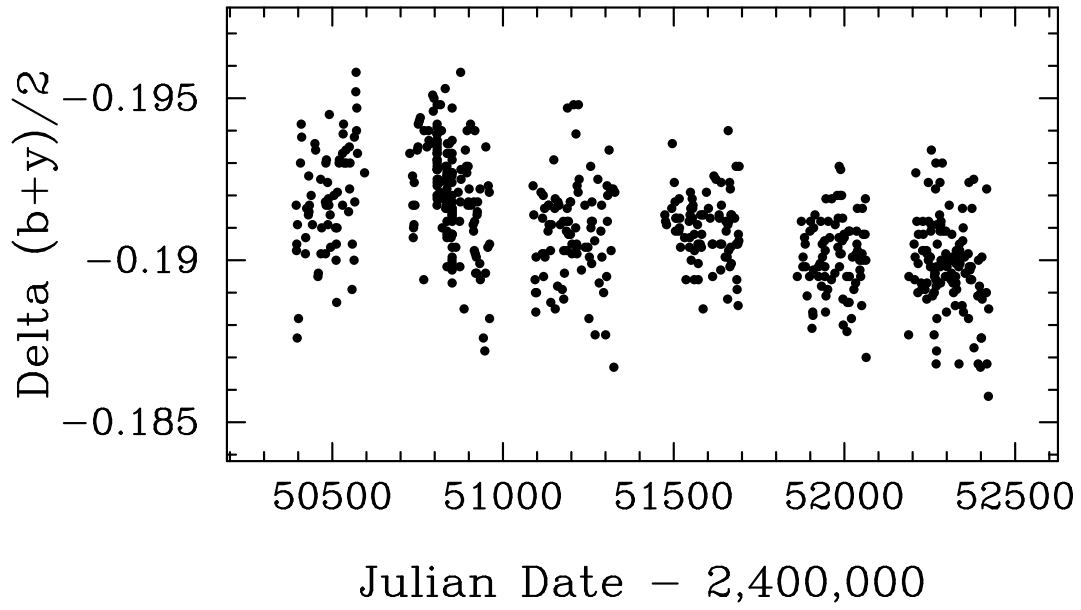


Fig. 2.— Differential Strömgren photometry of 55 Cnc during the past six observing seasons acquired with a 0.8 m APT. The night-to-night RMS is  $\sim 1.2$  mmag within each season, consistent with the usual measurement precision. A downward trend of 2 mmag over the 6 years indicates a modest magnetic cycle, typical for a middle-aged G8-type main sequence star.

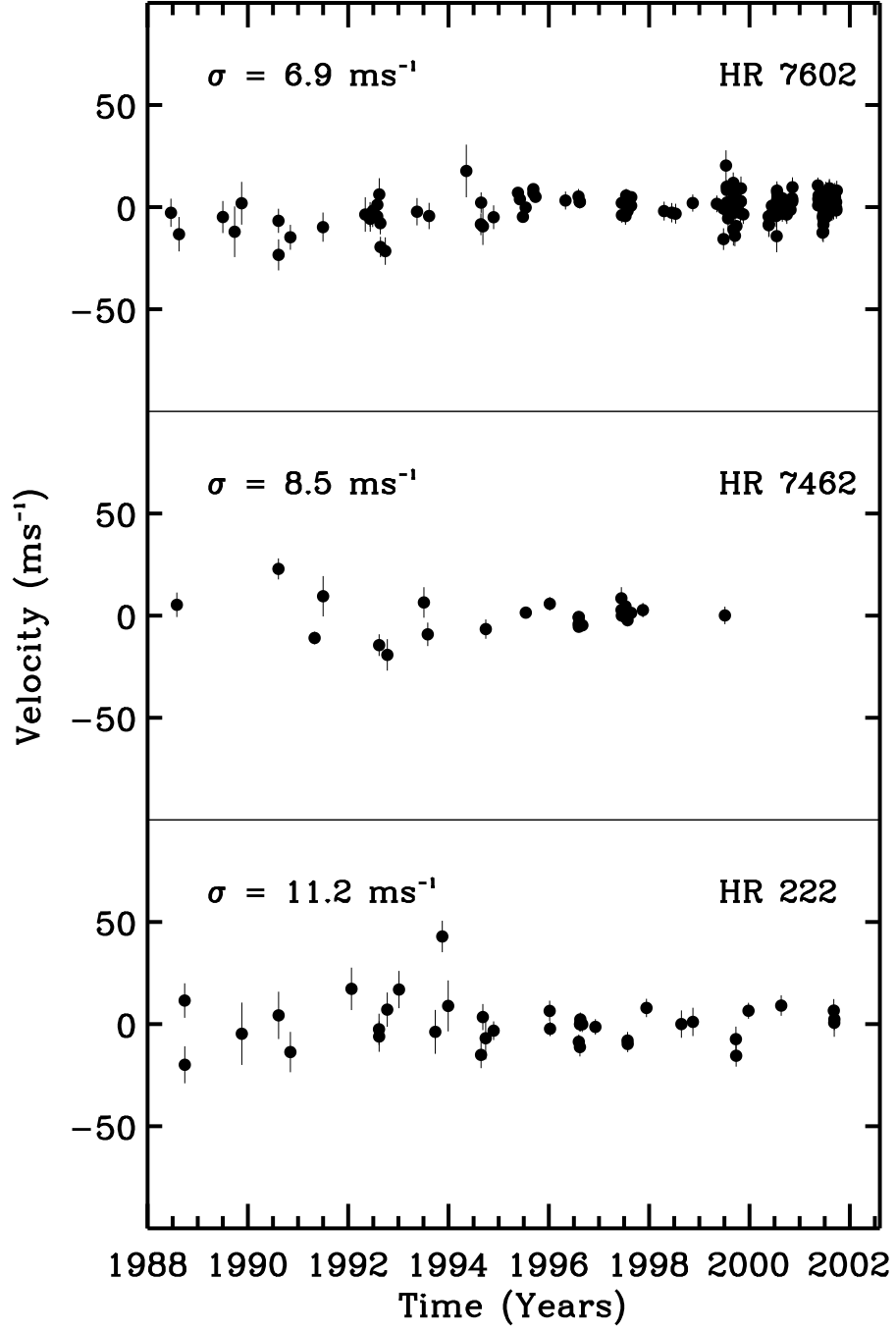


Fig. 3.— Comparison Stars. Doppler shift measurements for three different GK dwarfs observed from 1989 to present taken with the same instrumental setup and the Lick telescopes. These stars demonstrate Doppler precision and long-term stability at a level of  $10 \text{ m s}^{-1}$ .

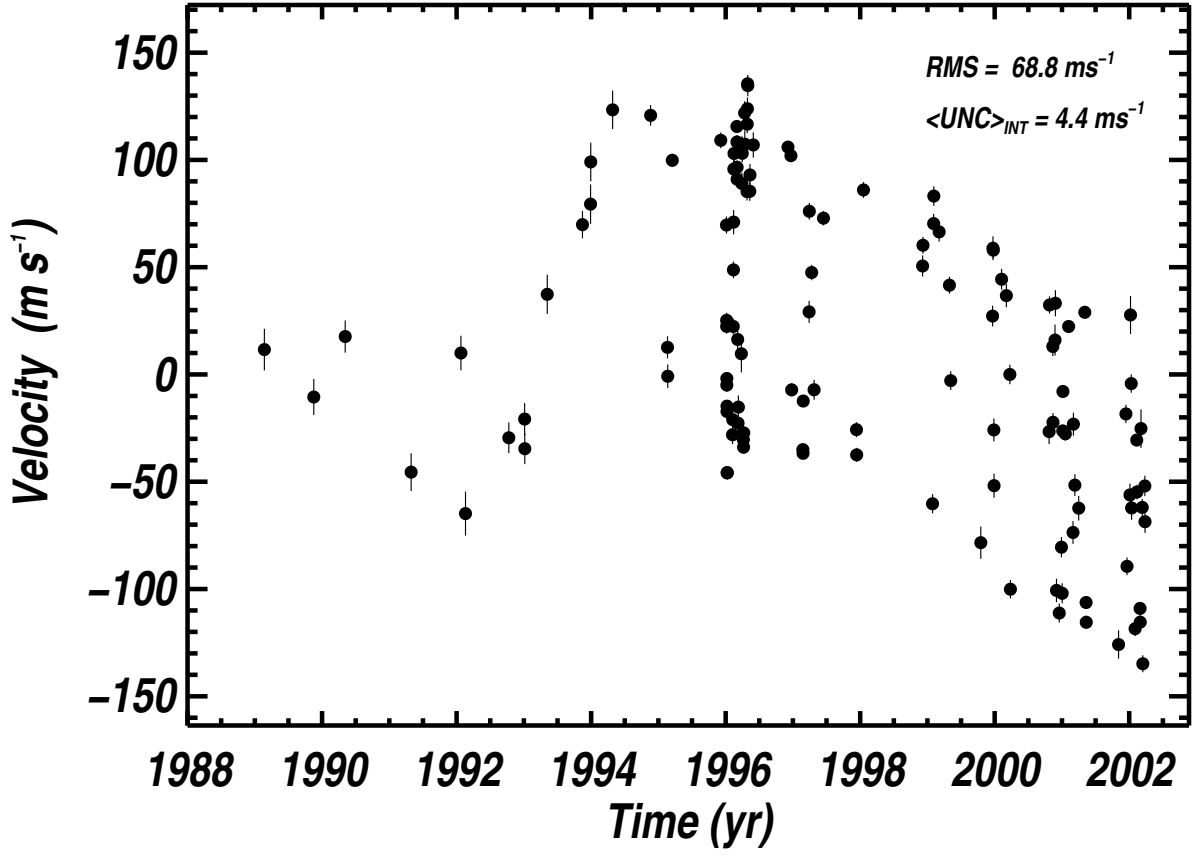


Fig. 4.— Doppler shift measurements for 55 Cancri from 1988 to 2002. Precision improved from  $\sim 10 \text{ m s}^{-1}$  (1988–1994) to  $\sim 4 \text{ m s}^{-1}$  (1995–2002). The 14-year time scale of velocity variations is visible to the eye, along with the short-period variations caused by the 14.65-d period planet.

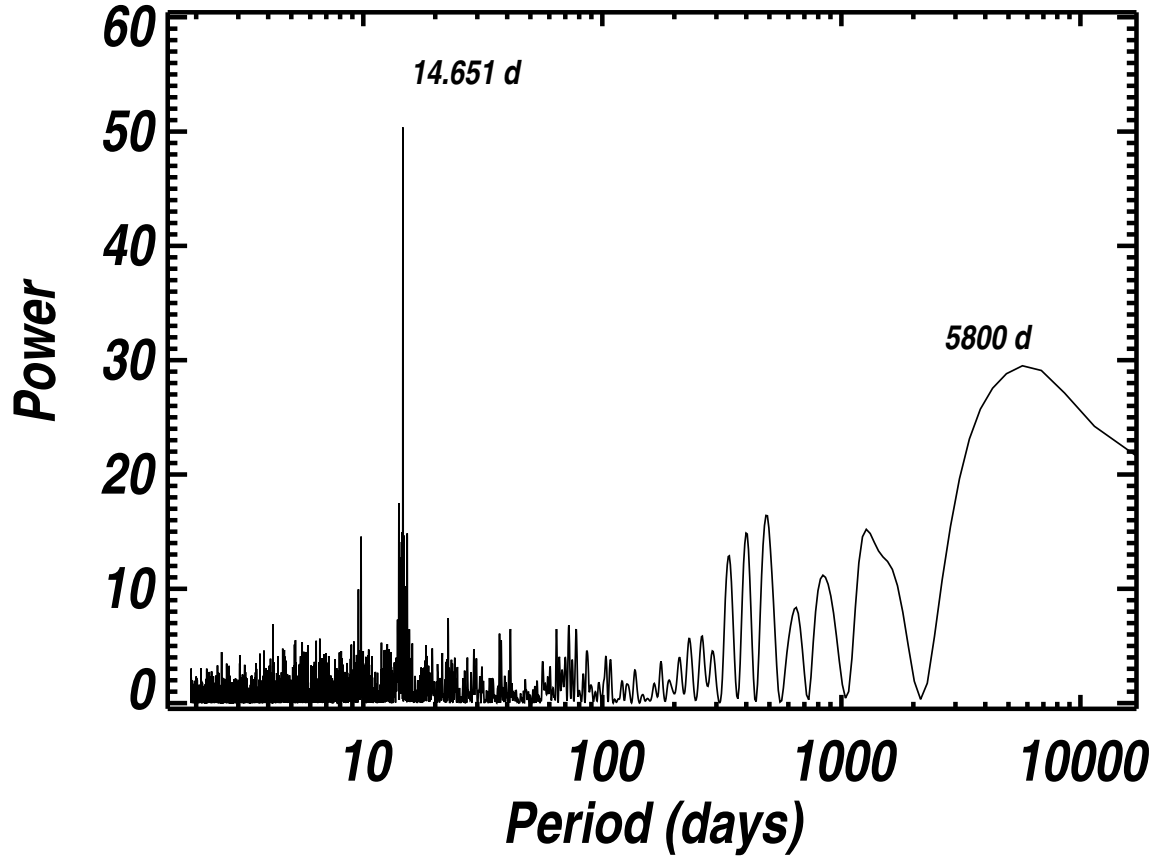


Fig. 5.— Periodogram of the all of the Doppler shift measurements of 55 Cancri (shown in Figure 4). The tallest two peaks are both statistically significant at  $P=14.65$  d and  $P = 5800$  d.



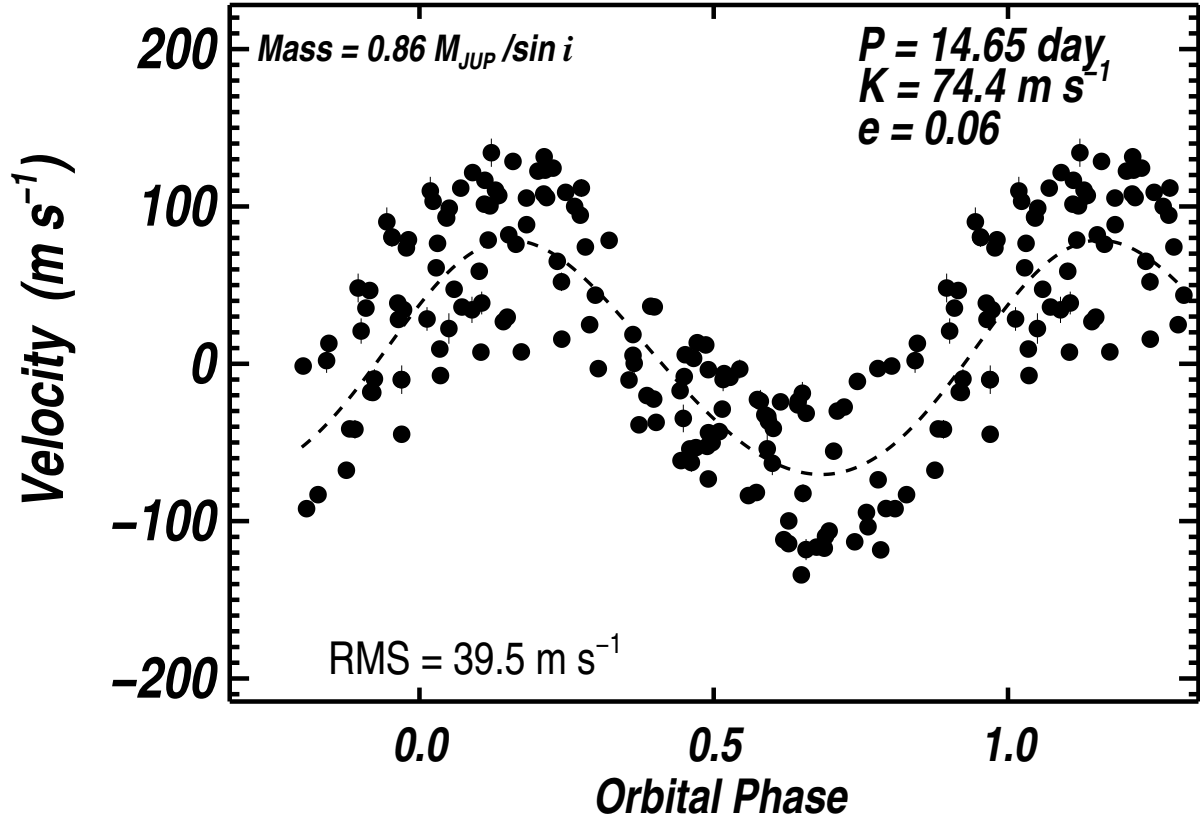


Fig. 6.— Velocities for 55 Cancri, phased at the best-fit period of 14.65 d which corresponds to the tallest peak in the periodogram (Figure 5). The dashed line represents the best-fit (single-planet) keplerian. The RMS of  $38 \text{ m s}^{-1}$  is well above the typical velocity errors of  $3\text{--}10 \text{ m s}^{-1}$ , showing the inadequacy of a single-planet model.

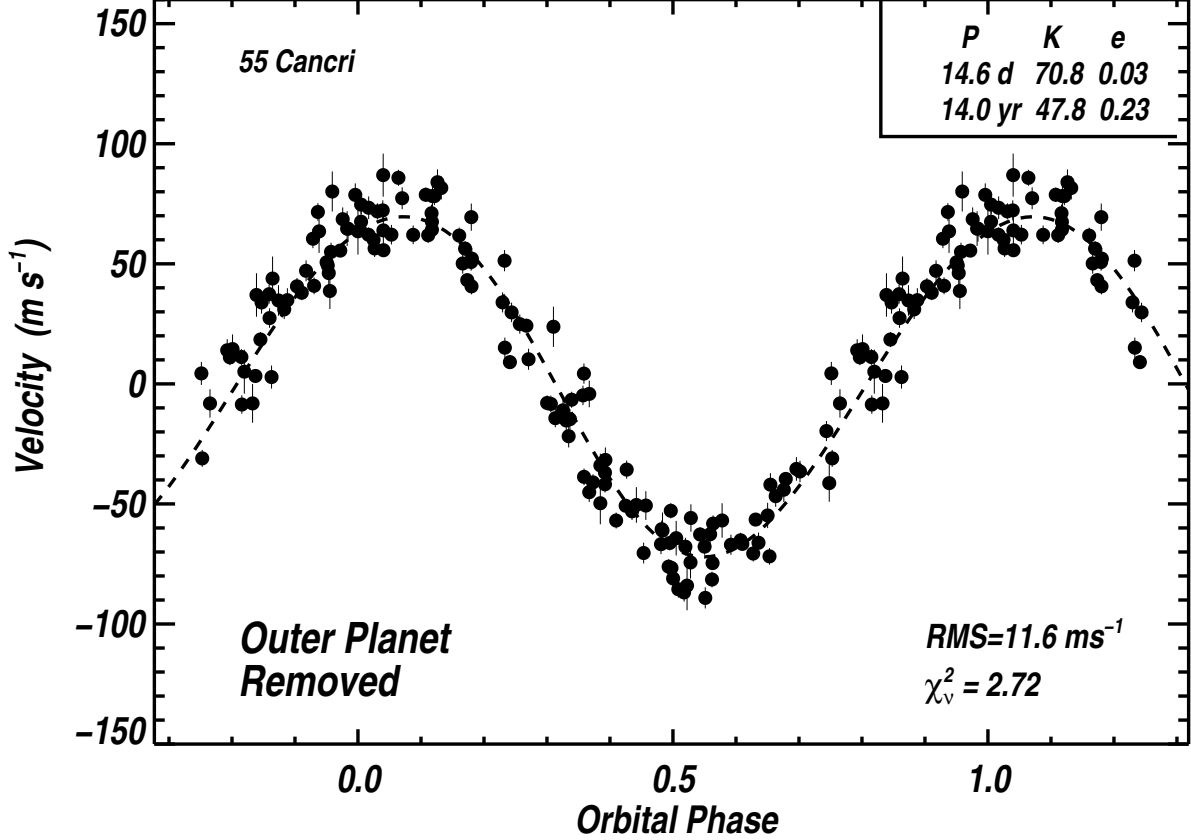


Fig. 7.— A Two-Keplerian model (solid line) is fit to the measured velocities. Here the velocity wobble caused by the outer planet has been removed for clarity, leaving the wobble caused by the inner planet. These residual velocities (dots) are phased at the 14.65-d period of the inner planet, showing the significant reduction in the residuals compared with Fig 6 . By including a second planet in the model, the RMS of the residuals dropped from 39.5  $\text{m s}^{-1}$  to 11.6  $\text{m s}^{-1}$  .

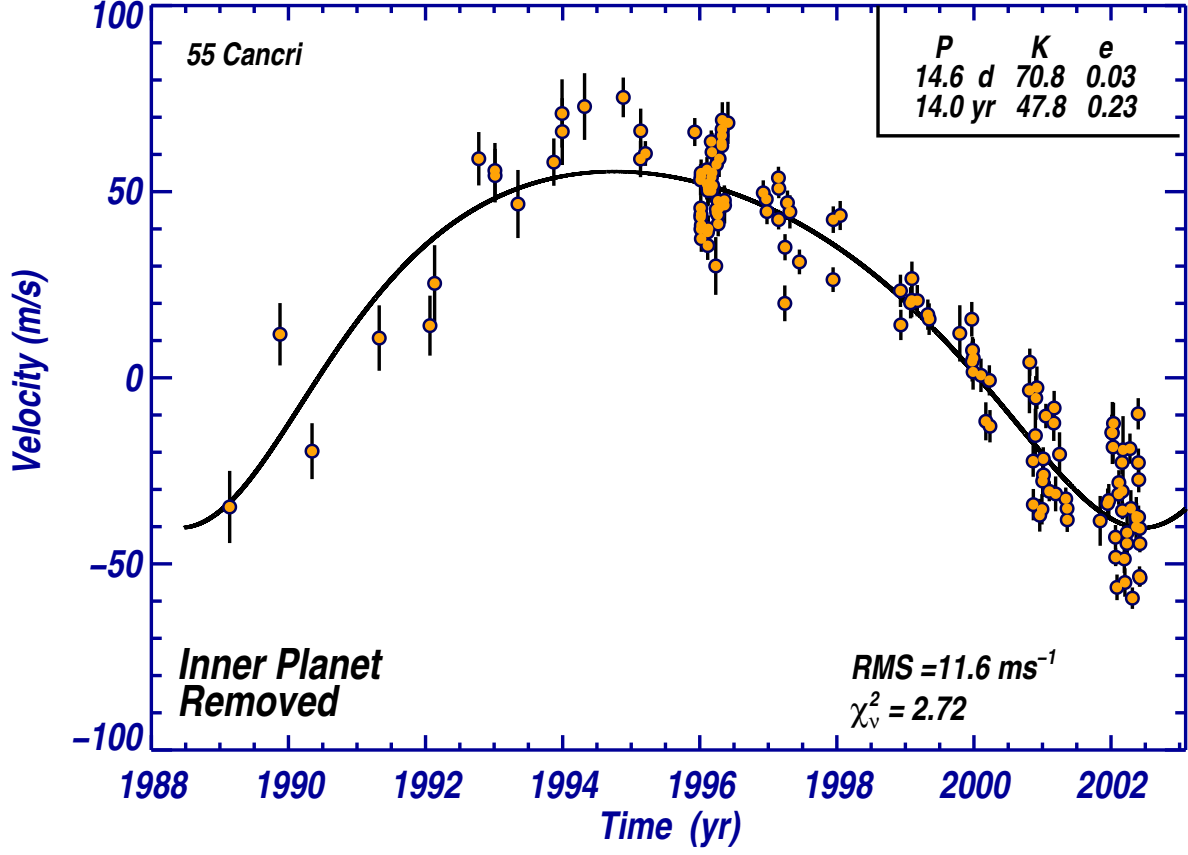


Fig. 8.— A Two-Keplerian model (solid line) is fit to the measured velocities (as in Fig 7). Here the velocity wobble caused by the inner planet ( $P=14.65$  d) has been removed. The residual velocities (dots) are plotted versus time, and the best-fit Keplerian motion of the outer planet has an orbital period of 14 yr. By including a second planet in the model, the RMS of the residuals dropped from  $38.5 \text{ m s}^{-1}$  to  $11.6 \text{ m s}^{-1}$ .

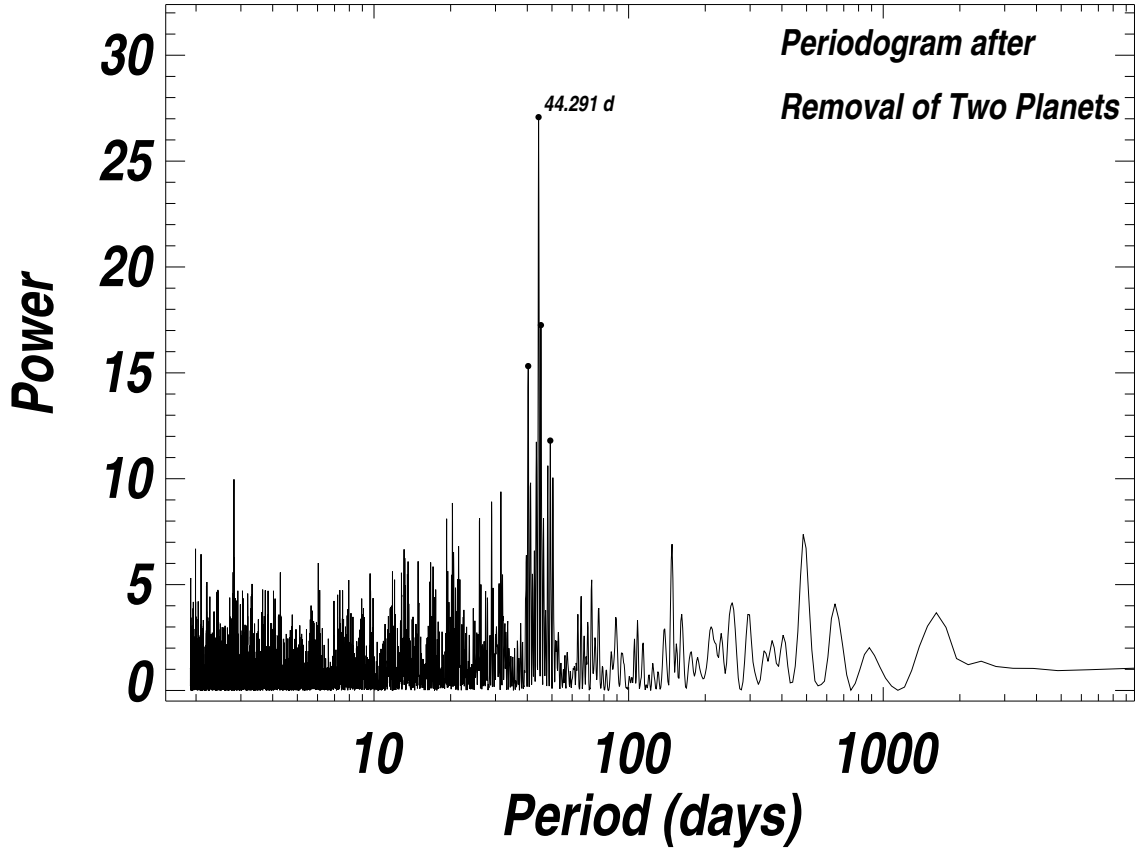


Fig. 9.— Periodogram of the velocity residuals that are left when the predicted velocities of the double-Keplerian model are subtracted from the original velocities. The peak at period 44.3 d has a false alarm probability under 0.1%, implying that the periodicity is real. The cause could be a third planet or permanent inhomogeneities of the velocity field on the stellar surface. The latter is unlikely because 55 Cnc is a quiet star.

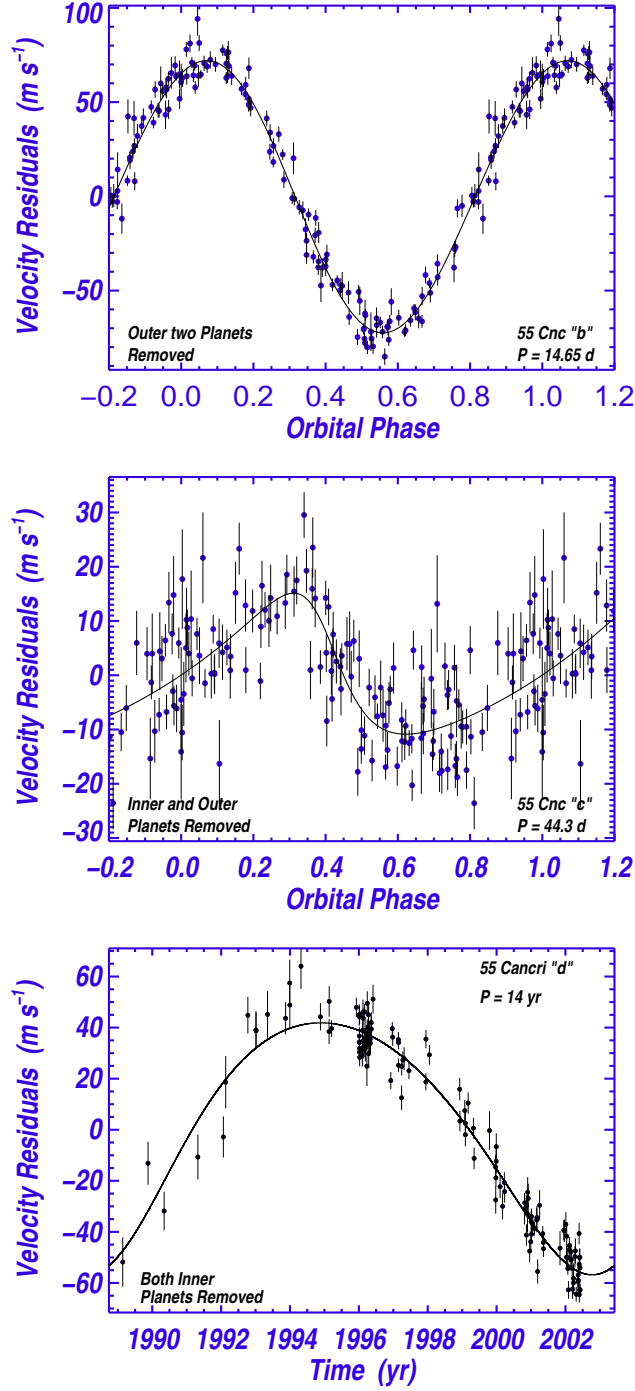


Fig. 10.— A three-Keplerian orbital fit to the velocities for 55 Cnc. The velocities and fits for each of the three planets are shown separately for clarity, by subtracting the effects of the other two planets. The panels contain (top) inner planet “b”, (middle) middle planet “c”, and (bottom) outer planet “d”.

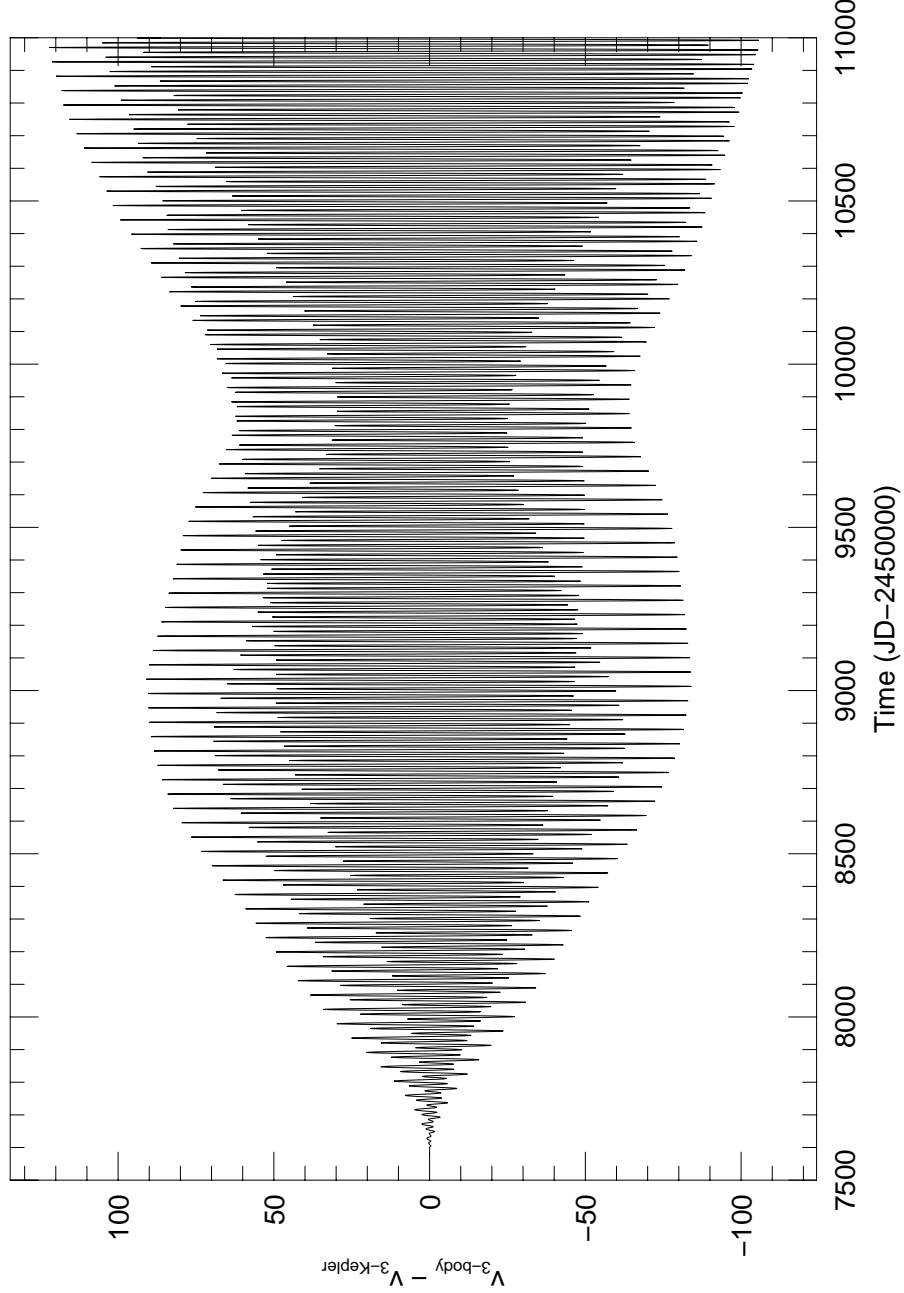


Fig. 11.— Running difference between the radial velocity curve of the star under the influence of summed Keplerian motion, and under the full four-body Newtonian motion. Here three planets are assumed with semimajor axes of 0.11, 0.24, and 5.5 AU, the middle planet remaining hypothetical with period of 44.3 d. The two simulations of stellar motion differ by  $100 \text{ m s}^{-1}$  after 10 years, indicating that a self-consistent Newtonian fit will be required if the middle planet with period 44 d actually exists.

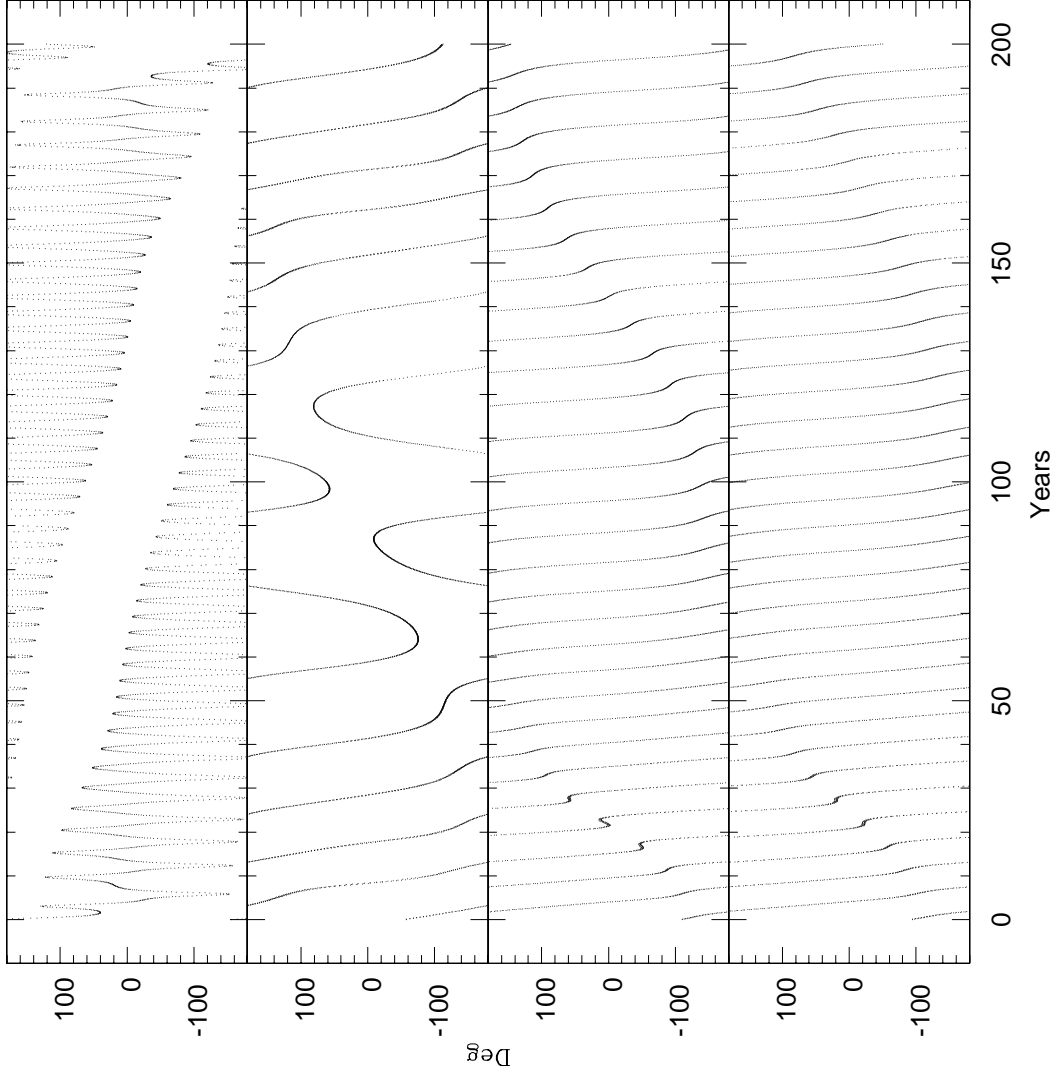


Fig. 12.— Time behavior of the 3:1 resonant argument  $\theta_1 = 3\lambda_c - \lambda_b - 2\varpi_b$ , for *Top Panel* summed Keplerian fit, *Second Panel* self-consistent 4-body fit #1 (see Table 4), *Third Panel* self-consistent 4-body fit #2, *Bottom Panel* self-consistent 4-body fit #3. Resonance behavior is not quite achieved in any of these simulations.

Table 1. Stellar Properties

Star	Spec type	V ( $M_{\odot}$ )	B-V (mag)	$M_{\text{Star}}$	$\log(R'_{\text{HK}})$	[Fe/H]	dist (pc)	$P_{\text{Rot}}$ (d)	Age (Gyr)
55 Cnc	G8 V	5.95	0.87	0.95	-5.02	+0.27	12.53	35–42	3–8



Table 2. Measured Velocities for 55 Cancri

JD (-2450000)	RV (m s <sup>-1</sup> )	Unc. (m s <sup>-1</sup> )
-2421.2700	26.76	9.7
-2152.9563	4.64	8.4
-1982.3118	32.84	7.5
-1624.3308	-30.37	8.8
-1353.9989	25.15	8.1
-1329.2395	-49.69	10.3
-1093.9639	-14.35	7.2
-1008.0364	-5.64	7.4
-1007.1095	-19.44	7.2
-885.2714	52.52	9.2
-693.9788	84.99	6.4
-650.1551	94.56	9.2
-649.0730	114.22	9.0
-530.3522	138.50	9.0
-323.9368	135.92	5.3
-232.2260	17.73	4.9
-231.1678	1.01	6.0
-206.2017	113.31	3.3
56.9882	127.44	3.8
87.8823	82.81	4.2
88.9186	40.90	3.2
89.0055	40.50	3.5
89.7764	10.12	3.5
89.9859	7.80	3.3
90.7448	-1.91	2.8
90.8930	-4.24	3.6
91.8485	-32.21	3.3
91.9696	-36.71	3.5
120.8739	-18.34	4.2
121.8886	-19.37	3.4

Table 2—Continued

JD (-2450000)	RV (m s <sup>-1</sup> )	Unc. (m s <sup>-1</sup> )
124.8562	17.33	3.5
125.7787	39.75	3.9
126.8369	83.19	5.0
127.8525	103.26	3.8
128.8662	104.70	3.6
144.7105	126.81	3.0
144.8541	112.26	3.2
145.6248	104.37	3.1
145.7650	98.80	3.6
148.8883	16.32	5.2
150.7493	-19.83	3.7
152.6622	-6.85	5.3
168.7494	6.37	7.8
171.7381	96.98	4.6
172.6893	120.98	4.7
173.7246	109.68	3.9
179.7331	-29.13	2.6
180.6884	-27.12	2.8
181.6339	-23.14	3.3
186.7391	116.00	4.9
187.6855	111.31	5.8
199.6818	84.56	4.0
200.7012	107.64	3.9
201.6854	125.87	4.8
202.6895	132.98	3.3
203.6860	128.73	4.8
214.6864	78.00	4.1
215.6724	97.59	4.9
233.6917	116.06	5.7
422.0056	114.70	3.4

Table 2—Continued

JD (-2450000)	RV (m s <sup>-1</sup> )	Unc. (m s <sup>-1</sup> )
437.9283	109.99	2.5
441.9539	0.61	3.4
502.7805	-21.74	3.0
503.7636	-25.69	2.6
504.7734	1.33	2.6
536.7737	42.94	4.8
537.7634	80.90	3.5
550.7260	50.93	3.3
563.7190	2.92	4.5
614.6935	78.60	3.3
793.9024	-24.45	3.3
794.9620	-28.09	3.6
831.9320	105.80	3.9
1153.0331	65.36	4.3
1155.0185	80.33	4.1
1206.8777	-51.20	4.2
1212.9279	83.00	4.6
1213.8834	92.76	4.6
1242.7398	86.31	4.2
1298.7216	38.69	4.1
1305.7085	-3.76	4.2
1469.0528	-58.87	7.6
1532.9958	32.55	4.6
1535.0066	63.16	5.4
1536.9490	69.49	3.6
1540.0076	-12.75	4.8
1540.9832	-38.77	5.2
1581.8477	47.97	4.5
1607.8268	40.42	5.1
1626.7339	22.93	4.1

Table 2—Continued

JD (-2450000)	RV (m s <sup>-1</sup> )	Unc. (m s <sup>-1</sup> )
1629.8053	-77.45	4.3
1840.0491	-5.25	6.1
1842.0338	51.73	3.7
1860.0563	29.20	4.2
1861.0366	-5.93	4.2
1872.0209	42.99	7.2
1874.0057	56.46	5.9
1880.0176	-77.99	5.7
1895.0062	-112.16	4.4
1906.9604	-68.84	4.1
1910.8976	-90.13	4.2
1913.9658	-5.69	3.1
1914.9274	13.74	3.1
1927.9088	-13.92	3.3
1945.9059	34.01	2.7
1969.7891	-69.37	4.8
1971.8079	-13.53	4.6
1979.7506	-49.76	4.7
2000.7152	-37.28	5.9
2033.7100	31.16	3.0
2040.6905	-107.42	3.1
2041.6995	-112.83	3.3
2217.0452	-113.73	6.7
2257.0349	-15.85	4.0
2262.9867	-87.66	4.4
2278.9359	-37.02	4.8
2281.9804	38.65	8.3
2285.9884	9.73	4.4
2287.9583	-45.80	5.6
2298.8652	20.02	3.3

Table 2—Continued

JD (-2450000)	RV (m s <sup>-1</sup> )	Unc. (m s <sup>-1</sup> )
2299.7744	1.28	2.4
2306.8041	-113.92	3.4
2315.8035	-18.08	2.9
2316.8553	-48.93	3.3
2333.8160	-95.52	3.2
2334.7307	-105.32	4.2
2335.7892	-99.22	2.3
2338.8319	-5.75	9.1
2345.7838	-57.16	3.8
2348.7789	-129.80	3.8
2359.8143	-32.88	4.4
2360.6916	-58.39	5.9
2375.7349	-48.14	4.1
2380.6987	-78.82	4.9
2388.6887	-34.42	2.9
2408.7083	-108.79	3.1
2409.7136	-87.73	5.1
2410.7044	-63.31	4.2
2419.7174	-39.43	4.2
2420.7126	-79.41	3.8
2421.7137	-109.96	3.1
2422.7224	-101.92	3.4
2426.7305	-40.44	2.7
2427.6965	-3.12	3.5
2428.7037	11.76	2.3
2429.7090	11.91	2.3

Table 3. Triple-Keplerian Orbital Parameters for 55 Cancri

Parameter	Inner “b”	Middle “c”	Outer “d”
Orbital period $P$ (d)	14.653 (0.0006)	44.276 (0.021)	5360 (400)
Velocity amp. $K$ ( $\text{m s}^{-1}$ )	72.2 (1.0)	13.0 (1.3)	49.3 (2.5)
Eccentricity $e$	0.020 (0.02)	0.339 (0.21)	0.16 (0.06)
$\omega$ (deg)	99. (35)	61 (25)	201 (22)
Periastron Time (JD)	2450001.479 (-)	2450031.4 (2.5)	2452785 (250)
$a_1 \sin i$ (AU)	$9.8 \times 10^{-5}$ ( $10^{-6}$ )	$5.1 \times 10^{-5}$ ( $1 \times 10^{-5}$ )	0.0185 (0.002)
$M \sin i$ ( $M_{\text{JUP}}$ )	0.84 (0.07)	0.21 (0.04)	4.05 (0.4)
$a$ (AU)	0.115 (0.003)	0.241 (0.005)	5.9 (0.9)

Table 4. Three-Planet Newtonian Models

Param	4-Body Fit #1	4-Body Fit #2	4-Body Fit #3
$P_b$ (days)	14.653	14.654	14.653
$P_c$ (days)	44.188	44.241	44.284
$P_d$ (days)	5592.09	5514.33	5483.70
$MeanAnom_b$ (deg)	247.065	236.105	229.38
$MeanAnom_c$ (deg)	336.783	215.429	217.71
$MeanAnom_d$ (deg)	5.3461	13.408	9.407
$e_b$	0.013	0.039	0.031
$e_c$	0.080	0.158	0.142
$e_d$	0.146	0.150	0.150
$\varpi_b$ (deg)	93.12	104.17	109.85
$\varpi_c$ (deg)	299.62	51.17	57.77
$\varpi_d$ (deg)	211.67	202.79	205.11
$Mass_b$ ( $M_{JUP}$ )	0.831	0.836	0.837
$Mass_c$ ( $M_{JUP}$ )	0.204	0.202	0.201
$Mass_d$ ( $M_{JUP}$ )	4.363	4.192	4.189
$\sqrt{\chi^2}$	1.85	1.82	1.82
epoch (JD)	2447578.730	2447578.730	2447578.730
$v_{\text{epoch}} \text{offset m/s}$	3.271	4.038	3.708