

THE ASSEMBLY AND MERGING HISTORY OF SUPERMASSIVE BLACK HOLES IN HIERARCHICAL MODELS OF GALAXY FORMATION

Marta Volonteri^{1,2}, Francesco Haardt², & Piero Madau³

to be submitted to the ApJ

ABSTRACT

We assess models for the assembly of supermassive black holes (SMBHs) at the center of galaxies that trace their hierarchical build-up far up in the dark halo ‘merger tree’. Motivated by the recent discovery of luminous quasars around redshift $z \sim 6$ { suggesting a very early assembly epoch { and by numerical simulations of the fragmentation of primordial molecular clouds in cold dark matter cosmologies, we assume that the ‘first seed’ black holes (BHs) had intermediate masses and formed in (mini)halos collapsing at $z \sim 20$ from high-density fluctuations. As these pregalactic holes become incorporated through a series of mergers into larger and larger halos, they sink to the center owing to dynamical friction, accrete a fraction of the gas in the merger remnant to become supermassive, form a binary system, and eventually coalesce. The merger history of dark matter halos and associated BHs is followed by cosmological Monte Carlo realizations of the merger hierarchy from early times until the present in a Λ CDM cosmology. A simple model, where quasar activity is driven by major mergers and SMBHs accrete at the Eddington rate a mass that scales with the fifth power of the circular velocity of the host halo, is shown to reproduce the observed luminosity function of optically-selected quasars in the redshift range $1 < z < 4$. A scheme for describing the hardening of a BH binary in a stellar background with core formation due to mass ejection is applied, where the stellar cusp $\propto r^{-2}$ is promptly regenerated after every major merger event, replenishing the mass displaced by the binary. Triple BH interactions will inevitably take place at early times if the formation route for the assembly of SMBHs goes back to the very first generation of stars, and we follow them in our merger tree. The assumptions underlying our scenario lead to the prediction of a population of massive BHs wandering in galaxy halos and the intergalactic medium at the present epoch, and contributing $< 10\%$ to the total BH mass density, $\rho_{\text{SMBH}} = 4 \cdot 10^6 \text{ Mpc}^{-3}$ ($h = 0.7$). At all epochs the fraction of binary SMBHs in galaxy nuclei is of order 10% , while the fraction of binary quasars (both members brighter than $0.1 L_\odot$) is less than 0.3% . The nuclear SMBH occupation fraction is unity (0.6) at the present epoch if the first seed BHs were as numerous as the $3.5- (4-)$ density peaks at $z \sim 20$.

Subject headings: cosmology: theory { black holes { galaxies: evolution { quasars: general

1. INTRODUCTION

Dynamical evidence indicates that supermassive black holes (SMBHs) reside at the center of most nearby galaxies (Richstone et al. 1998). The available data show an empirical correlation between bulge luminosity and black hole mass (Magorrian et al. 1998), which becomes remarkably tight when the stellar velocity dispersion of the host bulge, σ_* , is plotted instead of luminosity (Ferrarese & Merritt 2000; Gebhardt et al. 2000). The $m_{\text{BH}} - \sigma_*$ relation implies a rough proportionality between SMBH mass and the mass of the baryonic component of the bulge. It is not yet understood if this relation was set in primordial structures, and consequently how it is maintained throughout cosmic time with such a small dispersion, or indeed which physical processes established such a correlation in the first place (e.g., Silk & Rees 1998; Haehnelt & Kauffmann 2000; Adams, Grais, & Richstone 2001; Burkert & Silk 2001). Most recently, it has been shown by Ferrarese (2002) that in elliptical and spiral galaxies the bulge velocity dispersion correlates tightly with the value of the circular velocity measured well beyond the optical radius, suggesting that m_{BH} is actually determined by the mass

of the host dark matter halo.

The strong link between the masses of SMBHs and the gravitational potential wells that host them suggests a fundamental mechanism for assembling black holes and forming spheroids in galaxy halos. In popular cold dark matter (CDM) ‘bottom-up’ cosmologies, small mass subgalactic systems form first to merge later into larger and larger structures. Galaxy halos then experience multiple mergers during their lifetime, with those between comparable mass systems (‘major mergers’) expected to result in the formation of elliptical galaxies (see, e.g., Barnes 1988; Hernquist 1992). Simple models in which SMBHs are also assumed to grow during major mergers and to be present in every galaxy at any redshift { while only a fraction of them is ‘active’ at any given time { have been shown to explain many aspects of the observed evolution of quasars (e.g. Cattaneo, Haehnelt, & Rees 1999; Cavaliere & Vittorini 2000; Kauffmann & Haehnelt 2000). In hierarchical structure formation scenarios, the ubiquity of SMBHs in nearby luminous galaxies can arise even if only a small fraction of halos harbor SMBHs at high redshift (Ménou, Haiman, & Narayanan 2001). Yet several important questions remain

¹ Dipartimento di Fisica, Università di Milano Bicocca, Italy.

² Dipartimento di Scienze, Università dell’Insubria/Sede di Como, Italy.

³ Department of Astronomy & Astrophysics, University of California, Santa Cruz, CA 95064.

unanswered, most notably:

1. Did the first massive black holes (BHs) form in subgalactic units far up in the merger hierarchy, well before the bulk of the stars observed today? The seeds of the recently discovered $z \sim 6$ quasars in the Sloan Digital Sky Survey (SDSS, Fan et al. 2001b) had to appear at very high redshift, $z > 10$, if the SDSS quasars are accreting no faster than the Eddington rate and are not gravitationally lensed or beamed (Haiman & Loeb 2001).

2. How massive were the initial BH seeds? A clue to this question might lie in the numerous population of ultraluminous optical/nuclear (non-AGN) X-ray sources that have been detected in nearby galaxies (e.g. Colbert & Mushotzky 1999; Makishima et al. 2000; Kaaret et al. 2001). Assuming isotropic emission, the inferred masses of these ULXs often suggest intermediate-mass BHs with $m > \text{a few hundred } M_\odot$.

3. How efficiently do SMBHs and their ‘seeds’ spiral inwards and coalesce as they get incorporated through a series of mergers into larger systems? And what is the cumulative dynamical effect of multiple BH mergers on galaxy cores?

4. Is there a population of relic Population III massive holes lurking in present-day galaxy halos?

In this paper we explore a formation route for the assembly of SMBHs in the nuclei of galaxies that traces their seeds back to the very first generation of stars, in (mini)halos above the cosmological Jeans mass collapsing at $z \sim 20$ from the high- ρ peaks of the primordial density field. The first stars must have formed out of metal-free gas, with the lack of an efficient cooling mechanism possibly leading to a very top-heavy initial stellar mass function (IMF; Larson 1998), and in particular to the production of ‘very massive stars’ (VMSs) with $m_\star > 100 M_\odot$ (Carr, Bond, & Amett 1984). Recent numerical simulations of the fragmentation of primordial clouds in standard CDM theories all show the formation of Jeans unstable clumps with masses exceeding a few hundred solar masses; because of the slow subsonic contraction (a regime set up by the main gas coolant, molecular hydrogen) further fragmentation into sub-components is not seen (Bromm, Coppi, & Larson 1999, 2001; Abel, Bryan, & Norman 2000). Moreover, the different conditions of temperature and density of the collapsing cloud result in a mass accretion rate over the hydrostatic protostellar core $\sim 10^3$ times larger than what observed in local forming stars, suggesting that Pop III stars were indeed very massive (Omukai & Nishi 1998; Ripamonti et al. 2002). If VMSs form above $260 M_\odot$, after 2 Myr they would collapse to massive BHs containing at least half of the initial stellar mass (Fryer, Woosley, & Heger 2001), i.e., with masses intermediate between those of the stellar and supermassive variety. It has been suggested by Madau & Rees (2001, hereafter MR) that a numerous population of massive BHs may have been the end-product of the first episode of pregalactic star formation; since they form in high-rare density peaks, relic massive BHs with $m > 150 M_\odot$ would be predicted to cluster in the cores of more massive halos formed by subsequent mergers.

In this paper we expand upon the original suggestion of MR and assess a model for the assembly of SMBHs in the nuclei of luminous galaxies out of accreting Pop III seed holes. The merger history of dark matter halos and asso-

ciated black holes is followed through Monte Carlo realizations of the merger hierarchy (merger trees). Merger trees are a powerful tool for tracking the evolution of SMBH binaries along cosmic time, and analyze how their fate is influenced by the environment (e.g. stellar density cusps). We study the conditions under which pregalactic massive holes may sink to the halo center owing to dynamical friction, accrete a fraction of the gas in the merger remnant to become supermassive, form a binary system, and eventually coalesce. Major mergers are frequent at early times, so a significant number of binary SMBH systems is expected to form then. To anticipate the results of our analysis, we find that a simple model where quasar activity is driven by major mergers and SMBHs accrete at the Eddington rate a mass that scales with the fifth power of the circular velocity of the host halo, is able to reproduce the observed luminosity function of optically-selected quasars in the redshift range $1 < z < 4$. Minor mergers are largely responsible for a population of isolated BHs wandering in galaxy halos, while intergalactic BHs will be produced by the gravitational slingshot (the ejection of one BH when three holes interact).

2. HALO MERGER TREE

There are now a number of algorithms for constructing merger trees, the difficulties and drawbacks of various techniques having been reviewed by Somerville & Kolatt (1999). We have developed a Monte Carlo algorithm similar in spirit to the one described by Cole et al. (2000), and based on the extended Press-Schechter formalism (EPS). This gives the fraction of mass in a halo of mass M_0 at redshift z_0 , which at an earlier time was in smaller progenitors of mass in the range M to $M + dM$,

$$f(M; M_0) dM = \frac{1}{2} \frac{D}{S^{3/2}} \exp \left[-\frac{D^2}{2S} \frac{d^2 M}{dM} \right] dM \quad (1)$$

where $D = \delta_c(z) / \delta_c(z_0)$ and $S = \frac{\delta_c^2(z)}{\delta_c^2(z_0)} \frac{\rho_M^2(z)}{\rho_{M_0}^2(z_0)}$ (Bower 1991; Lacey & Cole 1993). Here $\frac{\delta_c^2(z)}{\delta_c^2(z_0)}$ and $\frac{\rho_M^2(z)}{\rho_{M_0}^2(z_0)}$ are the linear theory mass density fluctuations smoothed with a ‘top-hat’ filter of mass M and M_0 at redshifts z and z_0 , respectively. The $\delta_c(z)$ and $\delta_c(z_0)$ are the critical thresholds on the linear overdensity for spherical collapse at the two redshifts. Integrating this function over the range $0 < M < M_0$ gives unity: all the mass of M_0 was in smaller subclumps at an earlier epoch $z > z_0$. Taking the limit $z \rightarrow z_0$ and multiplying by the factor $M_0 = M$ to convert from mass weighting to number weighting, equation (1) gives the number of progenitors the more massive halo fragments into when one takes a small step z back in time,

$$\frac{dN}{dM}(z = z_0) = \frac{1}{2} \frac{M_0}{M} \frac{1}{S^{3/2}} \frac{d\delta_c}{dz} \frac{d^2 M}{dM} \quad (2)$$

Our algorithm uses this expression to build a binary merger tree that starts from the present day and runs backward in time ‘disintegrating’ a parent halo into its progenitors. Because for CDM-like power spectra the number of halos diverges as the mass goes to zero, it is necessary to introduce a cut-off mass or effective mass resolution M_{res} , which marks the transition from progenitor (all halos with $M > M_{\text{res}}$) to accreted mass (the cumulative

contribution of all halos with $M < M_{\text{res}}$ (Somerville & Kolatt 1999). Having specified the mass resolution, one can compute the mean number of fragments in the range $M_{\text{res}} < M < M_0/2$,

$$N_p = \int_{M_{\text{res}}}^{M_0/2} \frac{dN}{dM} dM; \quad (3)$$

and the fraction of accreted mass,

$$F_a = \int_0^{M_{\text{res}}} \frac{dN}{dM} \frac{M}{M_0} dM; \quad (4)$$

Both of these quantities are proportional to the time step Δz , which is chosen to ensure that multiple fragmentation is unlikely, i.e., $N_p \ll 1$. Following Cole et al. (2000), at every time step a random number $0 \leq R \leq 1$ is generated and compared to N_p . If $R \leq N_p$ the parent halo does not fragment in this time step, but its mass is reduced to account for the accreted matter, i.e., a new halo is produced with mass $M_0(1 - F_a)$. Fragmentation occurs instead if $R > N_p$: then a random value of M in the range $M_{\text{res}} < M < M_0/2$ is generated from the distribution in equation (2), to produce two new halos with masses M and $M_0(1 - F_a) - M$. The merger hierarchy is built up by repeating the same procedure on each subclump at successive time steps.

To fully define the tree we need to specify the power-spectrum of density fluctuations, which gives the function δ_M , and the cosmological parameters Ω_0 and h , which the critical overdensity for collapse δ_c depends upon. Unless otherwise stated, all the results shown below refer to the currently favoured (by a variety of observations) Λ CDM world model with $\Omega_0 = 0.3$, $h = 0.7$, $h^2 = 0.02$, and $n = 1$. In this cosmology the redshift dependence of the matter density parameter is $\Omega(z) = \Omega_0(1+z)^3[\Omega_0 + (1+z)^3\Omega_0]^{-1}$, and the linear theory growth factor is accurately approximated by

$$D(z) = \frac{5}{2(1+z)} + \frac{1}{70} + \frac{209}{140} + \frac{2}{140} + \dots^{4=7} \quad (5)$$

(Carroll, Press, & Turner 1992), so that $\delta_M(z) = \delta_M(0)D(z)/D(0)$. The normalization of the mass fluctuation spectrum, derived from the abundance of X-ray emitting clusters observed in the local universe, is $\delta_8(0)$ ($\sigma_8(r = 8h^{-1} \text{ Mpc}) = 0.93$ (Eke, Cole, & Frenk 1996). We have used the fit to the CDM power-spectrum given by Bardeen et al. (1986), modified to account for the effects of baryon density following Sugiyama (1995). For the spherical collapse density threshold δ_c we use the fit (accurate within 0.1% for $1 > \delta_c > 0.01$) from Nakamura & Suto (1997), $\delta_c(z) = 1.686[1 + 0.012299 \log(1+z)]$.

All that remains to be fixed is the mass resolution and time step. We have taken M_{res} to represent at $z = 0$ a subclump with virial velocity equal to 10% that of the M_0 parent halo, i.e., $M_{\text{res}} = 10^{-3} M_0$: the mass resolution is taken to decrease with redshift as $(1+z)^{3.5}$, so it is always less than 5% of the mass of the main halo in the merger hierarchy. This ensures a sufficiently wide range of masses in the tree at all redshifts. Due to the nature of the algorithm, M_{res} cannot be chosen to be arbitrarily small, as in this case multiple fragmentation becomes unprobable (i.e., $N_p \ll 1$) only if the time resolution (and hence the

computational time) is extremely high. For instance, if we keep the ratio between M_{res} and the mass of the main halo in the tree fixed at the present-day value, the time for one Monte Carlo realization is longer by an order of magnitude. Since our aim is to track the merger hierarchy to very high redshifts, to keep the computational time down to acceptable values, we have approximated the fraction of accreted mass by the fitting formula

$$F_a = a[\log(M/M_{\text{res}})]^b; \quad (6)$$

where b is in the range $0.3 - 0.8$ (depending on mass and redshift), instead of integrating the mass function of progenitors with $M < M_{\text{res}}$ at every branch of the tree.

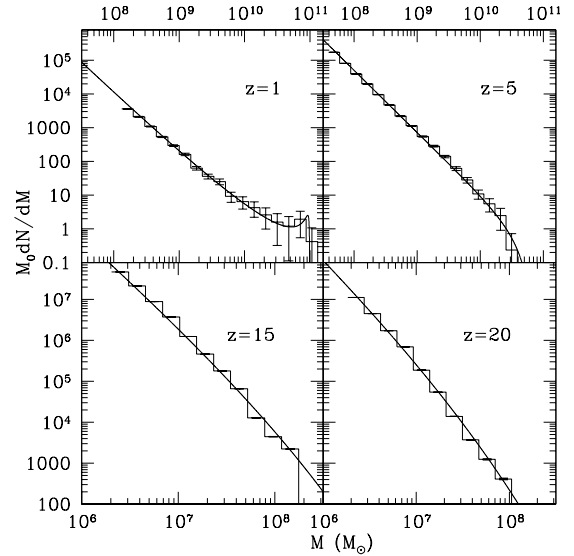


Fig. 1. | Mean number of progenitors with mass M for a $z_0 = 0$, $M_0 = 10^{11} M_\odot$ parent halo, at redshifts $z = 1; 5; 15; 20$. Solid lines: predictions of the EPS theory. Histograms: results for the merger tree (mean of 50 realizations), $M > 2 M_{\text{res}}$. Error bars represent the Poissonian error in the counts.

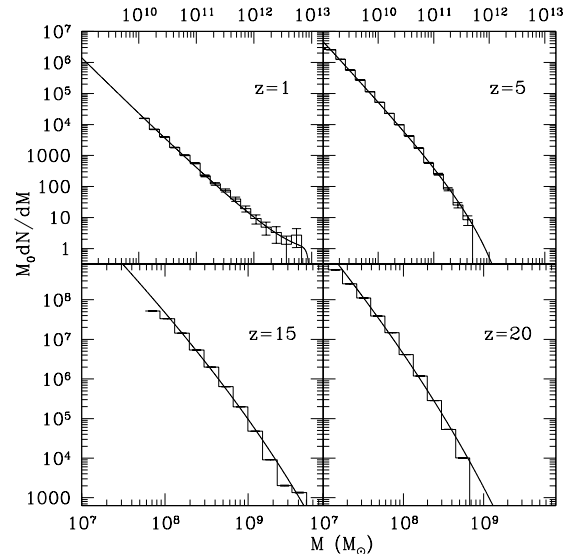


Fig. 2. | Same as Fig. 1 for a $z_0 = 0$, $M_0 = 4 \times 10^{13} M_\odot$ parent halo.

Beside conserving mass, a merger tree algorithm must reproduce at all redshifts the conditional mass function

predicted by the EPS theory. The comparison is shown in Figures 1 and 2: for this set of realizations we have used 820 time steps logarithmically spaced in expansion factor between $z = 0$ and $z = 20$. With the above prescriptions, the tree typically agrees with the EPS predictions within a factor of 2 up to $z = 20$ for masses greater than $3 M_{\text{res}}$. Each realization we generate tracks backwards the merger history of 220 parent halos at the present epoch picked over the mass range $10^{11} < M_0 < 10^{15} M_{\odot}$. These are broken up into as many as 70,000 progenitors by $z = 20$. One issue of concerns involves systematic deviations of the unconditional (and conditional) Press-Schechter (PS) mass function compared with N-body simulations. At low redshifts, the PS mass function overpredicts the number of small halos by a factor of 1.5 to 2 (e.g. Gross et al. 1998; Sheth & Tormen 1999). The model and simulation results agree well on all scales at $z \leq 1$, while at higher redshifts the abundance of large-mass halos is underestimated by the PS model (Somerville et al. 2000). In general, halo merging histories constructed using the EPS formalism are reasonably consistent with those extracted from N-body simulations. At very high redshift ($z > 10$), a recent cosmological simulation by Jang-Condell & Hernquist (2001) finds good agreement with the PS mass function for the lowest halo masses of interest here.

3. GROWTH OF SUPERMASSIVE BLACK HOLES

3.1. Pregalactic 'seeds'

Following M R, we will assume that one seed BH of mass $m > 150 M_{\odot}$ forms in each of the rare β -peaks at $z = 20$. As our fiducial model we take here $\beta = 3.5$, corresponding in the assumed Λ CDM cosmology to mini-halos of mass $M_{\text{seed}} = 1:1 \cdot 10^7 h^{-1} M_{\odot}$. This is larger than the minimum mass threshold for baryonic condensation, $M_{\text{min}} \approx 5 \cdot 10^6 M_{\odot}$ ($h = 0.65$), found in the numerical simulations of Fuller & Couchman (2000). Above M_{min} the H_2 cooling time is shorter than the Hubble time at virialization, the gas in the central halo regions becomes self-gravitating, and stars can form. A pregalactic halo at $z = 20$ is characterized by a virial radius (defined as the radius of the sphere encompassing a mean mass density $\rho_{\text{vir}} = \rho_{\text{crit}}$, where ρ_{crit} is the critical density for closure at the redshift z and ρ_{vir} is the density contrast at virialization⁴) $r_{\text{vir}} = 390 \text{ pc } M_7^{1/3} h^{-1}$, and a circular velocity $V_c = 10.5 \text{ km s}^{-1} M_7^{1/3}$ at r_{vir} . The gas collapsing along with the dark matter perturbation will be shock heated to the virial temperature $T_{\text{vir}} = 3200 \text{ K } M_7^{2/3}$, where M_7 is the halo mass in units of $10^7 h^{-1} M_{\odot}$. The total baryonic mass within the virial radius is equal to ($M_{\text{seed}}/b = 0$). In a Gaussian theory, halos more massive than the β -peaks contain a fraction $\text{erfc}(\beta/\sqrt{2})$ ($= 0.0047$ for $\beta = 3.5$) of the mass of the universe. Therefore the mass density parameter of our '3.5-' pregalactic holes is

$$= \frac{0.0047 \cdot 0 m}{1:1 \cdot 10^7 h^{-1} M} > 2 \cdot 10^{-9} h: \quad (7)$$

This is much smaller (cf. M R) than the density parameter of the supermassive variety found in the nuclei of most

nearby galaxies,

$$\rho_{\text{SM BH}} = \frac{6 \cdot 10^5 h M_{\odot} \text{ Mpc}^3}{2:8 \cdot 10^{11} h^2 M_{\odot} \text{ Mpc}^3} \approx 2 \cdot 10^6 h^{-1}; \quad (8)$$

where the value at the denominator is the critical density today and we have taken for the local density of SM BHs the value recently inferred by Merritt & Ferrarese (2001). It is then clear that, if SM BHs form out of rare, accreting Pop III BHs, the present-day mass density of SM BHs must have been accumulated during cosmic history via gas accretion, with BH-BH mergers playing a secondary role. This is increasingly less true, of course, if the seed holes are more numerous and populate (say) the $2\text{-}\sigma$ peaks instead.

The choice of where to initially locate our seed BHs, while motivated by recent numerical simulations of the formation of the first stars, is clearly somewhat arbitrary. Computational costs do not allow us to follow the merger hierarchy much beyond $z = 20$, or down to mini-halo masses smaller than M_{seed} . As argued by M R, if an extremely IMF is linked to primordial H_2 chemistry and cooling, it seems unlikely that the formation of massive BHs from zero-metallicity VMSS might have been a very efficient process, due to a number of radiative (H_2 photodissociation and H photoionization from the strong UV continua of VMSS) and mechanical (VMSS with $140 M_{\odot}$, $260 M_{\odot}$ exploding as pair-instability supernovae and unbinding the gas in the host mini-halos) feedbacks.

3.2. Major mergers

We model each dark halo as a singular isothermal sphere (SIS) with circular velocity V_c , one-dimensional velocity dispersion $\sigma_{\text{DM}} = V_c/\sqrt{2}$, and density $\rho(r) = V_c^2/4\pi G r^2$, truncated at the virial radius. When two halos of mass M and M_s merge, the 'satellite' (less massive) progenitor (mass M_s) is assumed to sink to the center of the more massive pre-existing system on the Chandrasekhar dynamical friction (against the dark matter background) timescale

$$t_{\text{df}} = 1:17 \frac{r_c^2 V_c}{G M_s \ln} = 1:65 \frac{1+P}{P} \frac{1}{H} \frac{1}{r_{\text{vir}} \ln} \quad (9)$$

(Lacey & Cole 1993; Binney & Tremaine 1987), where V_c is the circular velocity of the satellite in the new halo of mass $M + M_s$ and virial radius r_{vir} , r_c is the radius of the circular orbit having the same energy as the actual orbit, the 'circularity' is the ratio between the orbital angular momentum and that of the circular orbit having the same energy, H is the Hubble parameter, $P = M_s/M$ is the (total) mass ratio of the progenitors, and the Coulomb logarithm is taken to be $\ln \ln(1+P)$. The dependence of this timescale on the orbital parameters is contained in the term

$$= (r_c/r_{\text{vir}})^2: \quad (10)$$

The most likely orbits occurring in cosmological CDM simulations of structure formation have circularity $= 0.5$ and $r_c/r_{\text{vir}} = 0.6$ (e.g. Tormen 1997; Ghigna et al. 1998). With these initial orbital parameters, recent numerical investigations by van den Bosch et al. (1999) and Colpi, Mayer, & Governato (1999) suggest a value $= 0.4\text{--}0.5$ for the exponent in equation (10). Here we assume $= 0.3$, but

⁴For the assumed cosmology this can be approximated by $\rho_{\text{vir}} = 178 \cdot 0.45$ (Eke, Navarro, & Frenk 1998).

we note that the merger timescale computed in this way does not include the increase in the orbital decay timescale due to tidal stripping of the satellite (Colpi et al. 1999). Satellites will merge with the central galaxy on timescales shorter than the Hubble time only in the case of major mergers, $P > 0.3$. In minor mergers tidal stripping may leave the satellite BH almost ‘haked’ of its dark halo, too far from the center of the remnant for the formation of a black hole binary. Figure 3 shows the number of major mergers per unit redshift bin experienced by halos of different masses. For galaxy-sized halo this quantity happens to peak in the redshift range 2–4, the epoch when the observed space density of optically-selected quasars also reaches a maximum. Hydrodynamic simulations of major mergers have shown that a significant fraction of the gas in interacting galaxies falls to the center of the merged system (Mihos & Hernquist 1994, 1996): the cold gas may be eventually driven into the very inner regions, fueling an accretion episode and the growth of the nuclear BH. In the following we shall make the simplifying assumption that SMBHs accrete material only during major mergers.

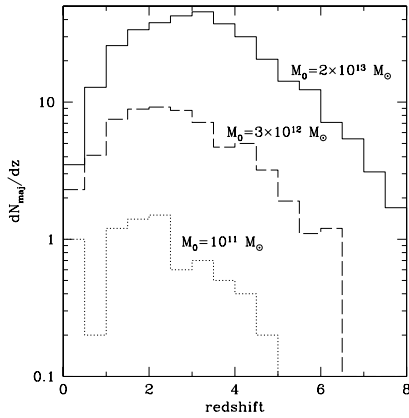


Fig. 3. Mean number of major mergers experienced per unit redshift by halos with masses $> 10^{10} M_\odot$. Solid line: progenitors of a $M_0 = 2 \times 10^{13} M_\odot$ halo at $z = 0$. Dashed line: same for $M_0 = 3 \times 10^{12} M_\odot$. Dotted line: same for $M_0 = 10^{11} M_\odot$.

3.3. Accretion history

The physical processes that determine the amount of accreted gas and the characteristic accretion timescales onto SMBHs are poorly understood, and different prescriptions have been proposed in the literature to explain the observed evolution of QSOs within hierarchical clustering cosmologies. We shall not attempt here to model these processes in details, but we note that the fraction of cold gas ending up in the hole must depend on the properties of the host halo in such a way to ultimately lead to the observed correlation between stellar velocity dispersion and SMBH mass. Using the most up-to-date set of black hole mass measurements, Ferrarese (2002) finds

$$m_{\text{BH}} = (4.4 \pm 0.9) 10^7 M_\odot \left(\frac{\sigma_{c,150}}{150 \text{ km s}^{-1}} \right)^{4.58 \pm 0.52}; \quad (11)$$

where $\sigma_{c,150}$ is the bulge velocity dispersion (defined within an aperture of size $< 0.5 \text{ kpc}$) in units of 150 km s^{-1} . Gebhardt et al. (2000) and Tremaine et al. (2002) report a similar relation with a somewhat shallower slope. From a sample of spirals and elliptical galaxies with $\sigma_c > 70 \text{ km s}^{-1}$,

Ferrarese (2002) also shows that the stellar velocity dispersion is strictly correlated with the asymptotic value of the circular velocity V_c measured well beyond the optical radius,

$$\log V_c = (0.88 \pm 0.17) \log \sigma_c + (0.47 \pm 0.35); \quad (12)$$

To avoid introducing additional parameters to our model, as well as uncertainties linked to gas cooling, star formation, and supernova feedback, we combine the two previous relations and adopt the following simple prescription for the mass accreted by a SMBH during each major merger:

$$m_{\text{acc}} = 1.3 \times 10^4 M_\odot \left(\frac{V_{c,150}}{150 \text{ km s}^{-1}} \right)^{5.2}; \quad (13)$$

where $V_{c,150}$ is the circular velocity of the merged system in units of 150 km s^{-1} . We assume this mass is accreted at the Eddington rate after about a dynamical timescale (estimated at one tenth the virial radius, $t_{\text{dyn}} = 0.1 r_{\text{vir}}/V_c$). The normalization factor K is of order unity and is fixed in order to reproduce the $m_{\text{BH}} - \sigma_c$ relation observed locally,

The above relations are only valid up to a value of the velocity dispersion corresponding to galaxy group and cluster scales. For instance, the SMBH in M 87 has a mass of $m_{\text{BH}} = 3 \times 10^8 M_\odot$ (Hamm et al. 1994), perfectly correlating with the observed circular velocity $V_c = 506 \text{ km s}^{-1}$ of the galaxy, but not with the circular velocity of the Virgo cluster ($V_c \approx 1000 \text{ km s}^{-1}$). Moreover, the larger halo considered in our merger-tree set, with $V_c = 1280 \text{ km s}^{-1}$, would contain at $z = 0$ a SMBH more massive than $10^{10} M_\odot$: this would lead to an overestimate of the quasar LF at late epochs. Following Kaumann & Haehnelt (2000), we have then inhibited gas accretion onto SMBHs in halos with $V_c > 600 \text{ km s}^{-1}$. We find that this assumption affects only the accretion history of the SMBHs hosted in the two more massive halos of our realizations, and only at late epochs. On small mass scales, on the other hand, accretion onto BHs hosted by mini-halos with virial temperature $T_{\text{vir}} < 10^4 \text{ K}$ may be inhibited by radiation (UV background causing photoheating of the gas above T_{vir}) and mechanical (SN explosions) feedbacks: from these shallow potential wells the gas is easily expelled or photoevaporated. We therefore inhibit gas accretion on these mini-halo BHs. Our assumption has little or no effect at $z < 10$.

Modelling gas accretion onto BHs with the recipes just described we find that, along cosmic history, most of the final mass of SMBHs come from gas accretion, rather than from BH merging. The final mass of the SMBH formed after coalescence assumes the entropy-area relation for BHs: the total entropy S of the system remains unchanged, $S = m^2/4 = S_1 + S_2 = m_1^2/4 + m_2^2/4$ (taking $G = c = k = h = 1$; Hawking & Ellis 1973).

In contrast with previous work (e.g. Kaumann & Haehnelt 2000; Menou et al. 2001), we do not assume here that the two pre-existing holes coalesce instantaneously. The accreted mass m_{acc} is added instead to the BH in the more massive progenitor halo. The evolution of SMBH pairs will be discussed in the next section.

3.4. Dynamical evolution of BH binaries

In our model the merging is driven by dynamical friction against the dark matter background. In two halo+ BH systems with mass ratio $P < 0.3$ will drag in a satellite BH

towards the center of the more massive progenitor; this will inevitably lead to the formation of a bound SM BH binary in the violently relaxed core of the newly merged stellar system. Figure 4 shows the typical mass ratio of binary BHs together with the mean mass of the larger member of the pair as a function of redshift. At late epochs most of the BH pairs have unequal masses and, since the growth history of SM BHs does not track that of dark matter halos, a major merger between halos does not necessarily result in a BH binary with a large P , as evident from the upper panel of the figure.

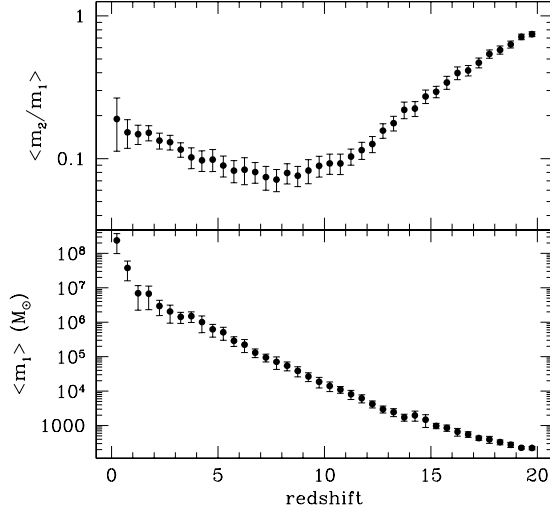


Fig. 4. The mass ratio of BH binaries (upper panel) and the mass of the larger BH (lower panel) are shown as a function of redshift. The points show the mean values and 1- σ error bars from all Monte Carlo realizations. At high redshift binary members are seed Pop III BHs with nearly equal masses; as time goes on the holes grow mainly due to gas accretion, and low mass ratios become more probable.

The subsequent evolution of BH binaries was first outlined by Begelman, Blandford, & Rees (1980). Consider a binary with BH masses m_1 , m_2 and semimajor axis $a(t)$ in an isotropic background of stars of mass m_\star and density $\rho(r)$. We use a simple model for the initial central stellar distribution, an SIS with a velocity dispersion comparable to the halo v_{DM} ,

$$\rho = \frac{v_{DM}^2}{2Gr^2} \quad (14)$$

This appears to be a good assumption for early-type lens galaxies (e.g. Koopmans & Treu 2002). When the age of the system is larger than the stellar relaxation time, the equilibrium distribution of stars around a BH is expected to be cuspy, $\rho \propto r^{-7/4}$, within the gravitational sphere of influence of the BH, even if the original profile had a core (Bahcall & Wolf 1976).

The binary forms at a separation $a_b = G(m_1 + m_2)/(2v_{DM}^2)$ at which the enclosed stellar mass equals $m_1 + m_2$, and initially hardens by dynamical friction

from distant stars acting on each BH individually. But as the binary separation shrinks (the binary ‘hardens’) the effectiveness of dynamical friction slowly declines because distant encounters perturb only the binary center’s of mass but not its semimajor axis. The BH pair then hardens via three-body interactions, i.e., by capturing the stars that pass within a distance a of it and ejecting them (‘gravitational slingshot’) at much higher velocities, $v_{ej} \sim v_{bin} [G(m_1 + m_2)/a]^{1/2}$, where v_{bin} is the relative velocity of the two BHs if their orbit is circular: this is the hard binary stage. In Quinlan’s (1996) simulations of the dynamical evolution of massive BH binaries, the system does not become hard until a falls below

$$a_h = \frac{Gm_2}{4v_{DM}^2} = 1 \text{ pc} \left(\frac{m_2}{10^{7.3} M_\odot} \right)^{1/2} \left(\frac{v_{DM}}{150} \right)^{-2} \quad (15)$$

(Quinlan 1996).⁵ We assume that the ‘bottleneck’ stages of the binary shrinking occur for separations $a < a_h$; in a major merger, after a dynamical friction timescale, we form the BH binary at a separation a_h and let it evolve.

In a fixed background, the hardening timescale $\tau_a = a/\dot{a}$ decreases with a ,

$$\tau_h = \frac{v_{DM}}{G\rho aH} = 10^{3.4} \text{ yr} \left(\frac{a}{\text{pc}} \right) \left(\frac{15}{H} \right) \left(\frac{v_{DM}}{150} \right)^{-1}; \quad (16)$$

and the binary would spend the longest period of time with $a \sim a_h$. Here the second equality assumes an SIS (eq. 14) down to a distance a from the center, and the dimensionless hardening rate is $H \sim 15$ in the limit of a very hard, equal-mass binary (Quinlan 1996). If the hardening continues sufficiently far, gravitational radiation losses can take over, and the two BHs rapidly coalesce on the timescale (for a circular orbit)

$$\tau_{gr} = \frac{5c^5 a^4(t)}{256G^3 m_1 m_2 (m_1 + m_2)} \quad (17)$$

(Peters 1964). If the binary can shrink to a separation

$$a_{gr} = 0.014 \text{ pc} \left(\frac{(m_1 + m_2)m_1 m_2}{10^{21.3} M_\odot^3} \right)^{1/4}; \quad (18)$$

the binary will coalesce within 10 Gyr due to the emission of gravitational waves. Here we have normalized to the case $m_1 = m_2 = 10^7 M_\odot$.

In practice, however, one cannot assume a fixed stellar background in estimating the rate of BH mergers, as the hardening of the binary modifies the stellar density ρ in equation (16): the shrinking of the pair removes mass interior to the binary orbit, depleting the galaxy core of stars and slowing down further hardening. The effect of loss-cone depletion (the depletion of low-angular momentum stars that get close enough to extract energy from a hard binary) is one of the major uncertainties in computing the merger time, and makes it difficult to construct viable merger scenarios for BH binaries. A recent analysis by Yu (2002) has shown that in significantly attenuated or triaxial galaxies the supply of low-angular momentum stars

⁵The standard definition of a ‘hard’ binary, one where its binding energy $E_b = Gm_1 m_2/a$ exceeds the typical kinetic energy of the surrounding stars $3m_\star v_{DM}^2/2$ (Binney & Tremaine 1987), is inapplicable to massive BH binaries as they are always hard if bound. Quinlan (1996) defines hardness instead in terms of the binary orbital velocity; in his definition a hard binary hardens at a constant rate.

may be sufficient to reach a_{gr} . A massive gaseous disk surrounding the binary may further speed up the merger rate (Gould & Rix 2000). N-body simulations of BH binary decay suggest that the wandering of the binary center of mass from the galaxy center (and to a lesser extent the diffusion of stars into the loss cone) may also work to mitigate the problems associated with loss-cone depletion (which may ultimately cause the binary to stall) and helps the binary merge (Quinlan & Hemquist 1997; Milsavljevic & Merritt 2001). Here we adopt a simple analytical scheme following Merritt (2000) that qualitatively reproduces the evolution observed in N-body simulations. If \dot{M}_{ej} is the stellar mass ejected by the BH pair, the binary evolution and its effect on the galaxy core are determined by the coupled equations

$$\frac{d}{dt} \frac{1}{a} = -H \frac{\dot{M}_{ej}}{M_{DM}}; \quad (19)$$

and

$$\frac{dM_{ej}}{d \ln(l=a)} = J (m_1 + m_2); \quad (20)$$

where J is the dimensionless mass ejection rate, $J \approx 1$ nearly independent of a for $a > a_h$ (Quinlan 1996). Integrating the second equation one finds $M_{ej} = J (m_1 + m_2) \ln(a_h/a)$: the binary ejects of order its own mass in shrinking from a_h to $a_h/3$. We assume that the stellar mass removal creates a core of radius r_c and constant density ρ_c (r_c), so that the ejected mass can be written as

$$\dot{M}_{ej} = \frac{2}{G} \frac{\dot{M}_{DM} r_c}{3} = \frac{4}{3} \frac{\dot{M}_{DM} r_c}{G} \quad (21)$$

(Merritt 2000). From equations (20) and (21) one derives

$$r_c(t) = \frac{3}{4} \frac{\dot{M}_{DM}}{M_{DM}} G J (m_1 + m_2) \ln(a_h/a); \quad (22)$$

and the core density decreases as

$$\rho_c(t) = \frac{8}{9} \frac{\dot{M}_{DM}^6}{G^3 M_{ej}^2(t)}; \quad (23)$$

The above relations, assuming a constant \dot{M}_{DM} during the hardening of the binary, are strictly valid only if the stellar relaxation timescale is long compared to the hardening time. The binary separation quickly falls below r_c and subsequent evolution is slowed down due to the declining stellar density, with a hardening time,

$$t_h = \frac{2}{H} \frac{r_c^2}{\dot{M}_{DM} a}; \quad (24)$$

which now becomes increasingly long as the binary shrinks. In this model the mass ejected increases logarithmically with time, and the binary can 'heat' background stars at radii $r, a < r_c$. In N-body simulations this may happen due to the Brownian motion of the binary induced by continuous interactions with other stars. Also, stars on eccentric orbits are most likely to interact with the binary and be removed, then lose their kinetic energy to the background as they spiral back in and are kicked out again. Figure 5 shows the evolution of a binary of seed, intermediate-mass BHs in two dark matter halos

with different velocity dispersion. The binary separation, a , shrinks as the pair interacts with the surrounding stellar field, and, at the same time, the ejection of stars decreases the central density creating a stellar core.

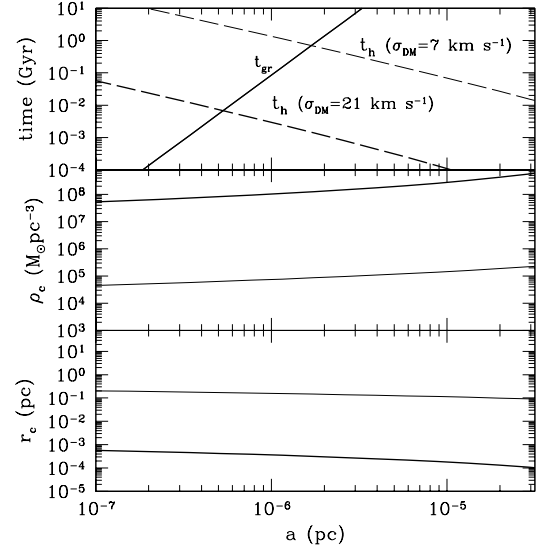


Fig. 5. The evolution (from bottom to top) of core radius, core stellar density, and hardening timescale during the shrinking of a Pop III BH binary against its separation. As the pair of $m = 150 M_\odot$ BHs shrinks, the initial ρ_c / r_c^2 stellar cusp is gradually converted into a constant density core by the gravitational slingshot, and the hardening timescale lengthens. Thin lines: $\sigma_{DM} = 7 \text{ km s}^{-1}$. The total stellar mass ejected prior to coalescence is $7.5(m_1 + m_2)$. Thick lines: $\sigma_{DM} = 21 \text{ km s}^{-1}$. The total stellar mass ejected prior to coalescence is $6.5(m_1 + m_2)$.

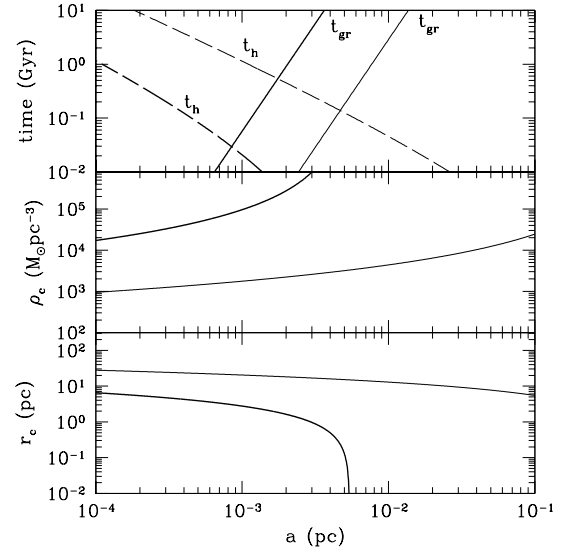


Fig. 6. The evolution (from bottom to top) of core radius, core stellar density, and hardening timescale during the shrinking of a SM BH binary in a halo with $\sigma_{DM} = 140 \text{ km s}^{-1}$. Thin lines: $m_1 = m_2 = 10^7 M_\odot$. The total stellar mass ejected prior to coalescence is $5(m_1 + m_2)$. Thick lines: $m_1 = 10^7 M_\odot, m_2 = 10^5 M_\odot$. The total stellar mass ejected prior to coalescence is $2(m_1 + m_2)$.

Finally, as it is conceivable that major mergers be-

tween galaxies may trigger bursts of star formation (e.g. Somerville, Primack, & Faber 2001), we further assume that a stellar cusp $\propto r^{-2}$ is promptly regenerated after every major merger event, replenishing the mass displaced by the BH binary. For a fixed binary mass the coalescence timescale is shorter in the case of more massive galaxies. The evolution of two SMBH binaries in a $\rho_{DM} = 200 \text{ km s}^{-1} \text{ halo}$ is depicted in Figure 6. An equal mass binary with $m_1 = m_2 = 10^7 M_\odot$ needs a longer time to merge than a binary with $m_1 = 10^7 M_\odot$ and m_2 , as it must eject a larger number of stars. A comparison with a straightforward extrapolation of Milosavljević & Merritt (2001) N-body results shows that the scheme we adopt tends to overestimate the binary evolution timescale by about a factor 3 (scaling to real galaxies like M32 and M87). Two main factors contribute to this discrepancy:

First, Milosavljević & Merritt (2001) let the slope of the density profile change smoothly during the hardening of the binary, ending with a shallow cusp $\propto r^{-1}$ rather than with a flat core; and second, they take into account the Brownian motion of the binary, which makes the BHs interact with a larger number of stars in the central region. Nevertheless, the coalescence timescales estimated in our model may be too short as they assume replenishment of the stellar cusp after every major merger. Yu (2002) has studied the merger of binary SMBHs assuming the central stellar profiles observed by Faber et al. (1997) in a sample of local galaxies, and finds that BH coalescence timescales may in some cases be longer than the Hubble time.

3.5. Triple BH interactions

The dynamical evolution of SMBH binaries may be disturbed by a third incoming BH, if another major merger takes place before the pre-existing binary has had time to coalesce. In a minor merger the intruder BH is stripped of most of the surrounding dark and luminous matter; the ensuing long dynamical friction timescale does not allow a close encounter between the central binary and the intruder. Within our scheme these BHs remain wandering in galaxy halos through successive mergers. If the incoming hole reaches the sphere of influence (determined in our model by the hardening distance a_h) of the central binary, the three BHs are likely to undergo a complicated resonance scattering interaction, leading to the final expulsion of one of the three bodies (gravitational slingshot). Typically an encounter between an intruder of mass m_{int} smaller than both binary members leads to a scattering event, where the binary recoils by momentum conservation and the incoming lighter BH is ejected from the galaxy nucleus. The binary also becomes more tightly bound, each such encounter typically increasing its binding energy E_b by the amount $\Delta E = E_{bi} - 0.4 m_{int} = (m_1 + m_2)$ (Hut & Rees 1992; Hills & Fullerton 1980; Colpi, Possenti, & Guadrandi 2002). By contrast, when the intruder is more massive than one or both binary components, the probability of an exchange is extremely high: the incoming hole becomes the member of a new binary, and the lightest BH of the original pair gets ejected (Hills & Fullerton 1980). For mass ratios $m_{int} = (m_1 + m_2) < 2$, most of the increase in the binding energy of the pair is due to the actual shrinking of the orbit, while above this value the binding energy rises mainly due to the replacement of a low mass member by a more massive BH. In the latter case, and for head-on

collisions and equal mass binaries, the fractional increase in binding energy is approximately constant with a value of 3.1 (Hills & Fullerton 1980). If the binary is hard the kinetic energy and momentum of the intruder are much lower than the orbital binding energy and the recoil momentum of the ejected body (we have checked a posteriori that this is true in nearly all cases of triple interactions). Conservation of energy and momentum in the interaction allows then to estimate the recoil velocity of the binary and intruder. Let m_{ej} be the mass of the lightest of the three BHs, and m_{bin} the mass of the final binary, i.e. $m_{ej} = m_{int}$ and $m_{bin} = m_1 + m_2$ in a scattering event, $m_{ej} = m_2$ and $m_{bin} = m_{int} + m_1$ for exchanges. The kinetic energy of the ejected BH and of the binary after the encounter will then be

$$K_{bin} = \frac{E}{1 + (m_{bin}/m_{ej})}; \quad (25)$$

$$K_{ej} = \frac{E}{1 + (m_{ej}/m_{bin})}; \quad (26)$$

We adopt a simple scheme, where:

if $m_{int} < m_2$ a scattering event occurs, with $\Delta E = E_{bi} = 0.4 m_{int} = (m_1 + m_2)$. The new semi-major axis is $a_1 = a_0 [1 + 0.4 m_{int} / (m_1 + m_2)]$.

if $m_2 < m_{int} < 2(m_1 + m_2)$ an exchange with $\Delta E = E_{bi} = 0.4 m_{int} = (m_1 + m_2)$ takes place. The new semi-major axis is $a_1 = a_0 (m_{int}/m_2) [1 + 0.4 m_{int} / (m_1 + m_2)]$.

if $m_{int} > 2(m_1 + m_2)$ again an exchange happens, with $\Delta E = E_{bi} = 0.9$ (we have rescaled the value of 3.1 given by Hills & Fullerton 1980 for head-on collisions to account for a distribution of impact parameters). The new semi-major axis is $a_1 = 0.53 a_0 (m_{int}/m_2)$.

In all cases we have used the equations (25) and (26) to estimate the recoil velocities. All triple interactions are followed along the merger tree, as they modify the binary separation during each encounter. At high redshift we find that the increase in binding energy causes the binary to shrink to a separation small enough that coalescence by gravitational radiation occurs, since most of these encounters happen among approximately equal mass systems. At later epochs events with low $m_{int} = (m_1 + m_2)$ mass ratios are more common (see Figure 7), and the binding energy increases only slightly after such interactions.

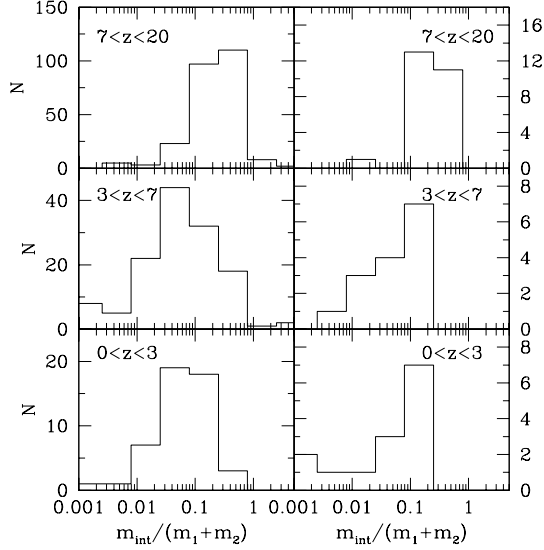


Fig. 7. The number of triple interactions for different ratios between the intruder BH mass m_{int} and the mass $m_1 + m_2$ of the binary, in different redshift intervals. Left panel: $D_M = 250 \text{ km s}^{-1}$. Right panel: $D_M = 150 \text{ km s}^{-1}$. This histogram includes results from all 20 Monte Carlo realizations of the same halo mass. At very high redshift (upper panel, $7 < z < 20$) equal mass system interactions are more common, while at low redshift (lower panel, $0 < z < 3$) a high-mass binary typically interacts with an intruder of much lower mass. At intermediate-high redshift (middle panel, $3 < z < 7$) a transition regime occurs.

What happens to a BH pair+ intruder system after the slingshot mechanism? In a SIS+core halo, the gravitational potential is

$$\Phi(r) = \begin{cases} \frac{1}{2} + \ln \frac{r_{\text{vir}}}{r_c} - \frac{1}{6} \left(\frac{r}{r_c} \right)^2 & r < r_c; \\ 1 + \ln \frac{r_{\text{vir}}}{r} - \frac{2}{3} \frac{r_c}{r} & r_c < r < r_{\text{vir}}; \\ 1 - \frac{2}{3} \frac{r_c}{r} & r > r_{\text{vir}}; \end{cases} \quad (27)$$

where the core radius r_c is that created by the hardening of the binary at the time of the triple interaction. If the kick velocity of the binary and/or single BH exceeds the escape speed $v_{\text{esc}} = \sqrt{2\Phi(r)}$, the hole(s) will leave the galaxy altogether. We find that the recoil velocity of the single hole is larger than v_{esc} in 99% of encounters. The binary is ejected instead in only 12% of the encounters (Figure 8) and typically at very high redshifts, when all BHs are in the same mass range. For equal mass holes both the binary and the single BH are ejected from radius r_{in} to infinity when the orbital velocity V_{bin} of the binary satisfies the condition

$$V_{\text{bin}} > \sqrt{\frac{2\Phi(r_{\text{in}})}{7}} \quad (28)$$

The 1% of single BHs not escaping their host halos are typically slung to the periphery of the galaxy with consequently long dynamical friction timescales; most of the binaries recoil instead within the core and fallback to the center soon afterwards, with $t_{\text{df}} < 0.01 \text{ Gyr}$. Since most of the ejected holes escape their hosts, in our scheme the number of wandering BHs due to the gravitational slingshot and retained within galaxy halos is thus significantly

lower (by about a factor of 50) than that left over by minor mergers.

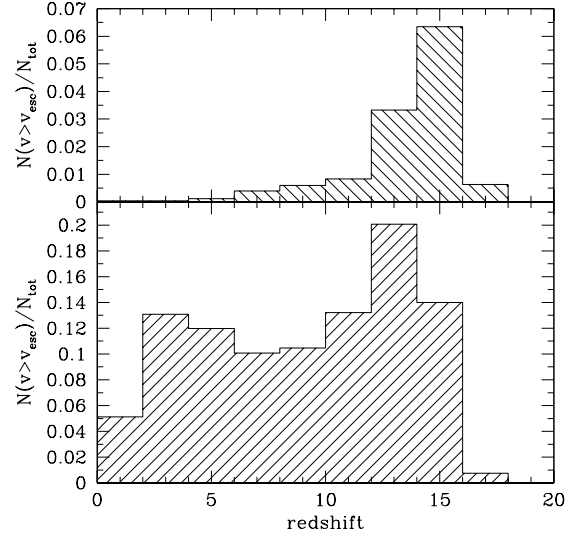


Fig. 8. The fraction of BH binaries (upper panel) and single BHs (lower panel) with recoil velocity v larger than the escape speed, as a function of redshift. The histogram includes results from all Monte Carlo realizations.

4. IMPLICATIONS

In this section we discuss some of the consequences predicted by our fiducial scenario (and a few variants) for the growth of SM BHs in the nuclei of galaxies.

4.1. The quasars luminosity function

In our framework quasar activity is triggered by major mergers and SM BHs accrete at the Eddington rate, $\dot{m}_E = 4 G \dot{m}_p m_{\text{BH}} / (c \tau)$, where τ is the radiation efficiency. Accretion starts after about one dynamical timescale and lasts until a mass given by equation (13) has been added to the hole. Rest mass is converted to radiation with a 10% efficiency; only a fraction $f_B = 0.08$ of the bolometric power is radiated in the blue band. We have compared theoretical luminosity functions (LF) at different redshifts with the most recent determination of the quasar blue LF from the 2dF survey ($0.3 < z < 2.3$, Boyle et al. 2000) and the SDSS ($3.3 < z < 5$, Fan et al. 2001a). The 2dF LF is a double power-law, which we have extrapolated beyond redshift 2 assuming pure luminosity evolution; the best fitting parameters for a Λ CDM cosmology are given by Boyle et al. (2000). The SDSS samples only the very bright end of the LF; Fan et al. (2001a) fit a single power-law to the data. A detailed comparison at early times is hindered by computational costs, which do not allow us to simulate very luminous and rare quasars in massive dark halos at high redshifts.

Nevertheless, as shown in Figure 9, our simple model reproduces reasonably well the faint end of the observed LF of optically-selected quasars in the redshift range $1 < z < 4$. The slope at low luminosities matches the one inferred by Boyle et al., and is considerably flatter than the extrapolation of the SDSS power-law. The tendency to overestimate the number of bright QSOs at $z < 1$ may be

less severe due to the presence of a substantial population of (optically) obscured luminous AGNs at low redshifts suggested by recent Chandra results, which may help reducing the discrepancy.

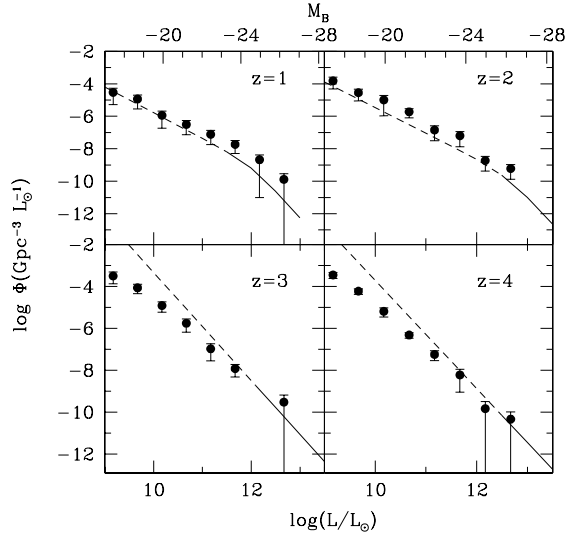


Fig. 9. The B-band luminosity function of quasars at various redshifts. Filled circles: the values predicted from our SM BH assembly and merging model history. Error bars indicate the poissonian error in the counts. Solid lines at $z = 1; 2$: 2dF LF. Solid lines at $z = 3; 4$: SDSS LF. The dashed lines show the extrapolation to faint magnitudes of the best fit LF from Boyle et al. (2000) ($z = 1; 2$), and Fan et al. (2001a) ($z = 3; 4$).

To assess the impact on our results of making seed BHs more common or rarer, we have run realizations that place $m = 150 M_\odot$ BHs at $z = 20$ in 3- (lower bias) and 4- (higher bias) peaks instead of the fiducial 3.5-. We find that we can still reproduce the observed quasar LF luminosity function by changing the major merger threshold, from $P > 0.3$ in the lower bias case, to $P > 0.1$ in the higher bias case. We have also run a case where the initial, seed BH mass is $m = 1000 M_\odot$ instead of $150 M_\odot$. We find little change at $z < 5$. The number of triple interactions at $z > 5$, however, increases; this is due to the fact that the hardening timescales are now longer, as more massive holes create larger core radii (see eqs. 23, 24). Overall, the number of BHs ejected in the intergalactic medium (IGM) goes up by a factor of 2.

4.2. The $m_{\text{BH}} - \sigma_c$ relation

In Figure 10 the local $m_{\text{BH}} - \sigma_c$ relation predicted by our scheme for the assembly history of SM BHs is compared to the fit given by Ferrarese (2002). The scatter in our model largely reflects the time elapsed since the last major merger. While the final SM BH mass is set by the last episode of gas accretion and BH-BH coalescence, the host halo mass keeps growing through minor mergers and the accreting of small dark matter clumps with $M < M_{\text{res}}$. We find that lowering the threshold for major mergers has the effect of smoothing the mass assembly history of SM BHs, tightening the $m_{\text{BH}} - \sigma_c$ relation. Figure 11 illustrates the fact that the mass-growth history of SM BHs does not totally reflect that of their host halos and follows a more complex pattern, with a number of rapid

accretion episodes.

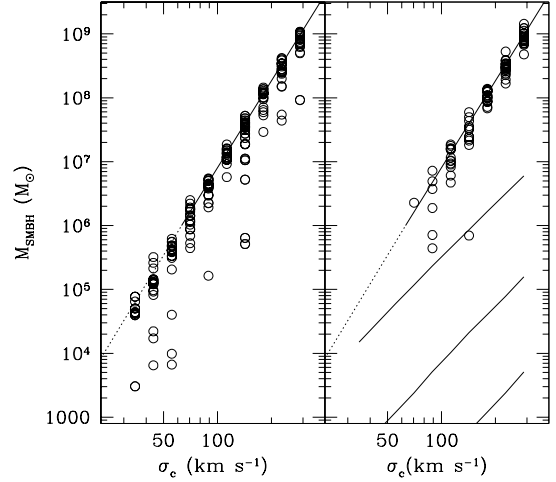


Fig. 10. The $m_{\text{BH}} - \sigma_c$ relation at $z = 0$. Left panel: the circles mark the results for our fiducial model with seed BHs in 3.5 density peaks. The solid line shows Ferrarese's (2002) best fit; its extrapolation to low σ_c values is depicted by a dotted line. The holes deviating from the relation are hosted in galaxies that experienced their last major merger at $z > 1.5$. Since then their host halos have grown due to minor mergers. Right panel: same for seed BHs in 4 peaks. The three curves (from top to bottom, initial seed BHs in 3, 3.5, and 4 peaks) below show the $m_{\text{BH}} - \sigma_c$ relation obtained assuming that when halos merge their BHs coalesce immediately, and there is no gas accretion. Note how the slope is flatter and the normalization lower than observed.

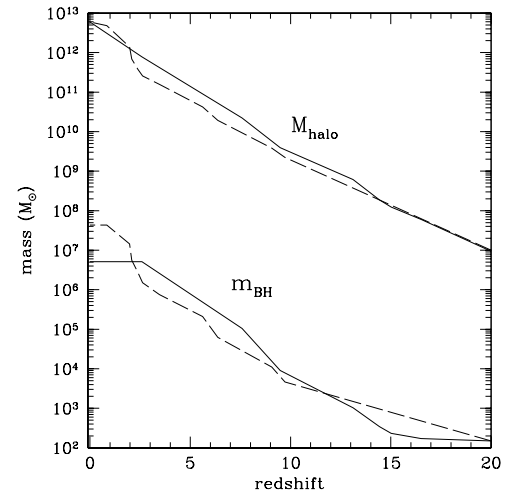


Fig. 11. Two different realizations for the mass-assembly history of a galaxy halo with today velocity dispersion $\sigma_{\text{DM}} = 160 \text{ km s}^{-1}$ and its central SM BH. Dashed line: the halo experiences its last major merger at low redshift, and its hole follows the observed $m_{\text{BH}} - \sigma_c$ relation. Solid line: the halo has its final major merger at $z = 2.6$, when only a small fraction of its dark mass was already in place. The mass of its SM BH is only about 10% of that expected from the $m_{\text{BH}} - \sigma_c$ relation.

The assembly history of two SM BHs is shown in Figure 12; one BH (labelled as '1') ends in a main, massive halo at the present epoch, and the other ('2') in a satellite at $z = 2.3$. The final mass of the two BHs is mostly due to gas accretion and does not depend on the initial

conditions, i.e., whether the seed holes are hosted in the 3 or 3.5- peaks. The number of major mergers between halos hosting SM BHs is larger in the 3- peak case; only a fraction ends with the coalescence of the two holes before a triple BH interaction takes place, as gravitational slingshots are now more common. As an example, for a Milky Way-sized halo, the fraction of major mergers that ends up with the coalescence of the binary without a slingshot drops from 75% in the 3.5- fiducial case to 28% for $\beta = 3$.

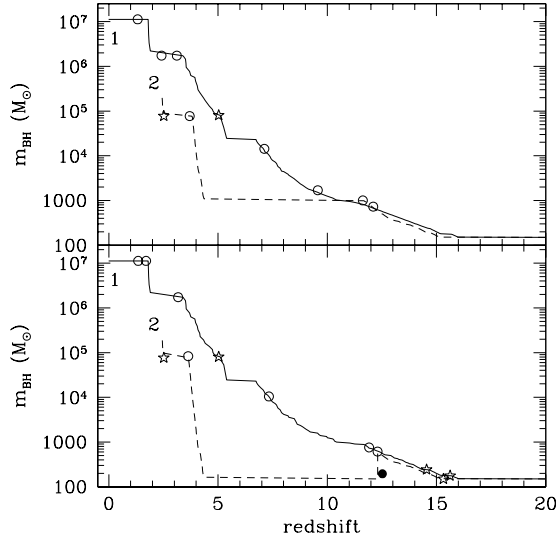


Fig. 12. Mass growth history of two SM BHs, one ending in a massive halo (1') with $D_M = 185 \text{ km s}^{-1}$ at $z = 0$, and one in a satellite (2') with $D_M = 80 \text{ km s}^{-1}$ at $z = 2.3$. Upper panel: seed holes in 3.5- peaks at $z = 20$. The BH mass grows after every major merger event due to gas accretion, independently of whether the other merging galaxy hosts another SM BH or not. The star symbols mark the redshift of the major mergers of two parent halos both hosting a SM BH, but not ending up with the coalescence of the binary. The circles mark the redshift when two SM BHs coalesce. Note how most of the mass of the lighter hole is gained in the most recent accretion episodes. Lower panel: same but for seed BHs in 3- peaks. The number of mergers not ending up with the coalescence of the two SM BHs (indicated by stars) is larger compared to the higher bias case. The black dot marks the rare event (occurring in the satellite galaxy) of a decrease of the central BH mass, caused by the ejection of the binary in a triple BH interaction.

4.3. Wandering BHs

It appears inevitable that significant numbers of triple BH interactions will take place at early times if the formation route for the assembly of SM BHs goes back to the very first generation of stars, and even more so if the seed holes are more numerous and populate the low- peaks. As discussed in §3, our scheme predicts, along nuclear SM BHs hosted in galaxy bulges, a number of wandering BHs that are largely the result of minor mergers rather than of low energy slingshots. In practice, for minor mergers, the dynamical friction timescale is longer than the Hubble time, and at $z = 0$ the BHs are still on their way to the galactic center. Moreover, rare high energy slingshots can eject the lighter hole out of the halo, making it an "intergalactic BH". Even rarer events occur when the lighter BH and the binary are both ejected into the intergalactic medium.

The total mass in wandering BHs ranges from 1% to 10% of the mass of the central SM BH, for halos with

$D_M = 50 \text{ km s}^{-1}$ and $D_M = 300 \text{ km s}^{-1}$, respectively. Figure 13 shows the mass function of wandering BHs at $z = 0$ for two typical halos, $D_M = 100 \text{ km s}^{-1}$ and $D_M = 200 \text{ km s}^{-1}$.

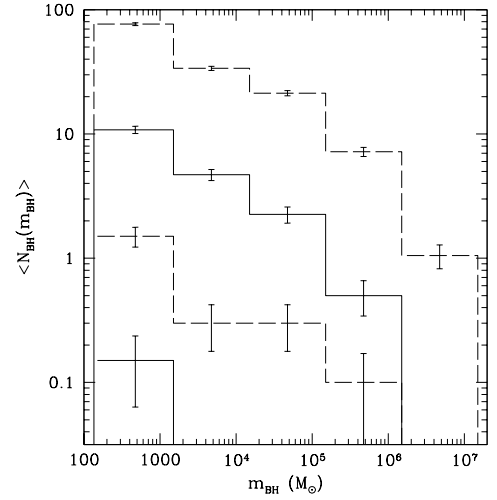


Fig. 13. Mass function of wandering BHs at $z = 0$, averaged over 20 Monte Carlo realizations of a galaxy-sized halo ($D_M = 100 \text{ km s}^{-1}$, solid lines), and 20 realizations of a more massive, $D_M = 200 \text{ km s}^{-1}$ halo (dashed lines). The lower-left histogram gives the contribution of slingshots to the mass function in the two cases considered. Errorbars are 1- Poissonian noise. The nuclear SM BHs in these halos have masses $m_{BH} = 3.8 \cdot 0.1 \cdot 10^6 M_\odot$ and $m_{BH} = 1.0 \cdot 0.1 \cdot 10^8 M_\odot$, respectively.

In Figure 14 we show the total mass in BHs predicted by our scheme, and the relative contribution of nuclear, wandering and intergalactic BHs, as a function of redshift. At $z = 0$ the mass in nuclear BHs is $\sim 3.5 \cdot 10^5 M_\odot \text{ Mpc}^{-3}$, within 30% to the value given by Merritt & Ferrarese (2001), and somewhat larger than the value estimated by Yu & Tremaine (2002) from SDSS data. The total mass is dominated by nuclear BHs at every epochs, though at low redshifts wandering BHs become increasingly more important.

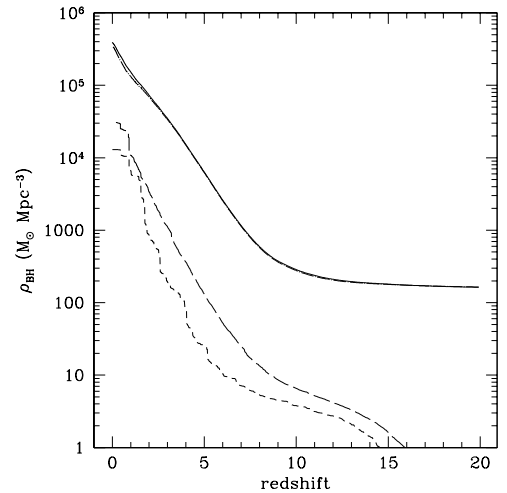


Fig. 14. Contribution of nuclear, wandering and intergalactic BHs to the mass density in BHs as a function of redshift. Solid line: total mass density in all species. Dot-dashed line: nuclear BHs. Long-dashed line: wandering BHs retained in galaxy halos, most of them due to minor mergers. Short-dashed line: single and binary BHs ejected in the IGM after a high energy slingshot event.

The cumulative local mass function of BHs is displayed in Figure 15. The heaviest BH hosted in a given DM halo has experienced several accretion episodes, lies in the nucleus, and has a well defined mass according to the tight $m_{\text{BH}} - c$ relation. Though the total mass in BHs is dominated, in every galaxy-sized halo, by the central hole, the same halo hosts a multiplicity of lighter wandering BHs, with masses ranging from $150 M_{\odot}$ to approximately one tenth of the mass of the nuclear SMBH. Hence the total BH mass density is dominated by wandering holes for masses $< 10^5 M_{\odot}$, and by nuclear ones above.

Note that on group and cluster scale our scheme would define "wandering" all the nuclear BHs hosted in satellite galaxies, with only the BH of the central galaxy defined as "nuclear". On the other hand, on galaxy scales, the cumulative mass contribution of wandering BHs is 10% of the total (wandering + nuclear) mass in a given halo (Figure 13). We extrapolate this fraction to larger scales, assuming that 10/11 of the wandering BH mass in groups and clusters is associated with nuclear BHs in satellite galaxies, and only 1/11 is due to true wandering holes. We have then readjusted the mass of wandering and nuclear BHs in groups and clusters accordingly.

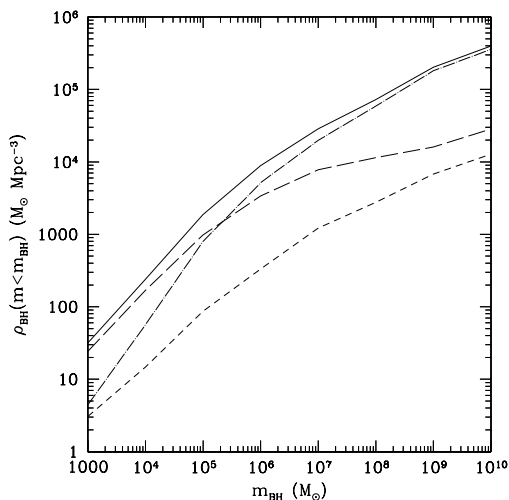


Fig. 15. Cumulative mass density in BHs at redshift $z = 0$. The total density is dominated by the nuclear BHs contribution, though the contribute of wandering BHs takes over for masses $< 10^5 M_{\odot}$. Solid line: total mass density. Dot-dashed line: nuclear BHs. Long-dashed line: wandering BHs. Short-dashed line: intergalactic BHs.

We keep track of the positions of every single wandering hole within the host halos as it sinks to the center due to dynamical friction. The positions at the present epoch are typically spread between 0.1 and 0.6 of the virial radius. The large population of wandering BHs predicted by our model could be associated to the off-center, ultraluminous X-ray sources observed in nearby galaxies (e.g., Colbert & Mushotzky 1999; Makishima et al. 2000; Kaaret et al. 2001).

4.4. Binary SMBHs and quasars

The fraction of galaxies hosting a nuclear BHs is shown in Figure 16 for $0 < z < 10$, and decreases approximately as $(1+z)^{2.4}$ in this redshift interval. On average, along cosmic history, only a fraction $< 10\%$ of these dominant or active AGNs hosts a binary system. A fraction 60% of SMBH binaries at $z = 0$ has separation larger than 0.1 kpc and are still 'soft', while 10% is in an advanced stage of hardening ($a < 10$ pc). The fraction of binaries strongly depends upon the total coalescence timescale, which, as discussed in §3.4, is rather uncertain. We have then run a set of simulations with a stellar density artificially decreased by a factor of 2, which implies a slower hardening rate by a factor of 5, on average. In this case triple interactions are more common, due to the increased probability of having a binary still in the process of shrinking when a third intruder BH comes along. As a consequence, at low redshift ($z < 0.1$), the fraction of binaries becomes as large as 20%. The increased number of binaries is formed by close systems ($a < 10$ pc), hosted in galaxies that have not experienced any recent major merger.

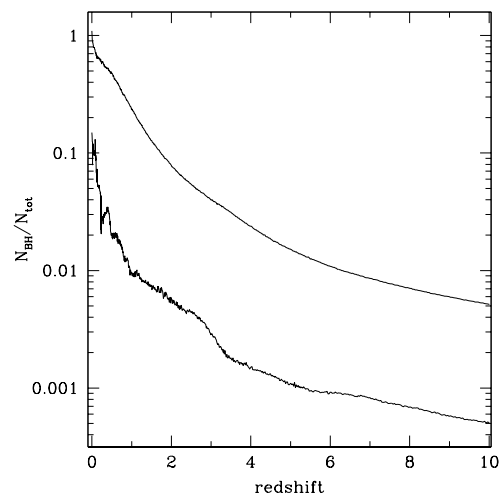


Fig. 16. Fraction of halos hosting at least a nuclear SMBH vs redshift (upper curve). The SMBH occupation fraction is unity at the present epoch, and drops below 10% only at $z \geq 2$. Approximately 10% of such halos actually harbors a binary system (lower curve).

Binary quasars are an intrinsically rare phenomenon, as both SMBHs must be active at the same time. Observationally, 16 pairs are known in a sample of 10^4 QSOs, and among these 16 the confirmed physical associations are less than 10 (Kochanek, Falco, & Muñoz 1999; Mortlock, Webster, & Francis 1999; Junkkarinen et al. 2001). In our simulations we find a fraction of binary quasars with $L > 0.01 L_{\text{Edd}}$ that is $\sim 1 - 3 \times 10^{-3}$ at $z < 4$. A similar fraction is found taking a luminosity threshold of $0.1 L_{\text{Edd}}$. If both BHs involved in a major merger were assumed to accrete gas and show up as a binary quasar (we recall that in our scheme only the BH hosted in the larger halo actually accretes and radiates), the fraction of binary quasars would be two orders of magnitude larger, in apparent conflict with the existing data.

5. SUMMARY

Motivated by the recent discovery of luminous quasars around redshift $z \approx 6$ (suggesting a very early assembly epoch) and by numerical simulations of the fragmentation of primordial molecular clouds in cold dark matter cosmologies, we have assessed a model for the growth of SMBHs in the nuclei of luminous galaxies out of accreting Pop III seed holes of intermediate masses, the end-product of the first generation of stars in (mini)halos collapsing at $z \approx 20$ from high-density fluctuations. As these pregalactic BHs become incorporated through a series of mergers into larger and larger halos, they sink to the center owing to dynamical friction, accrete a fraction of the gas in the merger remnant to become supermassive, form a binary system, and eventually coalesce. We have followed the merger history of dark matter halos and associated BHs through cosmological Monte Carlo realizations of the merger hierarchy from early times until the present in a Λ CDM cosmology. In our scheme the current mass of SMBHs lurking at the center of galaxy accumulates mainly via gas accretion, with BH-BH mergers playing only a secondary role.

The main results of our investigations can be summarized as follows:

- a simple model where quasar activity is driven by major mergers and SMBHs accrete at the Eddington rate a mass that scales with the fifth power of the circular velocity of the host halo, can reproduce the observed luminosity function of optically-selected quasars in the redshift range $1 < z < 4$;

- hardening of BH binaries takes place efficiently both as a result of cuspy stellar density profiles that are replenished after every major merger and, to some extent, due to triple BH interactions.

- although our seed BHs at $z = 20$ are very rare (one in every halo collapsing from 3.5-density peaks),

the nuclear SMBH occupation fraction is of order unity at the present epoch. It drops to less than 10% only at $z \approx 2$. Had we placed seed BHs in the 4-density peaks instead, the occupation fraction of nuclear SMBH would be approximately 0.6 today;

- the local fraction of binary SMBHs is of order 10%, with half of these systems having a separation larger than 100 pc. Surviving binary SMBHs have mass ratios $0.2 - 0.1$;

- at $z < 4$, binary quasars represent a fraction $1 - 3 \times 10^{-3}$ of all AGNs more luminous than $0.1 L_{\odot}$;

- the long dynamical friction timescales and BH slingshots create a population of BHs wandering in galaxy halos and the IGM, and contributing $< 10\%$ to the total BH mass density today. For a Milky Way-sized galaxy we expect ~ 10 wandering BHs with mass between 150 and 1000 M_{\odot} , and 1 wandering SMBH with $10^5 < m_{\text{BH}} < 10^6 M_{\odot}$. For a halo with $v_{\text{DM}} = 200 \text{ km s}^{-1}$ the number of wandering BHs is approximately 10 times larger.

Because of the sensitivity of our calculations on a number of poorly known parameters, these predictions should be regarded only as trends. Yet, we believe our results shed new light on models for the assembly of SMBHs that trace their hierarchical build-up far up in the dark halo merger tree. We will explore in detail the possibility that the damage done to stellar cusps by binary BHs may be cumulative, together with the detectability of wandering BHs in another paper.

We have benefited from discussions with M. Colpi, D. Merritt, M. Rees, and G. Tani. Support for this work was provided by NASA through grants NAG 5-4236 and NAG 5-11513 (P.M.).

REFERENCES

- Abel, T., Bryan, G., & Norman, M. 2000, *ApJ*, 540, 39
 Adam, S. F. C., Gra, D. S., & Richstone, D. O. 2001, *ApJ*, 551, L31
 Bahcall, J. N., & Wolf, R. A. 1976, *ApJ*, 209, 214
 Bardeen, J. M., Bond, J. R., Kaiser, N., & Szalay, A. S. 1986, *ApJ*, 304, 15
 Bames, J. E. 1988, *ApJ*, 331, 699
 Begelman, M. C., Blandford, R. D., Rees, M. J. 1980, *Nature*, 287, 307
 Binney, J., & Tremaine, S. 1987, *Galactic Dynamics* (Princeton: Princeton Univ. Press)
 Bower, R. G. 1991, *MNRAS*, 248, 332
 Boyle, B. J., Shanks, T., Croom, S. M., Smith, R. J., Miller, L., Loaring, N., & Heymans, C. 2000, *MNRAS*, 317, 1014
 Bromm, V., Coppi, P. S., & Larson, R. B. 1999, *ApJ*, 527, L5
 Burkert, A., & Silk, J. 2001, *ApJ*, 554, L151
 Carr, B. J., Bond, J. R., & Amett, W. D. 1984, *ApJ*, 277, 445
 Carroll, S. M., Press, W. H., & Turner, E. L. 1992, *ARA&A*, 30, 499
 Cattaneo, A., Haehnelt, M. G., & Rees, M. J. 1999, *MNRAS*, 308, 77
 Cavaliere, A., & Vittorini, V. 2000, 543, 599
 Colbert, E. J. M., & Mushotzky, R. F. 1999, *ApJ*, 519, 89
 Cole, S., Lacey, C. G., Baugh, C. M., & Frenk, C. S. 2000, *MNRAS*, 319, 168
 Colpi, M., Mayer, L., & Governato, F. 1999, *ApJ*, 525, 720
 Colpi, M., Possenti, A., & Gualandris, A. 2002, *ApJ*, 570, 85
 Eke, V. R., Cole, S., & Frenk, C. S. 1996, *MNRAS*, 282, 263
 Eke, V. R., Navarro, J. F., & Frenk, C. S. 1998, *ApJ*, 503, 569
 Faber, S. M., et al. 1997, *AJ*, 114, 1771
 Fan, X., et al. 2001a, *AJ*, 121, 54
 Fan, X., et al. 2001b, *AJ*, 122, 2833
 Ferrarese, L., & Merritt, D. 2000, *ApJ*, 539, L9
 Ferrarese, L. 2002, *ApJ*, submitted
 Fryer, C. L., Woosley, S. E., & Heger, A. 2001, *ApJ*, 550, 372
 Fuller, T. M., & Couchman, H. M. P. 2000, *ApJ*, 544, 6
 Gehardt, K., et al. 2000, *ApJ*, 543, L5
 Ghigna, S., Moore, B., Governato, F., Lake, G., Quinn, T., & Stadel, J. 1998, *MNRAS*, 300, 146
 Gould, A., & Rix, H. 2000, *ApJ*, 532, L29
 Gross, M. A. K., Somerville, R. S., Primack, J. R., Holtzman, J., & Klypin, A. 1998, *MNRAS*, 301, 81
 Jang-Condell, H., & Hemquist, L. 2001, *ApJ*, 548, 68
 Junkkarinen, V., Shields, G. A., Beaver, E. A., Burbidge, E. M., Cohen, R. D., Hamann, F., & Lyons, R. W. 2001, *ApJ*, 549, L155
 Kaaret, P., et al. 2001, *MNRAS*, 321, L29
 Kaumann, G., & Haehnelt, M. G. 2000, *MNRAS*, 311, 576
 Kochanek, C. S., Falco, E. E., & Muoz, J. A. 1999, *ApJ*, 510, 590
 Koopmans, L. V. E., & Treu, T. 2002, *ApJ*, submitted (astro-ph/0205281)
 Hamers, R. J., et al. 1994, *ApJ*, 435, 35
 Haehnelt, M. G., & Kaumann, G. 2000, *MNRAS*, 318, L35
 Hamann, Z., & Loeb, A. 2001, 552, 459
 Hawking, S. W., & Ellis, G. F. R. 1973, *The Large Scale Structure of Space-time*, (Cambridge: Cambridge University Press)
 Hemquist, L. 1992, *ApJ*, 400, 460
 Hills, J. G., & Fullerton, L. W. 1980, *AJ*, 85, 1281
 Hut, P., & Rees, M. J. 1992, *MNRAS*, 259, 27
 Lacey, C., & Cole, S. 1993, *MNRAS*, 262, 627
 Larson, R. B. 1998, *MNRAS*, 301, 569
 Madau, P., & Rees, M. J. 2001, *ApJ*, 551, L27 (MR)

- Magorrian, J., et al. 1998, *AJ*, 115, 2285
 Makishima, K., et al. 2000, *ApJ*, 535, 632
 Menou, K., Haiman, Z., & Narayanan, V. K. 2001, *ApJ*, 558, 535
 Merritt, D. 2000, *ASP Conf. 197, Dynamics of Galaxies: from the Early Universe to the Present*, eds. F. Combes, G. A. Mamon, V. Chandar, 221
 Merritt, D., & Ferrarese, L. 2001, *ApJ*, 547, 140
 Mihos, J. C., & Hernquist, L. 1994, *ApJ*, 425, 13
 Mihos, J. C., & Hernquist, L. 1996, *ApJ*, 464, 641
 Mikkola, S., & Valtonen, M. J. 1992, *MNRAS*, 259, 115
 Milosavljevic, M., & Merritt, D. 2001, *ApJ*, 563, 34
 Mortlock, D. J., Webster, R. L., & Francis, P. J. 1999, *MNRAS*, 309, 836
 Nakanura, T. T., & Suto, Y. 1997, *PTPh*, 97, 49
 Peters, P. C. 1964, *PhRvB*, 136, 1224
 Omukai, K., & Nishi, R. 1998, *ApJ*, 508, 141
 Quinn, G. D. 1996, *NewA*, 1, 35
 Quinn, G. D., & Hernquist, L. 1997, *NewA*, 2, 533
 Richstone, D., et al. 1998, *Nature*, 395, 14
 Ripamonti, E., Haardt, F., Ferrara, A., & Coppi, M. 2002, *MNRAS*, 334, 401
 Sheth, R. K., & Toomre, G. 1999, *MNRAS*, 308, 119
 Silk, J., & Rees, M. J. 1998, *A&A*, 331, L1
 Somerville, R. S., & Kolatt, T. S. 1999, *MNRAS*, 305, 1
 Somerville, R. S., Lemson, G., Kolatt, T. S., & Dekel, A. 2000, *MNRAS*, 316, 479
 Somerville, R. S., Primack, J. R., & Faber, S. M. 2001, *MNRAS*, 320, 504
 Sugiyama, N. 1995, *ApJS*, 100, 281
 Toomre, G. 1997, *MNRAS*, 290, 411
 Tremaine, S., et al. 2002, preprint (astro-ph/0203468)
 van den Bosch, F. C., Lewis, G. F., Lake, G., & Stadel, J. 1999, *ApJ*, 515, 50
 Yu, Q. 2002, *MNRAS*, 331, 935
 Yu, Q., & Tremaine, S. 2002, *MNRAS*, in press