

# ULTRAVIOLET IMAGES OF SEYFERT GALAXIES FROM THE OPTICAL MONITOR ON XMM-NEWTON

A.J. Blustin<sup>1</sup>, G. Branduardi-Raymont<sup>1</sup>, A. Breeveld<sup>1</sup>, A. Brinkman<sup>2</sup>, and S. Kahn<sup>3</sup>

<sup>1</sup>MSSL, University College London, Holmbury St. Mary, Dorking, Surrey RH5 6NT, England

<sup>2</sup>SRON, Sorbonnelaan 2, 3584 CA Utrecht, Netherlands

<sup>3</sup>Columbia University, New York, NY 10027, USA

## ABSTRACT

The Optical Monitor telescope (Mason et al. 2001) on XMM-Newton provides an exciting multi-wavelength dimension to observations of Active Galactic Nuclei. Here we present ultraviolet images, taken with the OM UVW2 filter (140-270 nm), of various Seyfert galaxies, some of which have never been observed in this waveband before. The images show UV emission from both the active nucleus and the host galaxy. The distribution of UV emission in the galaxy shows where star formation is occurring, thus giving us clues as to the evolution of the host galaxy and perhaps its relationship to the Seyfert Nucleus.

Key words: Missions: XMM-Newton – galaxies: active – galaxies: individual (Markarian 766, MCG -6-30-15, NGC 7314, NGC 7313, NGC 3783, NGC 7469, IC 5283) – galaxies: Seyfert – galaxies: starburst – ultraviolet: galaxies – galaxies: evolution – stars: formation

## 1. NGC 7314 AND NGC 7313

The UV image of NGC 7314 (Figure 1; top left), a Seyfert 1.9 galaxy at  $z=0.00474$ , shows that its active nucleus is far less bright in UV than the spiral arms, where the UV emission mostly coincides with the locations of HII regions (and optical emission) in the galaxy. The Seyfert nucleus sits in a mostly UV-dark region at the centre of the galaxy. Overall, the spiral arms are observed to extend about  $1'$  horizontally (as seen here) and  $2.7'$  vertically. We also see in this image the spiral galaxy NGC 7313 ( $z=0.01915$ ), bottom right,  $4.3'$  away from the nucleus of NGC 7314. The bright object at the top right is a Galactic star.

## 2. NGC 3783

Figure 2, the first ever image to be taken of NGC 3783 ( $z=0.00973$ ) in this waveband, shows UV emission from the Seyfert 1 nucleus and from the spiral arms of the galaxy which are  $30''$  in diameter. There is clearly discernable structure in the UV, presumably tracing the location of star formation. Although the spiral arms are visible, the bar of the galaxy (seen in optical images running approximately north to south) is not strongly present, indicating

that star formation is much less important in the bar than it is in the arms, or that it is obscured by dust.

## 3. NGC 7469 AND IC 5283

This image (Figure 3) shows UV emission from the active nucleus of NGC 7469 ( $z=0.016317$ ; bottom right), and also from its inner spiral arms. These extend up to about  $15''$  from the nucleus, and fainter arms can be observed further out at about  $30''$ . We also see (top left) UV emission from the interacting companion galaxy IC 5283 ( $z=0.016024$ ),  $1.3'$  away. Some of the non-AGN emission from NGC 7469 is probably due to reflection of - or ionisation by - the radiation from the nucleus itself, and some of it undoubtedly traces the location of star formation activity; this galaxy is well-known as both the host of a Seyfert 1 nucleus and a starburst. The knots in the outer spiral arms seem to coincide with HII regions.

## 4. MARKARIAN 766 AND MCG-6-30-15


Markarian 766 (Figure 4;  $z=0.012929$ , image approx.  $38''$  square) and MCG -6-30-15 (Figure 5;  $z=0.007749$ , image approx.  $25''$  square), both Narrow Line Seyfert 1s, show far less extended UV emission from their host galaxies than the other objects described here, although Markarian 766 does exhibit UV emission from its spiral arms, about  $10''$  across.

## ACKNOWLEDGEMENTS

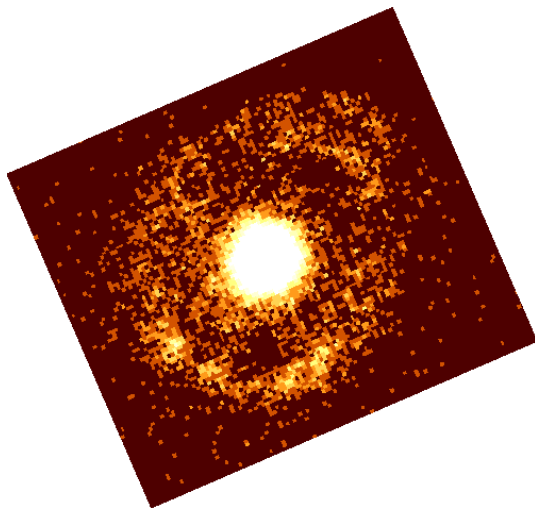
This work is based on observations obtained with XMM-Newton, an ESA science mission with instruments and contributions directly funded by ESA Member States and the USA (NASA).

## REFERENCES


Mason, K.O. et al. 2001, A&A 365, L36-L44




*Figure 1. UV image of NGC 7314 (top left) and NGC 7313 (bottom right); image rotated so that North is upwards and East is to the left (all the images in this paper are oriented the same way), image size approx.  $6' \times 5'$ . The angular resolution of the image is  $1''$ , except for the central  $2'$  of NGC 7314 which is at  $0.5''$  resolution*




*Figure 2. UV image of NGC 3783; image size approx.  $50'' \times 40''$ , angular resolution  $0.5''$*



*Figure 3. UV image of NGC 7469 (bottom right) and IC 5283 (top left); image size approx.  $140'' \times 110''$ . Note that NGC 7469 is within a higher resolution imaging window (with  $0.5''$  imaging pixels), whereas IC 5283 is imaged at  $1''$  angular resolution*



*Figure 4. UV image of Markarian 766; image approx.  $38''$  square, angular resolution  $0.5''$*



*Figure 5. UV image of MCG -6-30-15; image approx  $25''$  square, angular resolution  $0.5''$*