

Abstract. Using the oscillation frequencies of α Cen A recently discovered by Bouchy & Carrier (2001, 2002), the available astrometric, photometric and spectroscopic data, we tried to improve the calibration of the visual binary system α Cen. With the revisited masses of Pourbaix et al. (2002) we do not succeed to obtain a solution satisfying all the seismic observational constraints. Relaxing the constraints on the masses, we have found an age $t_{\alpha \text{ Cen}} = 4\,850 \pm 500 \text{ Myr}$, an initial helium mass fraction $Y_i = 0.300 \pm 0.008$, and an initial metallicity $(Z/X)_i = 0.0459 \pm 0.0019$, with $M_A = 1.100 \pm 0.006 M_\odot$ and $M_B = 0.907 \pm 0.006 M_\odot$ for α Cen A & B.

Key words: Stars: binaries: visual - Stars: evolution - Stars: oscillation - Stars: fundamental parameters - Stars: individual: α Cen

Asteroseismology and calibration of α Cen binary system

F. Thévenin¹, J. Provost¹, P. Morel¹, G. Berthomieu¹, F. Bouchy², and F. Carrier²

¹ Département Cassini, UMR CNRS 6529, Observatoire de la Côte d’Azur, BP 4229, 06304 Nice CEDEX 4, France.

² Observatoire de Genève, 51, chemin des Maillettes, 1290 Sauverny, Switzerland

Received date / Accepted date

1. Introduction

Over the last decade, many efforts to derive accurate fundamental parameters of the double star α Cen A & B (HD128620/1) and to predict asteroseismic frequencies have been carried on (e.g. Guenther & Demarque 2000; Morel et al. 2000 and references therein). For α Cen A, the first frequency measurements done by Bouchy & Carrier (2001) exhibit discrepancies with the past predicted frequencies of the calibrated system. The comparison of published theoretical frequencies (Morel et al. 2000) with those deduced from the observations suggests that the discrepancies come from the adopted value for the mass of α Cen A. Recently, taking into account the gravitational red-shift and the convective blue-shift, Pourbaix et al. (2002) have revisited their previous analysis of astrometric and spectroscopic data. As a result, the masses of stars α Cen A & B deviate significantly from their previous determination by more than 2σ ; new mass values: $M_A = 1.105 \pm 0.007 M_\odot$ and $M_B = 0.934 \pm 0.006 M_\odot$ are lower than their old ones. In this letter we present attempts to calibrate the binary system taking into account all these new observational constraints.

2. New constraints on the α Cen binary

2.1. Luminosities.

For both components we consider the effective temperatures T_{eff} and metallicities derived in our previous work (Morel et al. 2000). We derive the luminosities from the accurate Geneva photometry (Burki et al. 2002). The magnitudes $V_A = -0.003 \pm 0.004$ and $V_B = 1.332 \pm 0.005$ are combined with the new value of the parallax $\varpi = 747.1 \pm 1.2 \text{ mas}$ (Pourbaix et al. 2002) to derive the luminosities L_A and L_B . The bolometric corrections used are from Flower’s (1996). Lejeune et al. (1998) and Bessell et al. (1998) bolometric corrections have been tried in order to estimate the uncertainty on the derived luminosities. Both range the luminosity values derived from Flower’s

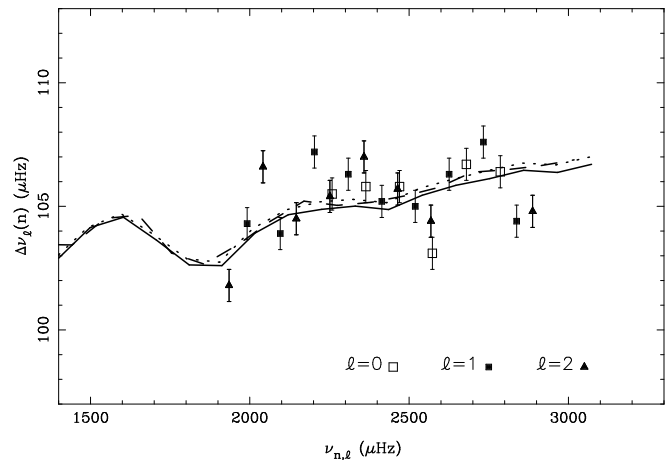


Fig. 1. Large frequency spacing as a function of the frequency. Symbols indicate the Bouchy & Carrier (2002) observed values with their error bars. Continuous lines correspond to the model with $M_A = 1.100 M_\odot$. Full, dashed and dotted lines correspond respectively to modes $\ell=0$, 1 and 2.

calibration leading us to adopt these last one with an uncertainty of 0.018 and 0.016 (solar unit) respectively for L_A and L_B as reported in Table 1.

2.2. P-modes oscillations discovered.

Recently solar-like p -mode oscillations in α Cen A have been detected by Bouchy & Carrier (2001) with CORALIE fiber-fed spectrograph. With a longer time serie of observations Bouchy & Carrier (2002) have identified 28 oscillation frequencies $\nu_{n,\ell}$ in the power spectrum of the velocity power spectrum, with degrees $\ell = 0, 1, 2$ and radial orders n from 15 to 25. The values of the frequencies depend strongly on the surface properties of the star poorly described by the models. In seismological analysis one rather uses to characterize the set of oscillation frequency three frequency spacings, one “large” and two “small”, that are less surface dependent. The large frequency spacing, difference between frequencies of modes with consecutive radial order n : $\Delta\nu_\ell(n) \equiv \nu_{n,\ell} - \nu_{n-1,\ell}$. In the high frequency

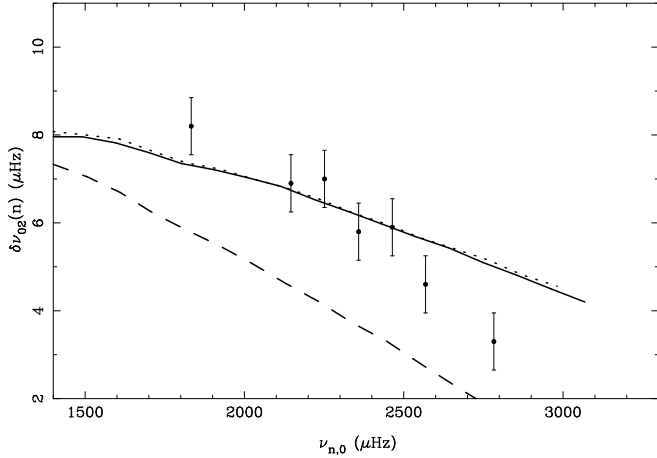


Fig. 2. Small frequency spacing $\delta\nu_{0,2}$ as a function of the frequency. Symbols indicate the observed values with their error bars. Full, dashed and dotted lines correspond respectively to models with $M_A = 1.100 M_\odot$, $M_A = 1.105 M_\odot$ (mass of Pourbaix et al. 2002) and $M_A = 1.114 M_\odot$ (without convective core).

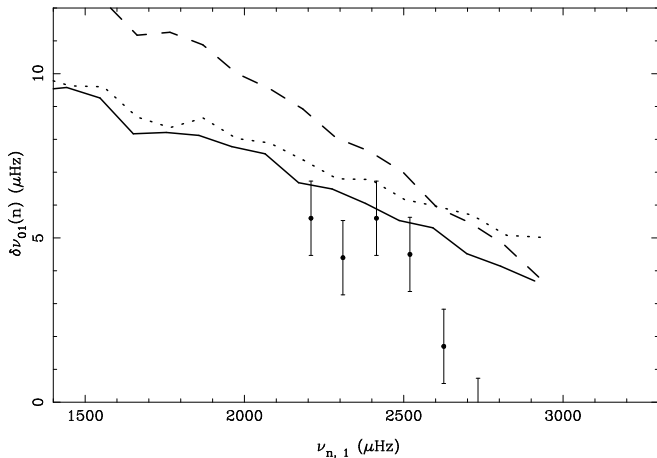


Fig. 3. Same as Fig. 2 for small frequency spacing $\delta\nu_{0,1}$.

range, i.e. large radial orders, $\Delta\nu_\ell$ is almost constant with a mean value Δ_0 , strongly related to the mean density of the star. The small separation, difference between frequencies of modes with degree of same parity and with consecutive radial order: $\delta\nu_{0,2}(n) \equiv \nu_{n,0} - \nu_{n-1,2}$ is very sensitive to the core of the star, i.e. to its age. Another small spacing sensitive to the core is obtained by combining modes of degrees $\ell=0$ and 1: $\delta\nu_{0,1}(n) \equiv \nu_{n+1,0} + \nu_{n,0} - 2\nu_{n,1}$. Figure 1 shows the observed large spacing of α Cen A as a function of the frequency. Error bars of $\pm 0.65 \mu\text{Hz}$ have been determined considering the frequency resolution of the time series. The dispersion of the observed points according to the mode degree is larger than the error bars. As discussed in Bouchy & Carrier (2002), it may be due partly to a possible systematic error of $\pm 1.3 \mu\text{Hz}$ introduced at some identified mode frequencies, especially above 2.5

mHz, by aliases and/or rotational splitting. Figures 2 & 3 show the small spacings $\delta\nu_{0,2}$ and $\delta\nu_{0,1}$ as a function of the frequency.

3. New evolutionary models

This work is an extension of Morel et al. (2000), taking into account the additional seismic constraints. It consists in computing evolved models of α Cen A & B until they reach together at the same age, the measured luminosity, effective temperature and metallicity. The free parameters are the age $t_{\alpha \text{ Cen}}$, the initial helium content Y_i and metallicity $(Z/X)_i$ and the mixing-length parameters λ_A , λ_B . We assume that $\lambda_A \equiv \lambda_B \equiv \lambda$ because both stars have similar masses and chemical abundances. The relaxation of this constraint gives similar results as emphasized in the discussion of Morel et al. (2000). All models have been computed with the CESAM code (Morel 1997) – see Morel et al. (2000) for details. Models are initialized at the homogeneous ZAMS, using the Canuto & Mazitelli (1991, 1992) convection theory.

In a first step the new Pourbaix et al. (2002) masses are used as observable constraints and without the seismic constraints. The solution obtained by a χ^2 fitting gives $t_{\alpha \text{ Cen}} = 8600 \text{ Myr}$, $Y_i = 0.256$, $(Z/X)_i = 0.0459$ and $\lambda = 1.3$. This solution does not fulfill all available seismic constraints for α Cen A. The large spacing is well fitted by this solution leading to estimates of the mean density and, at fixed mass, to a radius $R_A \approx 1.23 R_\odot$. On the contrary, the small frequency spacings (Fig. 2 & 3) of this model deviate significantly from the observations, leading us to reject this solution; $\delta\nu_{0,2}$ is too small, therefore the age is too large (Morel et al. 2000). Moreover, an age of $t_{\alpha \text{ Cen}} = 8600 \text{ Myr}$ is difficult to accept for a star having a metallicity larger than solar. Note also that the derived mixing length parameter, $\lambda = 1.3$, is rather large for the convection theory of Canuto & Mazitelli (1991, 1992) predicting values closer to unity.

Thus, in a second step, we take into account the additional constraints given by observed small frequency spacings and we consider the masses of the two stars as free parameters and no longer as observational constraints. Our best solution comes up with $t_{\alpha \text{ Cen}} = 4850 \text{ Myr}$, $M_A = 1.100 M_\odot$, $M_B = 0.907 M_\odot$, $Y_i = 0.300$, $(Z/X)_i = 0.0459$ and $\lambda = 0.98$. The sum of masses and the fractional mass we derive are compatible with the astrometrical values of Heintz (1958, 1982), Kamper & Wesselink (1978) and with the values adopted in the calibration of Guenther & Demarque (2000). Figure 1, 2 and 3 respectively show the large and small frequency spacings. We are aware that the two observed small spacings above 2.5 mHz are considered as less reliable as discussed previously. Table 1 gives characteristics of the corresponding models of α Cen A & B. The confidence limits of each calibration parameter, the other being fixed, correspond to the maximum and minimum values it can reach, in order that the generated

Table 1. Characteristics of α Cen A & B models. The first four rows recall the observed and used effective temperatures in K, metallicities, luminosities and mean large spacing Δ_0 (in μ Hz). Symbols are defined in text. The five next rows present the deduced calibration parameters and the next ones show some characteristics of the model. At center, T_c , ρ_c , X_c , Y_c are respectively the temperature (in MK), the density (in g cm^{-3}), the hydrogen and the helium mass fractions. Indexes s, c, i, cz and co correspond respectively to observed surface values, center values, initial values and convective envelope and core. R, T and ρ are respectively the radius, the temperature and the density.

	α Cen A	α Cen B
T_{eff}	5790 ± 30 K	5260 ± 50 K
[Fe/H]	0.20 ± 0.02	0.23 ± 0.03
L/L_{\odot}	1.519 ± 0.018	0.5002 ± 0.016
Δ_0	105.5 ± 0.5	
<hr/>		
$t_{\alpha \text{ Cen}}$ (Myr)	4850 ± 500	
Y_i	0.300 ± 0.008	
$(Z/X)_i$	0.0459 ± 0.0019	
λ	0.98 ± 0.04	
M/M_{\odot}	1.100 ± 0.006	0.907 ± 0.006
<hr/>		
R/R_{\odot}	1.230	0.857
X_s	0.715	0.694
Y_s	0.258	0.277
$(Z/X)_s$	0.0384	0.0417
[Fe/H] _s	0.195	0.231
<hr/>		
R_{cz}/R_{\star}	0.725	0.679
T_{cz}	1.893	2.802
R_{co}/R_{\star}	0.052	
<hr/>		
T_c	19.00	13.89
ρ_c	177.1	117.1
X_c	0.182	0.428
Y_c	0.785	0.539

models fit the observable targets within their error bars. Figure 4 presents evolutionary tracks of two stars in the HR diagram. Table 2 presents their p -mode frequencies in order to predict large and small spacings for future observations.

At the age $t_{\alpha \text{ Cen}} = 4850$ Myr the model of α Cen A presents a convective core with still burning hydrogen. As emphasized by Guenther & Demarque (2000) two kinds of model, with and without convective core, can satisfy the HR diagram constraints. Indeed we have also found models of α Cen A without convective core satisfying the seismic constraints for $\Delta\nu_{\ell}$ and $\delta\nu_{0,2}$ but they are ruled out

by the $\delta\nu_{0,1}$ constraint. As an example we have plotted in Fig. 2 & 3 the small spacings for models $M_A = 1.114 M_{\odot}$, $M_B = 0.923 M_{\odot}$, corresponding to $t_{\alpha \text{ Cen}} = 5170$ Myr and $Y_i = 0.285$. According to Guenther & Demarque (2000) models with and without convective core can be discriminated by the so-called mode-bumped spacing; our work shows that the small spacing $\delta\nu_{0,1}$ can be also successfully used for this purpose.

4. Discussion and conclusion

Within the validity of the physics we use, our classical calibration of the binary system α Cen A & B using astrometric, photometric spectroscopic constraints with the dynamical masses of Pourbaix et al. (2002) does not fully satisfy the seismic constraints derived from the observations of Bouchy & Carrier (2002). Relaxing the constraint on the masses we obtain a solution that agrees with the seismic observations. The derived masses are close to those retained by Guenther & Demarque (2000). For α Cen B the difference, with respect to Pourbaix et al. (2002) dynamical mass determination, could indicate the presence of an unseen companion, a Jupiter like planet or a brown dwarf, although its mass will be larger than the upper limit given by Endl et al. (2001). However, it must be kept in mind that the masses we obtained are stellar model dependent contrary to the astrometric masses which are mainly based on the assumption of a purely Keplerian two-body problem. Thus, the detection of oscillations of α Cen B are needed to better constrain its mass. For this purpose Table 2 gives a set of expected frequencies of this star corresponding to a mean large spacing around $\Delta_0 = 162 \mu\text{Hz}$. In addition, more accurate seismic observations of α Cen A are requested to decrease the dispersion of the large spacing values and improve the small spacings.

Hopefully ground based experiments with CORALIE and HARPS fiber-fed spectrograph (Bouchy & Carrier 2002) and the antarctic project CONCORDIASTRO (Fossat et al. 2000), and future space missions like EDINGTON (Roxburgh 2002) will provide accurate frequencies for both components of our neighbour binary system.

Acknowledgements. We would like to express our thanks to the referee Dr. Pourbaix, for helpful advices. This research has made use of the Simbad data base, operated at CDS, Strasbourg, France and of the WDS data base operating at USNO, Washington, DC USA. It has been performed using the computing facilities provided by the OCA program “Simulations Interactives et Visualisation en Astronomie et Mécanique (SIVAM)”. This work was in part financially supported by the Swiss National Science Foundation.

References

- Bessell M.S., Castelli F., Plez B., 1998, A&A 333, 231
- Bouchy F., Carrier F. 2001, A&A 374, L5
- Bouchy F., Carrier F. 2002, A&A, in press, astro/0206051

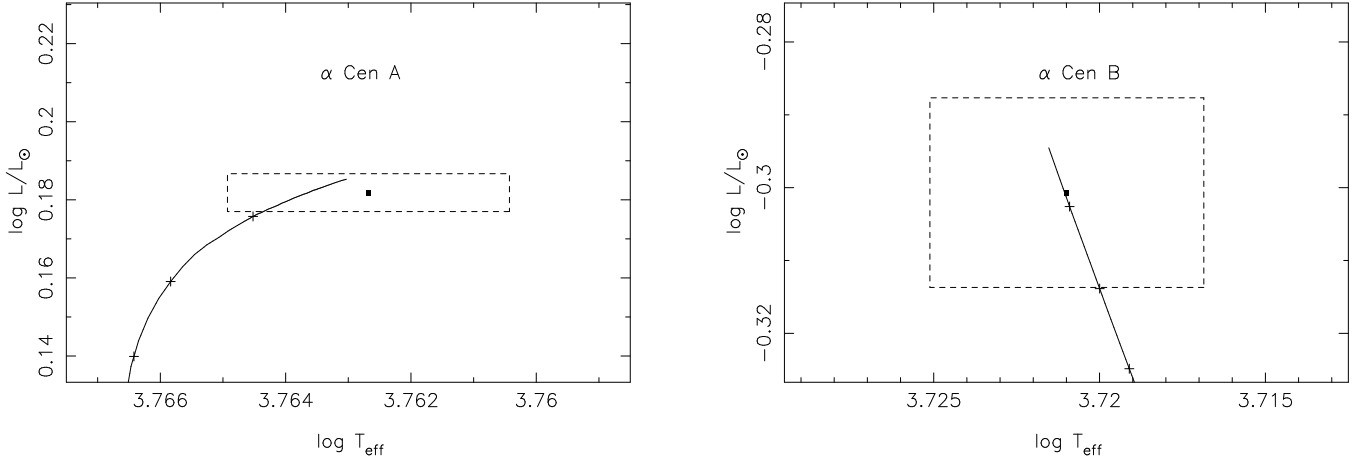


Fig. 4. Evolutionary tracks in the H-R diagram of models α Cen A & B. Dashed rectangles delimit the uncertainty domains. The “+” denote a path of 500 Myr age.

Table 2. Low degree p -mode frequencies (in μ Hz) for our calibrated models of α Cen A & B.

α Cen A				α Cen B		
n	$\ell = 0$	$\ell = 1$	$\ell = 2$	$\ell = 0$	$\ell = 1$	$\ell = 2$
7	860.3	910.9	962.5	1340.7	1421.6	1497.7
8	971.1	1020.9	1072.1	1514.7	1595.5	1671.5
9	1080.5	1129.6	1179.5	1688.2	1767.1	1841.8
10	1187.6	1235.2	1284.0	1858.1	1936.2	2008.9
11	1292.0	1338.7	1386.9	2024.4	2101.1	2173.6
12	1394.8	1442.1	1491.0	2188.6	2264.7	2337.0
13	1499.0	1546.6	1595.7	2351.7	2428.7	2501.2
14	1603.5	1651.3	1699.6	2515.4	2592.3	2665.1
15	1707.2	1754.4	1802.4	2678.8	2755.1	2827.2
16	1809.8	1857.0	1905.2	2840.3	2916.6	2988.4
17	1912.4	1960.5	2009.3	3001.0	3076.9	3149.3
18	2016.3	2064.9	2114.1	3161.6	3237.9	3310.6
19	2121.0	2170.1	2219.3	3322.5	3399.6	3472.8
20	2225.9	2275.1	2324.6	3484.4	3561.4	3635.1
21	2330.9	2380.3	2429.8	3646.4	3723.6	3797.4
22	2435.7	2485.7	2535.5	3808.2	3885.8	3960.0
23	2541.2	2591.5	2641.6	3970.6	4048.3	4124.0
24	2647.0	2697.8	2748.1	4133.2	4211.4	4286.4
25	2753.2	2804.3	2854.8	4296.4	4374.9	4450.4
26	2859.6	2911.0	2961.5	4460.1	4538.7	4614.5
27	2966.0	3017.9	3068.5	4624.0	4703.0	4779.0
28	3072.7	3124.7	3175.6	4788.2	4867.4	4943.9

Bouchy F., Carrier F. 2002, In: Stellar structure and habitable planets finding, the first EDDINGTON workshop, F. Favata, I.W. Roxburgh and D. Galadi (eds.), Doppler ground based search for solar like oscillations with Coralie and Harps, ESA SP-485, 253

Burki et al., 2002, <http://obswww.unige.ch/gcpd/ph13.html>

Canuto V.M., Mazitelli I., 1991, ApJ 370, 295

Canuto V.M., Mazitelli I., 1992, ApJ 389, 729

Endl M., Küster M., Els S., Hatzes A.P., Cochran W.D., 2001, A&A 374, 675

Flower Ph., 1996, ApJ 469, 355

Fossat E., Grec G., Vernin J., 2000, WEb site <http://www.obs-nice.fr/concordiaastro>

Guenther D.B., Demarque P., 2000, ApJ 531, 503

Heintz W., 1958, Veröff, Münch 5, 100

Heintz W., 1982, Observatory 102, 42

Kamper K.W., Wesselink A.J., 1978, AJ 83, 1653

Lejeune Th., Cusenier F., Buser R., 1998, A&A 130, 65

Morel P., 1997, A&AS 124, 597

Morel P., Provost J., Lebreton Y., Thévenin F., Berthomieu G., 2000, A&A 363, 675

Pourbaix D., Neuforge-Verheecke C., Noels A., 1999, A&A 344, 172

Pourbaix D., Nidever D., McCarthy C., et al., 2002, A&A 386, 280

Roxburgh I.W., 2002, In: Stellar structure and habitable planets finding, the first EDDINGTON workshop, F. Favata, I.W. Roxburgh and D. Galadi (eds.) The tools of asteroseismology. ESA SP-485, 75