

****TITLE****

*ASP Conference Series, Vol. **VOLUME**, **YEAR OF PUBLICATION***

****NAMES OF EDITORS****

Protoplanetary disk in V645 Cyg as seen with H₂O and methanol masers.

I.E. Val'ts

Astro Space Center, Profsovnaya st. 84/32, 117997 Moscow, Russia

V.I. Slysh

*Astro Space Center, Profsovnaya st. 84/32, 117997 Moscow, Russia;
Arecibo Observatory, HC 3 Box 53995, Arecibo PR 00612, USA*

M.A. Voronkov

Astro Space Center, Profsovnaya st. 84/32, 117997 Moscow, Russia

V. Migenes

*University of Guanajuato, Department of Astronomy, Apdo Postal 144,
Guanajuato, CP36000, GTO, Mexico*

Abstract. Radio images of maser spots in the infrared source GL2789, connected with the young stellar object V645 Cyg, have been obtained as a result of the radio interferometric observations of H₂O maser at 22 GHz and methanol maser at 6.7 GHz, with the VLBI arrays VLBA and EVN. It was shown that the position of the masers coincide with the optical object within 0".2. The maser spots are located along the line North-South, and their position and radial velocity can be described by a model of the Keplerian disk with a maximum radius of 40 AU for H₂O maser and 800 AU for methanol maser. The H₂O and methanol maser spots have not been resolved, and lower limits of the brightness temperature is 2×10^{13} K and 1.4×10^9 K, respectively. A model of the maser was suggested in which the maser emission is generated in extended water and methanol envelopes of icy planets orbiting the young star.

1. Introduction

GL2789 is an infrared source coinciding with the optical reflection nebula and star-like object V645 Cyg (Cohen 1977). On the optical image there is a star-like condensation N0 and several filamentary nebulae, the brightest of them named N1. Cohen (1977) proposed that this object is connected with a young O7 star, at the distance 6 kpc (3.5 kpc - in Gudrich 1986) with a mass $10M_{\odot}$. V645Cyg is located at the center of molecular cloud emitting in CO and NH₃ molecular lines (bipolar outflow in CO: Schulz et al. 1989, Torrelles et al. 1987), and at the center of thermal continuum radio source of the size 7" (Skinner et al. 1993). Lada et al. (1981) has found H₂O maser at two velocities -48.9 km s^{-1} and -44.5

km s^{-1} , coinciding in position with the optical object V645Cyg within $0''.2$. 13 years later Tofani et al. (1995) has observed this maser with the VLA at the velocities -43.3 km s^{-1} and -41.0 km s^{-1} at the same position. OH maser emission at the frequency 1665 MHz was found by Morris and Kazes (1982) in the interval of the radial velocities from -45 km s^{-1} to -41.6 km s^{-1} . Slysh et al. (1999) found a methanol maser at 6.7 GHz in the transition $5_1 - 6_0 \text{ A}^+$ in the interval of velocities from -43.5 km s^{-1} to -40.5 km s^{-1} . Since maser emission is associated with early stages of stellar evolution, V645 Cyg must be a protostar or very young star. Study of the fine structure of maser sources, connected with V645 Cyg, could help to understand a mechanism of the interaction between young star or protostar and surrounding matter. In this presentation we give results of the VLBI study of H_2O and methanol masers with high (milliarcsec) angular resolution.

2. Observations

The H_2O observations were made on June 6, 1996 as part of a 24-hour VLBA survey of potential VSOP targets of continuum sources at 5 GHz and H_2O maser targets (Migenes et al. 1999). The source GL2789 was observed at 22.235 GHz for 5 minutes and the polarization was left-hand circular. The data reduction was made using the AIPS software system and details are given by Migenes et al. (1999). The synthesized beam was $1.0 \times 0.3 \text{ mas}$, with the position angle $7''$. The bandwidth of 8 MHz was divided into 512 spectral channels, providing spectral resolution 15.6 kHz per channel or 0.21 km s^{-1} . The noise of the cleaned image corresponded to the weakest details of about 3 Jy beam^{-1} (3σ level).

Methanol observations were made in the transition $5_1 - 6_0 \text{ A}^+$ at the frequency 6.7 GHz with the EVN (European VLBI) in 1998 and 2000. 5 telescopes have taken part: Effelsberg 100m, Jodrell Bank 25m, Medicina 32m, Onsala 25m, Torun 32m. In 1998 GL2789 was observed during 4 10-minutes intervals, in 2000 during 3. The synthesized beam was $4.3 \times 8.2 \text{ mas}$. The bandwidth of 2 MHz was divided into 1024 spectral channels, providing spectral resolution 1.95 kHz per channel or 0.088 km s^{-1} . The noise of the cleaned image corresponded to the weakest details of about 3 Jy beam^{-1} (3σ). The post-processing was done in standard VLBA manner (Diamond 1995) in AIPS package: the amplitude calibration, fringe fitting, determination of absolute position and mapping of the maser spots.

Relative positions of H_2O and methanol maser spots were given in Table 1. Fig. 1 shows positions of H_2O maser spots relatively the reference feature at the velocity -51.8 km s^{-1} and spectra of both methanol and water vapor masers. The maps of methanol masers obtained for two epochs are shown in Fig. 2. The map of H_2O maser as well as the relative positions of methanol and H_2O masers are shown in Fig.3. Finally, Fig. 4. presents a velocity-position diagram for masers in both molecules and the sketch of proposed disk model explaining observed velocity and positional properties of these masers.

Table 1. Relative positions of H₂O and CH₃OH maser spots.

Feature	V_{LSR}	CH ₃ OH (1998)			CH ₃ OH (2000)		
		$\Delta\alpha\cos\delta$	$\Delta\delta$	Flux density	$\Delta\alpha\cos\delta$	$\Delta\delta$	Flux density
	km s ⁻¹	mas	mas	Jy	mas	mas	Jy
A	-43.4	76.0	-45.1	2.0	77.7	-45.4	2.5
B	-42.5	85.0	-65.0	2.5	83.5	-64.4	1.2
B ₁ *	-42.8	83.7	-63.2	1.0	82.8	-64.7	0.9
C	-40.8	82.9	-134.2	2.0	82.8	-134.5	1.7
D	-40.4	94.2	-143.2	2.2	94.1	-143.3	3.0
H ₂ O (1996)							
	-54.3	0.40	0.22	4.7			
	-51.8	0.03	0.00	36.0			
	-50.5	-3.76	-4.16	1.8			
	-49.5	-0.27	-0.04	10.0			
	-48.2	-0.80	-0.06	0.6			
	-41.6	0.38	8.10	6.6			
	-41.0	0.40	8.04	6.4			
	-39.0	0.45	7.71	7.3			

* – the feature corresponds to wings of the line at -42.5 km s⁻¹.

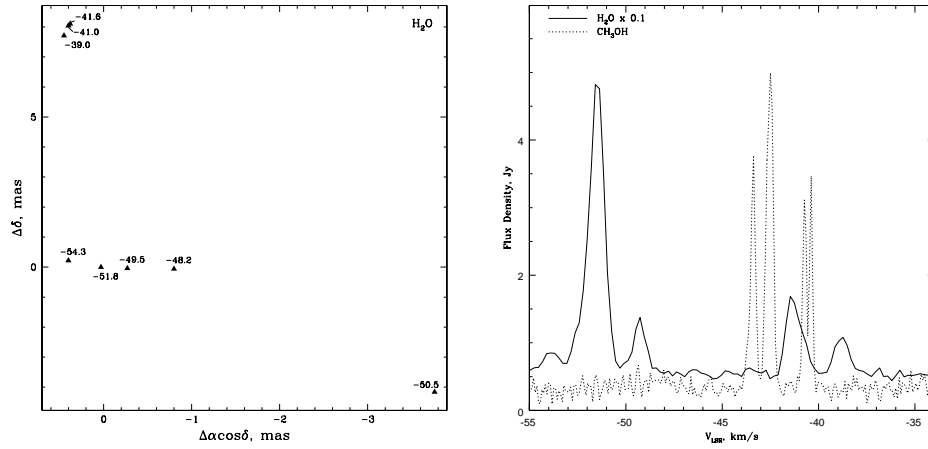


Figure 1. Positions of the H₂O maser spots relatively the reference feature at the velocity -51.8 km s⁻¹ (Left). Spectra of H₂O (solid line) and CH₃OH (dashed line) masers (Right).

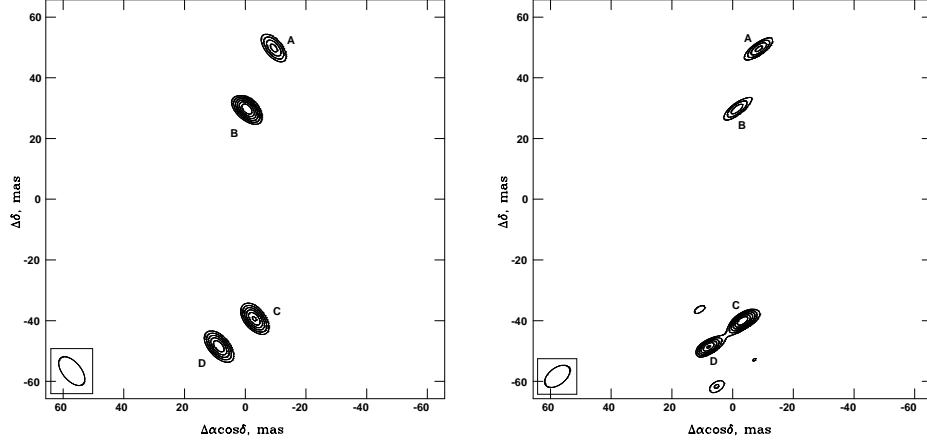


Figure 2. Map of methanol maser. Left figure is observations of 1998, contours are $0.22 \times (4, 5, 6, 7, 8, 9)$ Jy/beam. Right figure is observations of 2000, contours are $0.35 \times (4, 5, 6, 7, 8, 9)$ Jy/beam. A, B, C, D – components at velocities -43.4 , -42.5 , -40.7 and -40.4 km s $^{-1}$, respectively.

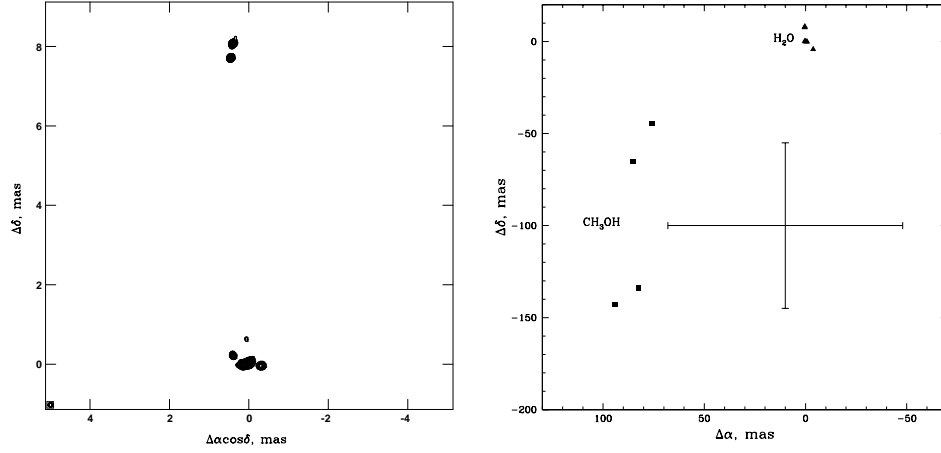


Figure 3. The left figure is the map of the H₂O maser. The brightness of every point is a maximum from the brightnesses in the maps in every spectral channels at every definite point. The right figure shows relative position of methanol and H₂O maser spots. Positional uncertainty between H₂O and methanol masers is indicated by cross bars.

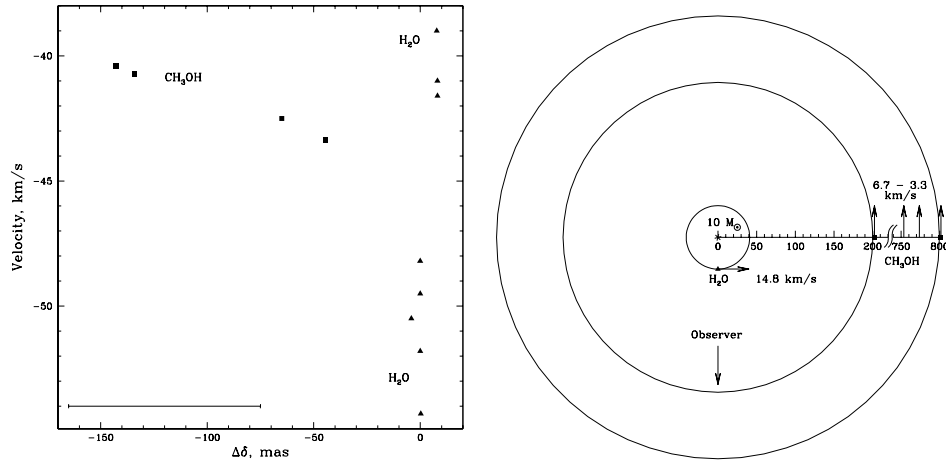


Figure 4. The left figure is a declination – velocity diagram for the maser spots in the direction North-South. In the left lower corner the uncertainty of the relative position of H_2O and methanol masers is shown. The right figure is a sketch of the disk in GL2789. Numbers: distance from the star in a.u.; arrows: direction and value of the orbital velocity of H_2O and methanol masers.

3. Discussion and conclusion

Linear structure of H_2O and methanol masers can be modeled by the disk rotating around a central protostar N0. If the mass of central young star (or protostar) is $10 M_\odot$ and the distance is 6 kpc, H_2O maser components are located at the distance 40 AU from the star, and methanol maser components – at the distance (200 – 800) AU. Physical objects responsible for the maser emission could be solid bodies with ice covered surfaces. The sublimation of ice composed of mixture of water and methanol, as in mantles of interstellar dust particles and comets (Dartois et al. 1999, Shutte et al. 1996), could be a source of gaseous methanol and OH (from H_2O dissociation) in a shell around the solid bodies. The OH and methanol masers are generated in these shells. The proposed planets are rather similar to Edgeworth-Kuiper belt objects in the solar system (Slysh et al. 1999). So far as the thermal emission from the proposed planets would be strongly masked by the emission from hot dust in the compact HII region, it seems that, at present, there is no other means of detecting very distant planetary bodies except by their maser emission.

References

- Cohen, M. 1977, ApJ, 215, 533
- Goodrich, R.W. 1986, ApJ, 311, 882
- Schulz, A., Black, J. H., Lada, C. J. et al. 1989, ApJ, 341, 288
- Torrelles, J. M., Anglada, G., Rodríguez, L. F., Cantò, L. F., & Barral, J. F. 1987, A&A, 177, 171

- Skinner, S. L., Brown, A., & Stewart, R. T. 1993, *ApJS*, 87, 217
- Lada, C. J., Blitz, L., Reid, M. J., & Moran, J. M. 1981, *ApJ*, 243, 769
- Tofani, G., Felli, M., Taylor, G. B., & Hunter, T. R. 1995, *A&AS*, 112, 299
- Morris, M., & Kazes, I. 1982, *A&A*, 111, 239
- Slysh, V. I., Val'tts, I. E., Kalenskii, S. V., Voronkov, M. A., Palagi, F., Tofani, G., & Catarzi, M. 1999, *A&AS*, 134, 115
- Migenes, V., Horiuchi, S., Slysh, V. I., Val'tts, I. E., Golubev, V. V., Edwards, P. G., Fomalont, E. B., Okayasu, R., Diamond, P. J., Umemoto, T., Shibata, K. M., & Inoue, M. 1999, *ApJS*, 123, 487
- Diamond, P. J. 1995, in *ASP Conf. Ser. Vol. 82, VLBI and VLBA*, ed. J. A. Zensus, P. J. Diamond & P. J. Napier, (San Francisco: ASP), 227
- Dartois, E., Shutte, W., Geballe, T. R., Demyk, K., Ehrenfreund, P., & d'Hendecourt, L. 1999, *A&A*, 342, L32
- Schutte, W. A., Tielens, A. G. G. M., Whittet, D. C., Boogert, A., Ehrenfreund, P., de Graauw, Th., Prusti, T., van Dishoeck, E.F., & Wesselius, P. 1996, *A&A*, 315, L333
- Slysh, V. I., Val'tts, I. E., Kalenskii, S. V., Larionov, G. M. 1999, *Astronomy Reports*, 43, 657