

The Extended Deep Minimum and the Subsequent Brightening of RX And in 1996–1997

Taichi KATO

Department of Astronomy, Kyoto University,
Sakyo-ku, Kyoto 606-8502

tkato@kusastro.kyoto-u.ac.jp

Daisaku NOGAMI

Hida Observatory, Kyoto University, Kamitakara,
Gifu 506-1314

nogami@kwasan.kyoto-u.ac.jp

and

Seiji MASUDA

Okayama Astrophysical Observatory, National As-
tronomical Observatory, Okayama 719-0232

Abstract

We discovered that RX And, one of prototypical Z Cam-type dwarf novae, underwent a deep, extended faint state in 1996–1997. Time-resolved photometry at the bottom of the fading revealed the presence of strong flickering, and the absence of detectable orbital modulation. This finding indicates that the mass-transfer remained even at the deepest minimum of the fading, contrary to what was observed in a deep minimum of a VY Scl-type star, MV Lyr. RX And subsequently underwent a brightening (outburst) during its recovery stage. The photometric and spectroscopic characteristics of the brightening significantly differed from those of ordinary outbursts of RX And, and are considered to resemble an inside-out type outburst of a long-period dwarf nova. An examination of historical visual observations revealed the possible presence of ~ 10 -yr periodicity, which is close to what has been proposed for MV Lyr. The common observed features between RX And and VY Scl-type stars may suggest a common underlying mechanism for producing temporary deep fadings. The departure from the disk instability model, as observed in VY Scl-type stars, was not apparent in the present fading of RX And. In conjunction with the recently published Hubble Space Telescope observation during the same fading, we can conclude that the phenomenological difference from the VY Scl-type fading is understood as a smaller effect of irradiation on the accretion disk in RX And.

KeyWords: accretion, accretion disks — stars: binaries: eclipsing — stars: dwarf novae — stars: novae, cataclysmic variables — stars: individual (RX Andromedae)

1 Introduction

RX And is one of the best-known Z Cam-type dwarf novae (cf. Warner (1995)), which show standstills in addition to usual dwarf nova-type outbursts (for a review of dwarf nova outbursts, see Osaki (1996)). Although the exact origin of Z Cam-type phenomenon is not perfectly understood, it has been proposed that the changing mass-transfer rate (\dot{M}) is most responsible for the dwarf nova–standstill alternations: the standstill is a state of an enhanced (\dot{M}), which thermally stabilizes the accretion disk (e.g. Meyer, Meyer-Hofmeister (1983)). Meyer, Meyer-Hofmeister (1983) proposed that a normal outburst below the critical surface density can trigger a standstill, which is maintained by an enhanced mass-transfer caused by irradiation from the brightened accretion disk and white dwarf. Subsequent model calculations by Lin et al. (1985) and King, Cannizzo (1998), however, did not well reproduce the observed properties of Z Cam-type stars. Honeycutt et al. (1998) presented an observational test, and reported that some Z Cam stars were indeed brighter in standstill than the mean brightness in the outbursting phase, suggesting higher mass-transfer rates during standstills.

More recently, Buat-Ménard et al. (2001) claimed that the basic features are reproduced by correctly taking the heating of the disk by the tidal torque and the mass-transfer stream impact into account. Buat-Ménard et al. (2001) also claimed that large variation of mass-transfer rates are not necessary to reproduce the Z Cam-type phenomenon. However, the resultant light curve by Buat-Ménard et al. (2001) is different from the observation in some respects. Kato (2001) argued that there is a striking departure from the theoretical prediction when a system enters a standstill.

Several types of cataclysmic variables (CVs) show temporary reductions of \dot{M} , the best-known cases being VY Scl-type stars and AM Her-type stars (polars) (Warner (1995); Greiner (1998)). Indeed, Warner, van Citters (1974) tried to explain the Z Cam-type and VY Scl-type phenomena in the same framework. However, observations suggest that there is a strong segregation of period distributions between Z Cam-type stars and VY Scl-type stars (Verbunt, 1997). Furthermore, past extensive studies on representative Z Cam-type stars (Honeycutt et al. (1998); Oppenheimer et al. (1998)), together with more theoretical discussion by Buat-Ménard et al. (2001), have shown little evidence for VY Scl-type strong temporary reduction of \dot{M} .

The nature of Z Cam-type phenomenon is thus still controversial; there still remain discrepancies between observations and theories. Even if we assume changing \dot{M} as a cause of Z Cam-type phenomenon, the exact origin of changing \dot{M} is still poorly understood, although star spots covering the L_1 point (Livio, Pringle, 1994) would be a promising interpretation for the VY Scl-type

phenomena.

RX And had been known as a relatively typical Z Cam-type dwarf nova, with outbursts-standstill alternations, until the discovery of an extremely deep fading (also called deep quiescence by some authors) in 1996 September.¹ The deep fading lasted until 1997 January.

2 Observation

2.1 Photometry

The time-resolved observations were acquired on three nights between 1996 November 15 and 19 (near the bottom of the fading), using a CCD camera (Thomson TH 7882, 576×384 pixels, on-chip 2×2 binning adopted) attached to the Cassegrain focus of the 60 cm reflector (focal length=4.8 m) at Ouda Station, Kyoto University (Ohtani et al., 1992). An interference filter was used which had been designed to reproduce the Johnson *V* band. The exposure time was 60 s. The frames were first corrected for standard de-biasing and flat fielding, and were then processed by a microcomputer-based aperture photometry package developed by one of the authors (TK). The magnitudes of the object was determined relative to GSC 2807.1483 ($V=11.86$, $B - V=+1.05$), whose constancy during the run was confirmed using GSC 2803.948. The magnitude of the comparison star is taken from Misselt (1996). Barycentric corrections to observed times were applied before the following analysis. We also obtained additional nightly snapshot photometry on 32 nights between 1996 September 10 and 1997 February 5.

Table 1 lists the log of observations, together with nightly averaged magnitudes.

2.2 Spectroscopy

We took a low-resolution spectrum with a 1.88-m telescope and the New Cassegrain Spectrograph equipped with a 150 grooves mm^{-1} at Okayama Astrophysical Observatory (OAO, a branch of the National Astronomical Observatory, an inter-university research institute operated by the Ministry of Education, Science, Sports and Culture of Japan) on 1997 February 5. The detector was a CI502AB CCD (512×512 pixels). The spectral coverage was 4600–7100 Å, and the wavelength resolution was 5.9 Å pix^{-1} . The exposure started at BJD 2450484.9111, and the exposure time was 600 s.

The reduction was done using the Spectronebulagraph reduction system (SNGRED) developed mainly by M. Yoshida at OAO on IRAF package². The aver-

Table 1: Nightly averaged magnitudes of RX And

	Date		Start*	End*	mean [†]	err [‡]	N [§]
1996	Sep	10	337.265	337.266	2.802	0.027	3
1996	Sep	15	342.175	342.176	3.146	0.025	3
1996	Sep	16	343.124	343.125	2.929	0.039	3
1996	Sep	17	344.099	344.100	3.333	0.036	3
1996	Sep	18	345.040	345.041	2.949	0.071	3
1996	Oct	20	377.141	377.144	3.313	0.028	5
1996	Oct	22	379.154	379.157	3.394	0.022	5
1996	Oct	29	386.204	386.210	3.290	0.017	8
1996	Nov	15	402.883	403.135	3.294	0.007	265
1996	Nov	16	403.899	404.200	3.304	0.006	320
1996	Nov	19	406.982	407.204	3.272	0.005	280
1996	Dec	8	425.870	425.875	2.825	0.045	4
1996	Dec	9	426.938	426.943	3.219	0.014	5
1996	Dec	11	428.896	428.898	3.315	0.022	5
1996	Dec	18	435.930	435.933	3.091	0.092	5
1996	Dec	21	439.010	439.011	3.346	0.140	3
1996	Dec	22	439.870	439.871	3.231	0.053	3
1996	Dec	23	440.858	440.858	2.908	0.173	2
1996	Dec	24	441.860	441.861	2.955	0.033	3
1996	Dec	25	443.007	443.008	3.267	0.056	3
1996	Dec	27	444.868	444.873	3.066	0.019	5
1996	Dec	31	448.865	448.866	3.067	0.168	3
1997	Jan	1	449.867	449.869	2.895	0.142	3
1997	Jan	2	450.912	450.918	2.763	0.017	12
1997	Jan	3	451.869	451.870	2.571	0.019	3
1997	Jan	4	452.927	452.929	2.185	0.013	5
1997	Jan	6	454.867	454.871	2.607	0.073	8
1997	Jan	8	456.865	456.869	1.296	0.015	6
1997	Jan	12	460.930	460.932	0.020	0.002	5
1997	Jan	13	461.867	461.869	-0.333	0.004	5
1997	Jan	15	463.865	463.870	-0.506	0.004	10
1997	Jan	19	467.907	467.909	1.537	0.008	5
1997	Jan	20	468.875	468.877	1.926	0.015	5
1997	Feb	3	482.906	482.909	0.813	0.005	5
1997	Feb	5	484.906	484.911	1.736	0.013	6

* BJD–2450000.

[†] Relative magnitude to GSC 2807.1483.

[‡] Standard error of nightly average.

[§] Number of frames.

¹

VSNET observations, No. 3750, <http://www.kusastro.kyoto-u.ac.jp/vsnet/Mail/obs3000/msg00750.html>

²IRAF is distributed by the National Optical Astronomy Ob-

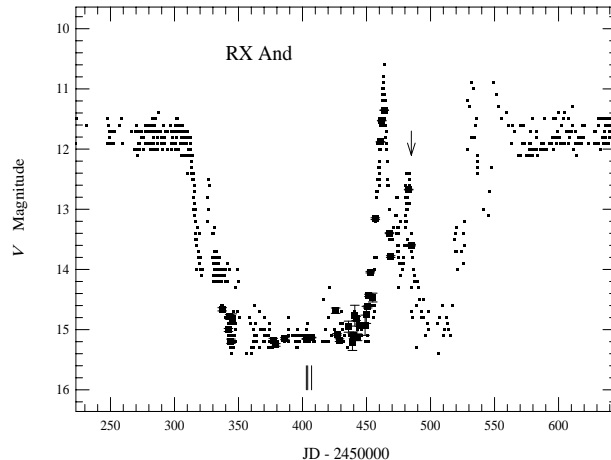


Figure 1: Light curve of the extended faint state of RX And occurring in 1996. The light curve is drawn from visual observations reported to VSNET (dots) and present CCD V -band observations (filled squares with error bars). The vertical ticks and arrow represent the epochs of time-resolved photometry and spectroscopy, respectively.

aged signal-to-noise ratio (S/N) per pixel at the continuum level was 22. The spectrum was normalized by the continuum level.

3 Result and Discussion

3.1 The Fading Episode in 1996–1997

The overall light curve, which is drawn from the present CCD observations and the visual observations reported to VSNET international variable star network³, is presented in figure 1. For comparison with the $V=15$ mag reached during this extended low state, note that RX And is normally at $V=14$ in quiescence.

Such a fading strongly resembles faint (or low) states observed in VY Scl-type novalike variables. The existence of such an extended, extremely faint state in a Z Cam-type star firmly established that a remarkable reduction of mass-transfer rates comparable to those of VY Scl-type stars indeed occurs in a Z Cam-type star. The faint state lasted for ~ 140 d.

3.2 Short-Term Light Variation

In some VY Scl-type stars, a total cessation of mass-transfer is suggested from the disappearance of flickering (MV Lyr: Robinson et al. (1981)). We obtained

servatories for Research in Astronomy, Inc. under cooperative agreement with the National Science Foundation.

³ <http://www.kusastro.kyoto-u.ac.jp/vsnet/>

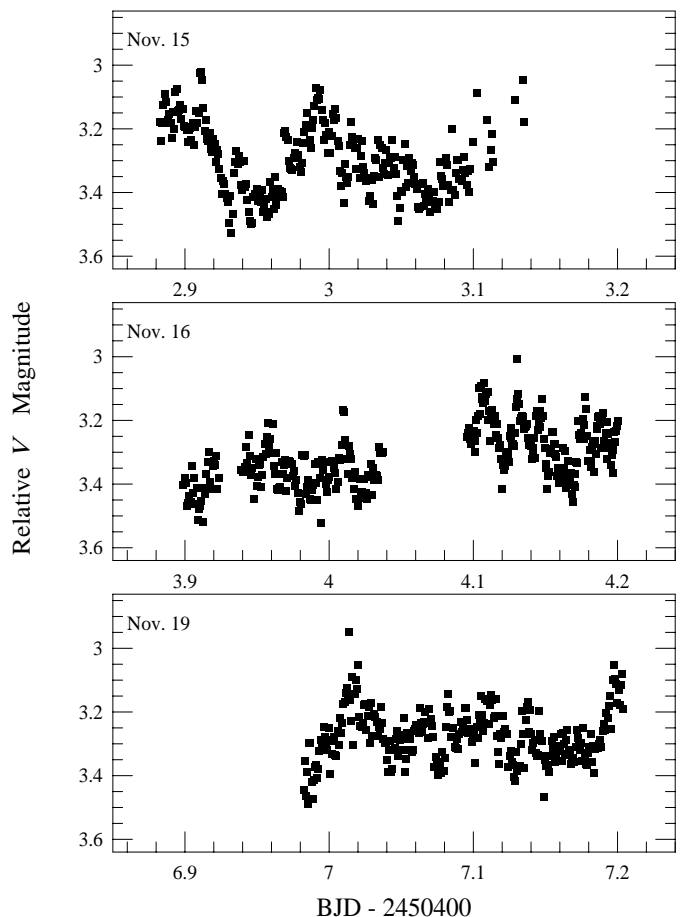


Figure 2: Time-resolved photometry of RX And during the deep fading in 1996. The error of individual measurements are smaller than 0.01 mag. Short-term irregular variations are clearly visible, which can be attributed to flickering.

time-resolved photometry of RX And during this extremely low state, in order to see whether or not the mass-transfer stopped.

Figure 2 shows the nightly light curves. There indeed existed short-term irregular variations, which can be attributed to flickering. A period analysis with the Phase Dispersion Minimization (PDM) method (Stellingwerf, 1978) or discrete Fourier transform did not yield any coherent periodicity. The lack of coherent periodicity is also evident in figure 2 in that major flickerings (flare-like brightenings) occurred randomly. The variations were thus regarded as irregular. The variations were too irregular to be considered as oscillations of the white dwarf (e.g. van Zyl et al. (2001)). The persistence of flickering indicates that a substantial amount of mass-transfer in RX And was present, even during the extended deep minimum. Figure 3 shows the phase-averaged light curve, at the orbital period

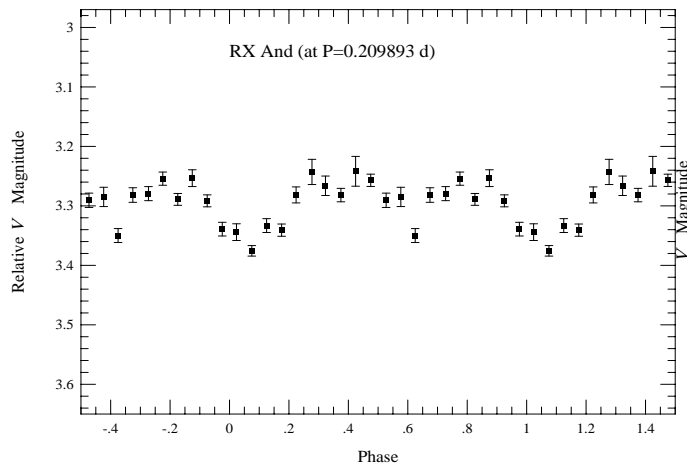


Figure 3: Phase-averaged light curve of RX And during the deep fading. The upper limit of the amplitude of orbital modulations is 0.1 mag.

($P=0.209893$ d, Kaitchuck (1989)). Although there is an indication of double-humped orbital variation with an amplitude of ~ 0.1 mag, the lack of coherent signal in the period analysis more strongly suggests that the variation in the averaged light curve is spurious. We therefore put the upper limit of the amplitude of orbital modulations as 0.1 mag.

One might expect a direct reflection effect from the hot white dwarf, if the accretion disk had disappeared or become optically very thin. The absence of such an effect also supports that a substantial amount of accretion disk remained even in the extended deep minimum of RX And. Future optical spectroscopic observations on similar occasions will be able to test the presence of a normal CV disk.

Sion et al. (2001) independently obtained far-UV spectra during the same deep fading with the Hubble Space Telescope. Sion et al. (2001) applied a synthetic spectral fitting to the UV spectra, and concluded that the accretion disk contributes to 25 % of the far-UV light, corresponding to a mass-accretion rate of $10^{-10.52} M_{\odot} \text{ yr}^{-1}$. Although their estimate of the accretion rate may have suffered from some degree of ambiguities resulting from a fit using an optically thick disk, the unmistakable signature of the remaining mass accretion (close to the white dwarf) in the far-UV wavelengths strengthens our finding of the remaining *mass-transfer* from the secondary.

3.3 Brightening from the Minimum

There was a gradually brightening trend since JD 2450439 (1996 December 21). RX And brightened for the subsequent 14 nights at a mean rate of 0.037 mag

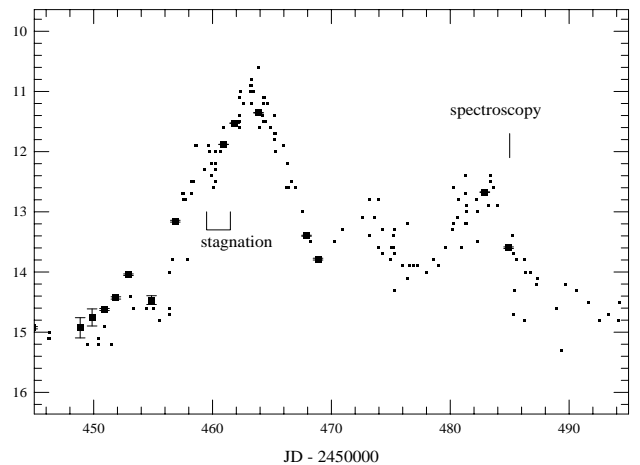


Figure 4: Brightening from the deep fading. The entire duration of the brightening (outburst) was ~ 40 d, with multiple peaks. The rise to the maximum was anomalously slow, accompanied by a short “stagnation” period in the rising branch.

d^{-1} . Such a slow brightening is commonly observed in the early recovery stage from deep, long, fades of VY Scl-type stars (cf. general light curves: Greiner (1998); MV Lyr: Kraicheva, Genkov (1992)). RX And then started to brighten quickly (figure 4), attaining the maximum of $V=11.4$ on 1997 January 14.

The light curve of the brightening more or less resembles that of a dwarf nova-type outburst, but is different from ordinary outbursts of RX And in many respects: 1) The entire duration of the brightening (outburst) was ~ 40 d, with multiple peaks. The duration is several times longer than those of ordinary outbursts of RX And (Szkody (1974); Szkody, Mattei (1984)). 2) The rise to the maximum was anomalously slow, accompanied by a short “stagnation” period in the rising branch (a temporary fading was particularly apparent near JD 2450460 = 1997 January 11). The duration of the “outburst” was similar to dwarf nova-like brightenings observed in a VY Scl-type star, MV Lyr (Pavlenko (1998); Shugarov, Pavlenko (1998); Pavlenko, Shugarov (1999)).

The slow rising branch also resembles those of long-period dwarf novae (Menzies et al. (1986); Kim et al. (1992); Simon (2000)). Kim et al. (1992) interpreted this feature in GK Per as a result of slow inside-out propagation of the thermal instability starting at the inner region of the accretion disk. This condition is apparently achieved in long-period, low- \dot{M} dwarf novae, in which the critical surface density is more likely to be reached at the inner region (Kim et al., 1992).

The same condition was likely to be achieved in the recovery process of RX And from the very low state,

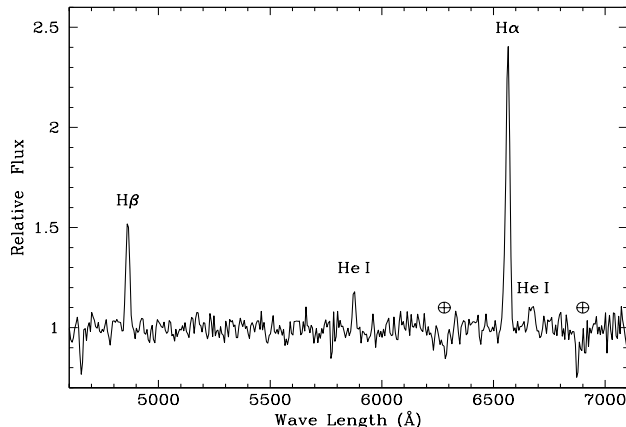


Figure 5: Spectrum of RX And taken on 1997 February 5, during the decline phase from the third peak. The Balmer and HeI lines are clearly seen in emission.

when the mass-transfer seems to have slowly recovered, as inferred from the slow rise from the deep minimum.

In the spectrum obtained on 1997 February 5 (figure 5), when RX And was declining from the third peak after recover from the deep minimum and ~ 1 mag above the deep quiescence, emission lines of the Balmer lines, $H\alpha$ and $H\beta$, and HeI dominated. The equivalent widths, FWHM and FWZI are listed in table 2. The errors of FWHM and FWZI are 40 and 100 km s^{-1} , respectively. The instrumental width corresponds to 540 km s^{-1} . The $H\beta$ equivalent width is $\sim 10\%$ larger than that in normal quiescence and on one day before an outburst measured by Kaitchuck et al. (1988). While most dwarf novae, including RX And itself (cf. Clarke, Bowyer (1984); Kaitchuck et al. (1988)) are known to show reduced line strengths above quiescence, RX And in this stage showed relatively strong emission lines. This suggests that the accretion disk had an extra emission source, which can be naturally explained if the heating wave from the inner region had not reached the outer region of the accretion disk and the accumulated matter during the low quiescence was left from being accreted. The large values of FWHM and FWZI are also consistent with formation of these lines in the outer disk.

In conclusion, we interpret that RX And mimicked a long-period, low- \dot{M} dwarf nova in its recovery process from the deep minimum.

3.4 Frequency of Deep Fadings

The reason why such deep fadings of RX And had not been recognized before the 1996–1997 event was partly from the presence of a close $V=14.3$ mag companion,

Table 2: Widths of emission lines.

Line	E.W.*	FWHM [†]	FWZI [†]
$H\alpha$	−30	940	2650
$H\beta$	−10	1130	2630
HeI 5876	−3	670	...

* Equivalent width in Å.

[†] Unit in km s^{-1} .

which may have been confused with RX And when the variable was exceptionally faint. This hypothesis is strengthened by the subsequent detections of (shorter) fading episodes occurring 1997 February to March and 2000 April to August. During both fadings, RX And was observed fainter than its “nominal” quiescent magnitude of 14.0. Such fading episodes may have been identified as “intervals without outbursts” in the past visual record. An examination of the data in VSOLJ (Variable Star Observers League in Japan) and AFOEV (Association Française des Observateurs d’Etoiles Variables) databases since 1970 has revealed at least two distinct such instances in 1977 and 1986. Although the frequency and periodicity should be confirmed future observations, there seems to be a quasi-period of ~ 10 yrs, which is close to what is proposed for a VY Scl-type star, MV Lyr (Wenzel, Fuhrmann (1983); Rosino et al. (1993)).

3.5 Relation to VY Scl-Type Stars

The present extended fading episode strongly mimics the temporary fadings of VY Scl-type stars. Observations have suggested a number of similarities between the present phenomenon of RX And of VY Scl-type fadings. The presence of a similar periodicity between RX And and MV Lyr may further suggest a common underlying mechanism for producing temporary deep fadings, though the reason remains a mystery why there is no evidence of a similar phenomenon in other Z Cam-type stars.

Additional difference between the present fading of RX And and VY Scl-type fadings can be seen in the initial part of the fading episode (figure 1). The disk instability model predicts that a system should undergo dwarf nova outbursts (Honeycutt et al. (1994), King, Cannizzo (1998)) in response to the temporary reduction of \dot{M} . This is what was indeed observed in RX And, in the early stage of the fading. VY Scl-type systems, on the contrary, show little such evidence of dwarf nova-type outbursts (Honeycutt et al. (1994); Greiner (1998)). Leach et al. (1999) explained that such a departure of VY Scl-type stars from the disk-instability model is caused by the irradiation from the hot white

dwarf, which can suppress thermal instability. More recent discovery of unique short-period mini-outbursts in a VY Scl-type star, V425 Cas (Kato et al., 2001), can be regarded as another support to this explanation. The detection of supersoft X-rays from V751 Cyg in low state (Greiner et al. (1999); Greiner (2000)) and the indirect evidence in BZ Cam (Greiner et al., 2001) also support this interpretation. The far-UV observation by Sion et al. (2001) during the deep fading yielded a white dwarf temperature of 34100 ± 1000 K, which does not significantly differ from those measured in other quiescent dwarf novae. This observation provides strong support for the interpretation that what phenomenologically distinguishes temporary fadings of RX And from VY Scl-type fadings is the effect of heating from the white dwarf.

We are grateful to many amateur observers for supplying their vital visual and CCD estimates via VSNET. We are grateful to staffs of the VSOLJ and AFOEV for maintaining their databases publicly available. We are grateful to the staffs of Okayama Astrophysical Observatory for helping with our observation. This work is partly supported by a grant-in-aid (13640239) from the Japanese Ministry of Education, Culture, Sports, Science and Technology.

References

- Buat-Ménard, V., Hameury, J.-M., & Lasota, J.-P. 2001, *A&A*, 369, 925
- Clarke, J. T. & Bowyer, S. 1984, *A&A*, 140, 345
- Greiner, J. 1998, *A&A*, 336, 626
- Greiner, J. 2000, *New Astron. Rev.*, 44, 149
- Greiner, J., Tovmassian, G., Orio, M., Lehmann, H., Chavushyan, V., Rau, A., Schwarz, R., Casalegno, R., & Scholz, R. 2001, *A&A*, 376, 1031
- Greiner, J., Tovmassian, G. H., di Stefano, R., Prestwich, A., González-Riestra, R., Szentasko, L., & Chavarría, C. 1999, *A&A*, 343, 183
- Honeycutt, R. K., Cannizzo, J. K., & Robertson, J. W. 1994, *ApJ*, 425, 835
- Honeycutt, R. K., Robertson, J. W., Turner, G. W., & Mattei, J. A. 1998, *PASP*, 110, 676
- Kaitchuck, R. H. 1989, *PASP*, 101, 1129
- Kaitchuck, R. H., Mansperger, C. S., & Hantzios, P. A. 1988, *ApJ*, 330, 305
- Kato, T. 2001, *Inf. Bull. Variable Stars*, 5093
- Kato, T., Uemura, M., Ishioka, R., & Kinnunen, T. 2001, *PASJ*, 53, 1185
- Kim, S.-W., Wheeler, J. C., & Mineshige, S. 1992, *ApJ*, 384, 269
- King, A. R. & Cannizzo, J. K. 1998, *ApJ*, 499, 348
- Kraicheva, Z. & Genkov, V. 1992, *Inf. Bull. Variable Stars*, 3697
- Leach, R., Hessman, F. V., King, A. R., Stehle, R., & Mattei, J. 1999, *MNRAS*, 305, 225
- Lin, D. N. C., Faulkner, J., & Papaloizou, J. 1985, *MNRAS*, 212, 105
- Livio, M. & Pringle, J. E. 1994, *ApJ*, 427, 956
- Menzies, J. W., O'Donoghue, D., & Warner, B. 1986, *Ap&SS*, 122, 73
- Meyer, F. & Meyer-Hofmeister, E. 1983, *A&A*, 121, 29
- Misselt, K. A. 1996, *PASP*, 108, 146
- Ohtani, H., Uesugi, A., Tomita, Y., Yoshida, M., Kosugi, G., Noumaru, J., Araya, S., & Ohta, K. 1992, *Memoirs of the Faculty of Science, Kyoto University, Series A of Physics, Astrophysics, Geophysics and Chemistry*, 38, 167
- Oppenheimer, B. D., Kenyon, S. J., & Mattei, J. A. 1998, *AJ*, 115, 1175
- Osaki, Y. 1996, *PASP*, 108, 39
- Pavlenko, E. P. 1998, *Astron. Rep.*, 42, 200
- Pavlenko, E. P. & Shugarov, S. Y. 1999, *A&A*, 343, 909
- Robinson, E. L., Barker, E. S., Cochran, A. L., Cochran, W. D., & Nather, R. E. 1981, *ApJ*, 251, 611
- Rosino, L., Romano, G., & Marziani, P. 1993, *PASP*, 105, 51
- Shugarov, S. Y. & Pavlenko, E. P. 1998, *Astron. Rep.*, 42, 370
- Simon, V. 2000, *A&A*, 364, 694
- Sion, E. M., Szkody, P., Gänsicke, B., Cheng, F. H., La Dous, C., & Hassall, B. 2001, *ApJ*, 555, 834
- Stellingwerf, R. F. 1978, *ApJ*, 224, 953
- Szkody, P. 1974, *PASP*, 86, 38
- Szkody, P. & Mattei, J. A. 1984, *PASP*, 96, 988
- van Zyl, L., Warner, B., O'Donoghue, D., Sullivan, D., Pritchard, J., & Kemp, J. 2001, *ApJ*, 550, 231

- Verbunt, F. 1997, MNRAS, 290, 55P
- Warner, B. 1995, Cataclysmic Variable Stars (Cambridge: Cambridge University Press)
- Warner, B. & van Citters, G. W. 1974, Observatory, 94, 116
- Wenzel, W. & Fuhrmann, B. S. 1983, Mitteil. Veränderl. Sterne, 9, 175