


LAMBDA-INFLATION VERSUS OBSERVATIONS

E.V. MIKHEEVA

*Astro Space Center, P.N.Lebedev Physical Institute, 84/32 Profsoyuznaya st.,
Moscow 117997, Russia*



Lambda-inflation is tested against CMB and LSS observational data. The constraints for inflationary parameters are considered.

1 Introduction

An increasing precision of measurements in observational cosmology requires the adequate accuracy of predictions in the early Universe theory. It is particularly true for numerous recent and on-going experiments to measure the CMB angular anisotropy (BOOMERanG¹, MAXIMA², DASI³, VSA⁴, CBI⁵, ARCHEOPS, MAP).

The inflationary paradigm is still the only viable theory of the early Universe. There is no doubt that inflation explains the observable features of the Universe much better than other theories (for example, string or ekpyrotic ones). One of such features is well established flatness of the Universe^{1,2,3,4}. Other important predictions of inflation is related to the production of cosmological perturbations. If the potential of inflaton is determined, the spectra of scalar and tensor perturbations can be derived by means of any of existing formalisms. Here I use the historically first one proposed in⁶.

A majority of papers dedicated to the numerical analysis of cosmological models considers scale-free cosmological perturbation spectra whereas almost all inflationary models predict more complicated forms of them. In addition, in many inflationary models the cosmic gravitational waves significantly contribute into the large scale CMB anisotropy and have to be taken into account.

This problem may be solved in two ways. The first is testing given inflationary models. This way requires accurate calculations of scalar and tensor perturbation spectra. The precision of such method is related with the validity of slow-rolling approximation. The second way is phenomenological one. It is based on the assumption that a density perturbation spectrum can

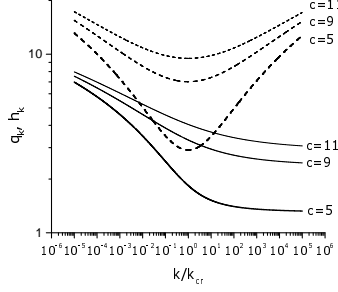


Figure 1: Scalar (q_k , dash lines) and tensor (h_k , solid lines) perturbation spectra in Lambda-inflation (arbitrary normalization).

be approximated by power law, k^n , where n may be constant or slowly depending on scale. In the latter case a new parameter, the running $\partial n / \partial \ln k$, appears (see, e.g.,⁷ and references therein).

My present analysis is related with the first way.

2 Lambda-inflation

I call by Lambda-inflation a model with a single scalar field φ and the following inflaton potential:

$$V(\varphi) = V_0 + \frac{1}{\kappa} \lambda_\kappa \varphi^\kappa, \quad (1)$$

where V_0 , λ_κ , κ are constants (see also^{8,9}). I will concentrate on a model with $\kappa = 4$.

This model is often referred in literature as “hybrid inflation”¹⁰. I reserve the latter name for the case of Lambda-inflation, where some particular way of the decay of the effective Lambda-term (V_0) is assumed.

It is convenient to introduce two new parameters. The first of them, c , is as follows:

$$c \equiv \frac{1}{2} \sqrt{\frac{V_0}{\lambda}} \quad (2)$$

(here and below $\lambda \equiv \lambda_\kappa$). c is closely related to the critical field value where both terms of the potential are equal to each other ($\varphi_{cr} = 2\sqrt{c}$). The second parameter, k_{cr} , is a scale when φ reaches φ_{cr} . The slow-roll approximation is valid for $c \gg 1$. In this case the spectra of perturbations are as follows^a:

$$\text{S:} \quad q_k = \frac{H}{2\pi\sqrt{2\gamma}} = \frac{\sqrt{2\lambda/3}}{\pi} (c^2 + x^2)^{3/4}, \quad (3)$$

$$\text{T:} \quad h_k = \frac{H}{\pi\sqrt{2}} = \frac{2c\sqrt{\lambda/3}}{\pi} \left(1 + \frac{x}{\sqrt{c^2 + x^2}}\right)^{-1/2}, \quad (4)$$

where H is the Hubble constant, $\gamma \equiv -\dot{H}/H^2$, $x \simeq \ln(k/k_{cr})$ (see details in^{8,9}). Figure 1 illustrates these formulas.

3 Cosmological model

Cosmological parameters can be separated into few groups. One of them contains inflationary parameters describing spectra of the cosmological perturbations (usually, they are the slopes,

^a Anywhere the index S means “scalar perturbations”, T – “tensor perturbations”.

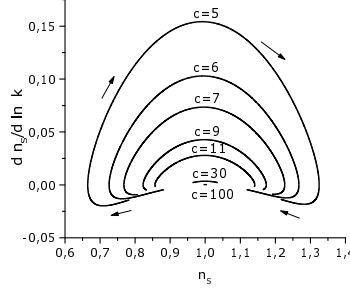


Figure 3: $\partial n_s / \partial \ln k$ versus n_s in Lambda-inflation.

4 Discussion

The demonstrated example of Λ -inflation favors slightly blue spectra of density perturbations ($n_s \gtrsim 1$). However, phenomenological constraints for n_s based on LSS observational data, while converging to $n_s \simeq 1$, are still uncertain about the sign of $(n_s - 1)$. E.g., galaxy cluster data prefer $n_s > 1$ ¹¹, whereas galactic surveys indicate slightly red spectra ($n_s < 1$) (e.g.⁷). Certainly, better data are required to delimit the slope of the fundamental spectrum. If future analysis reveals a blue spectrum, the Λ -inflation model will gain strong support as the theory of the very early Universe.

Acknowledgments

This work was supported by RFBR 01-02-16274 and Russian State contract 40.022.1.1.1106. I thank the Organizing Committee for hospitality.

References

1. P. de Bernardis *et al*, *Nature* **404**, 955 (2000).
2. A. Balbi *et al*, *ApJ* **545**, L1 (2000).
3. C. Pryke *et al*, *ApJ* **568**, 46 (2002).
4. see a talk given at this conference.
5. see a talk given at this conference.
6. V.N. Lukash, *Sov.Phys.JETP* **52**, 807 (1980).
7. S. Hannestad *et al*, *Astropart.Phys.* **17**, 375 (2002).
8. V.N. Lukash and E.V. Mikheeva, *Int.J.Mod.Phys. A* **15**, 3783 (2000).
9. V.N.Lukash *et al*, *MNRAS* **317**, 795 (2000).
10. A. Linde, *Phys. Rev. D* **49**, 748 (1994).
11. B. Novosyadlyj *et al*, *A&A* **356**, 418 (2000).