

## X-RAY TIMING OF THE ENIGMATIC NEUTRON STAR RX J0720.4–3125

D. L. KAPLAN, S. R. KULKARNI

Department of Astronomy, 105-24 California Institute of Technology, Pasadena, CA 91125, USA  
dlk@astro.caltech.edu, srk@astro.caltech.edu

M. H. VAN KERKWIJK

Sterrenkundig Instituut, Universiteit Utrecht, Postbus 80000, 3508 TA Utrecht, The Netherlands  
M.H.vanKerkwijk@phys.uu.nl  
AND

H. L. MARSHALL

Center for Space Research, Massachusetts Institute of Technology, Cambridge, MA 02139, USA  
hermanm@space.mit.edu

Accepted for publication in *ApJL*

### ABSTRACT

RX J0720.4–3125 is the third brightest neutron star in the soft X-ray sky and has been a source of mystery since its discovery, as its long 8-s period separates it from the population of typical radio pulsars. Three models were proposed for this source: a neutron star accreting from the interstellar medium, an off-beam radio pulsar, or an old, cooling magnetar. Using data from *Chandra*, *ROSAT*, and *BeppoSAX* we are able to place an upper limit to the period derivative,  $|\dot{P}| < 3.6 \times 10^{-13} \text{ s s}^{-1}$  ( $3\text{-}\sigma$ ). While our upper limit on  $\dot{P}$  allows for the accretion model, this model is increasingly untenable for another similar but better studied neutron star, RX J1856.5–3754, and we therefore consider the accretion model unlikely for RX J0720.4–3125. We constrain the initial magnetic field of RX J0720.4–3125 to be  $\lesssim 10^{14} \text{ G}$  based on cooling models, suggesting that it is not and never was a magnetar, but is instead middle-aged neutron star. We propose that it is either a long-period high-magnetic field pulsar with  $\dot{P} \sim 10^{-13} \text{ s s}^{-1}$  similar to PSR J1814–1744, or a neutron star born with an initial period of  $\approx 8.3 \text{ s}$  and  $\dot{P} \sim 10^{-15} \text{ s s}^{-1}$ . The proximity of RX J0720.4–3125 is strongly suggestive of a large population of such objects; if so, radio pulsar surveys must have missed many of these sources.

*Subject headings:* pulsars: individual (RX J0720.4–3125)—stars: neutron—X-rays: stars

### 1. INTRODUCTION

RX J0720.4–3125 was discovered by Haberl et al. (1997) as a soft ( $kT \sim 80 \text{ eV}$ ), bright X-ray source in the *ROSAT* All-Sky Survey. Given its very low hydrogen column density ( $N_H \sim 1 \times 10^{20} \text{ cm}^{-2}$ ), nearly sinusoidal 8.39-s pulsations, relatively constant X-ray flux, and very faint ( $B = 26.6 \text{ mag}$ ), blue optical counterpart (Kulkarni & van Kerkwijk 1998; Motch & Haberl 1998), it was classified as a nearby, isolated neutron star.

As one of the closest ( $d \sim 300 \text{ pc}$ ; Kaplan, van Kerkwijk, & Anderson 2002) neutron stars, RX J0720.4–3125 occupies a central position in our study of these objects. However, the long period is puzzling, and has led to three models: an old, weakly magnetized neutron star accreting matter from the interstellar medium (Wang 1997; Konenkov & Popov 1997); a middle-aged pulsar with  $\sim 10^{12} \text{ G}$  magnetic field whose radio beams are directed away from the Earth (Kulkarni & van Kerkwijk 1998); or an old magnetar (neutron star with magnetic field  $> 10^{14} \text{ G}$ ; Duncan & Thompson 1992) that is kept warm by the decay of its strong magnetic field (Heyl & Hernquist 1998; Heyl & Kulkarni 1998). These models predict different period derivatives:  $\dot{P} < 5 \times 10^{-15} \text{ s s}^{-1}$ ,  $\dot{P} \sim 10^{-15}\text{--}10^{-13} \text{ s s}^{-1}$ , and  $\dot{P} \gtrsim \text{few} \times 10^{-13} \text{ s s}^{-1}$ , respectively.

Motivated thus, we undertook timing observations of RX J0720.4–3125 using the *Chandra X-ray Observatory* (*CXO*), supplemented with analysis of archival data from *ROSAT* and *BeppoSAX*.

After submission of this paper, we became aware of the work of Zane et al. (2002) reporting a timing analysis of

RX J0720.4–3125. A “Notes added in manuscript” section regarding that analysis can be found at the end of the manuscript.

### 2. OBSERVATIONS

The primary data consist of two sets of observations obtained from *Chandra*: one using the HRC in the spectroscopic mode (HRC-S) with the Low Energy Transmission Grating (LETG), and one using ACIS in the continuous clocking (CC) mode. The primary and archival datasets are summarized in Table 1.

We processed the HRC-S data using the standard pipeline<sup>1</sup> and extracted 0<sup>th</sup> order events from a circle with radius 10 pixels ( $1''.3$ ). For the  $\pm 1^{\text{st}}$  orders, we extracted events from a region  $0.0006^\circ$  wide in the cross-dispersion direction (the **tg\_d** coordinate) and from  $0.08^\circ$  to  $0.35^\circ$  along the dispersion direction (the **tg\_r** coordinate). We extracted events from the ACIS data within  $\pm 1''$  of the source. We then used the **axBary** program to barycenter the events in both these datasets.

The best fit position for RX J0720.4–3125, found by averaging the 0<sup>th</sup> order data from the three HRC-S datasets, is (J2000)  $\alpha = 07^{\text{h}}20^{\text{m}}24^{\text{s}}.96$ ,  $\delta = -31^\circ25'49''.6$ , with rms uncertainty of  $\approx 0''.6$  in each coordinate due to *CXO* aspect uncertainties. This is consistent ( $1''.4$  away) with the optical position (Kulkarni & van Kerkwijk 1998). The X-ray source appears unresolved and its profile is consistent with that of a point source (half-power radius of  $\approx 0''.5$ ).

For the *ROSAT* HRI data, we extracted the events

<sup>1</sup> [http://asc.harvard.edu/ciao/threads/spectra\\_letghrcs/](http://asc.harvard.edu/ciao/threads/spectra_letghrcs/)

TABLE 1  
SUMMARY OF OBSERVATIONS

Date	MJD (day)	Exp. (ksec)	Span (ksec)	Counts	BG Counts <sup>a</sup>	Facility	Instrument/ Mode <sup>b</sup>	Period <sup>c</sup> (s)	TOA – MJD 50000 <sup>d</sup> (day)
1993-Sep-27	49257.2	3.2	12.0	5800	22.8	<i>ROSAT</i>	PSPC	8.3914(4)	−742.744398(3)
1996-Nov-03	50390.9	33.7	65.7	12662	79.0	<i>ROSAT</i>	HRI	8.39113(6)	391.299387(2)
1997-Mar-16	50523.1	18.1	99.4	407	15.4	<i>BeppoSAX</i>	LECS	8.39103(9)	523.705631(4)
1998-Apr-20	50923.2	8.1	460.3	3074	17.1	<i>ROSAT</i>	HRI	8.39114(14)	925.687833(5)
2000-Feb-01	51575.3	5.4	305.5	929	1.3	<i>CXO</i>	HRC-S+LETG 0	8.39111(2) <sup>e</sup>	1577.039558(2)
				671	127.0	<i>CXO</i>	HRC-S+LETG ±1	...	...
2000-Feb-02	51576.1	26.3	...	4584	5.2	<i>CXO</i>	HRC-S+LETG 0	...	...
				3027	454.0	<i>CXO</i>	HRC-S+LETG ±1	...	...
2000-Feb-04	51578.7	6.1	...	1119	1.2	<i>CXO</i>	HRC-S+LETG 0	...	...
				687	119.5	<i>CXO</i>	HRC-S+LETG ±1	...	...
2001-Dec-04	52247.7	15.0	168.6	31746	229.8	<i>CXO</i>	ACIS-S3/CC	8.391119(12) <sup>e</sup>	2248.6767438(8)
2001-Dec-05	52248.2	10.6	...	22825	155.8	<i>CXO</i>	ACIS-S3/CC	...	...
2001-Dec-06	52249.6	4.1	...	8786	61.4	<i>CXO</i>	ACIS-S3/CC	...	...

<sup>a</sup>Background counts scaled to the source extraction area. <sup>b</sup>HRC-S+LETG 0 indicates order 0; HRC-S+LETG ±1 indicates orders ±1. <sup>c</sup>Values in parentheses are 1- $\sigma$  errors in the last decimal digit. <sup>d</sup>TOA is defined as the maximum of the folded lightcurve nearest the middle of the observation, as determined from the best-fit sine wave. The ACIS/CC times were corrected for spacecraft motion following Zavlin et al. (2000). <sup>e</sup>All pointings for each of the *Chandra* HRC-S and *Chandra* ACIS datasets were processed together.

within a circle of radius 45 pixels (22'') centered on the source. We used a circle of radius 200 pixels (100'') for the PSPC data. These events were barycentered using the *ftools* programs *abc* and *bct*.

We extracted the *BeppoSAX* LECS events within a circle with radius of 25 pixels (200'') centered on the source and restricted to those with pulse-invariant (PI) amplitudes that were less than 90 (energies < 0.95 keV), in order to maximize the signal-to-noise. Finally, we barycentered the events with the *SAXDAS* tool *baryconv*.

### 3. TIMING ANALYSIS

For each dataset, we computed  $Z_1^2$  power spectra around the known 8.39-s period. Specifically, we explored the period range from 8.376 s to 8.405 s in steps of 7  $\mu$ s (oversampling by factors of 20–800 relative the nominal step-size of  $P_0^2/\Delta T$ , where  $P_0 = 8.39$  s is the approximate period and  $\Delta T$  is the span of the dataset from Table 1). As can be seen from Figure 1 all but the *Chandra* HRC-S and *ROSAT* HRI-2 datasets yielded unambiguous period estimates. For the HRC-S and HRI-2 sets the period estimates are ambiguous because the large gaps in the observations result in strong side-lobes. In Figure 2, we display the best-fit periods for the unambiguous determinations as well as possible periods for the HRC-S and HRI-2 datasets.

As can be seen from Figure 2, the ambiguity of the HRC-S and HRI-2 datasets can be resolved provided we assume (reasonably) that the period evolves smoothly with time. Our choice of period (for HRC-S and HRI-2) and the best fit periods (for the other datasets) are shown in Table 1. The errors on the periods were determined using the analytical expression from Ransom (2001). While that expression was derived for FFT power spectra,  $Z_1^2$  power spectra have the same statistics (both are exponentially distributed) so the same relations should apply (we have verified this with numerical simulations). We also show in Table 1 times-of-arrival (TOAs) for each of the datasets.

The data in Table 1 are consistent with there being no measurable  $\dot{P}$ : fitting for a linear spin-down gives  $P = 8.391115(8)$  s at MJD 51633 and  $\dot{P} = (1 \pm 12) \times 10^{-14}$  s s<sup>−1</sup>, with  $\chi^2 = 1.54$  for 4 degrees-of-freedom

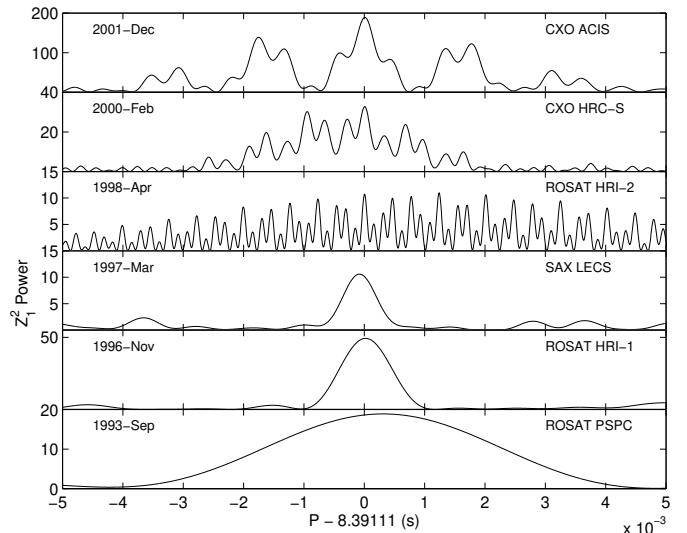


FIG. 1.—  $Z_1^2$  periodograms for the datasets listed in Table 1. For each dataset, the  $Z_1^2$  power is normalized so as to have unit mean (when no signal is present). Given that the statistics of  $Z_1^2$  are exponential it follows that the variance is also unity. Note the different vertical scales which reflect the differing significance levels of the detections.

(DOF). If, instead, we fit only for a constant period, we find  $P = 8.391115(8)$  s, with  $\chi^2 = 1.64$  for 5 DOF. Therefore we can constrain the secular period derivative to be  $|\dot{P}| < 3.6 \times 10^{-13}$  s s<sup>−1</sup> (3- $\sigma$ ).

The folded lightcurve is largely sinusoidal, with an rms pulsed-fraction (the rms of the lightcurve divided by the mean) of 8% for both *Chandra* datasets. However, this pulsed-fraction is energy-dependent: the fraction rises with decreasing energy (see Figure 3), in agreement with the *XMM* analysis (Paerels et al. 2001).

### 4. DISCUSSION

Our upper limit of  $|\dot{P}| < 3.6 \times 10^{-13}$  s s<sup>−1</sup> is sufficiently high that we cannot meaningfully constrain the accretion model, for which we expect  $\dot{P} < 5 \times 10^{-15}$  s s<sup>−1</sup> (the limit

is the case where all of the required  $\dot{M}$  of  $\sim 10^{12} \text{ g s}^{-1}$  couples to the neutron star at the corotation radius, giving maximum torque per unit mass). We note that the accretion model is no longer viable for another similar but better studied isolated neutron star, RX J1856.5–3754 (van Kerkwijk & Kulkarni 2001). Regardless, the accretion model is best confronted by measuring the proper motion and distance, and looking for evidence of sufficiently dense ambient gas (deep Keck H $\alpha$  imaging and *HST* astrometric observations are in progress).

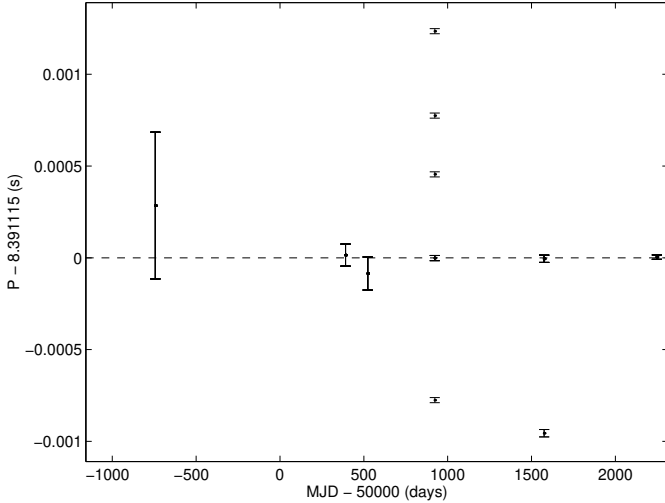


FIG. 2.— Period measurements for RX J0720.4–3125, using the data from Figure 1. As explained in the main text the *Chandra* HRC-S and *ROSAT* HRI-2 measurements are ambiguous owing to large gaps in the data. Probable periods are displayed. The best-fit constant period model is shown by the dashed line:  $P = 8.391115(8) \text{ s}$ .

However, we can constrain the pulsar and magnetar models. We can draw four inferences common to both models. First, the spin-down luminosity,  $\dot{E} = I\dot{\omega} < 2.4 \times 10^{31} \text{ erg s}^{-1}$ ; here,  $\omega = 2\pi/P$ . Second, in the framework of a simple (vacuum magnetic dipole radiation) pulsar model, the physical age is roughly approximated (provided the current spin period is much larger than that at birth and that the magnetic field does not decay significantly) by the so-called characteristic age:  $\tau_c \equiv P/(2\dot{P}) > 4 \times 10^5 \text{ yr}$ . Third, the strength of the dipole field is  $B = 3.2 \times 10^{19} (P\dot{P})^{1/2} < 6 \times 10^{13} \text{ G}$ . Fourth, we assume that the X-ray emission (well described by a blackbody; Haberl et al. 1997; Paerels et al. 2001) is cooling flux from the surface. The bolometric cooling luminosity is  $L_{\text{cool}} \approx 2 \times 10^{32} d_{300}^2 \text{ ergs s}^{-1}$  (Haberl et al. 1997), using the distance estimate of  $300 d_{300} \text{ pc}$  derived by scaling from RX J1856.5–3754 (Kaplan et al. 2002).

Knowledge of  $L_{\text{cool}}$  enables us to estimate the cooling age,  $t_{\text{cool}}$ , of RX J0720.4–3125. Magnetic fields, especially intense  $B$  fields such as those proposed for magnetars, can profoundly influence the cooling of neutron stars. To this end, we use the curves of  $L$  vs.  $t$  from Heyl & Kulkarni (1998) and find  $t_{\text{cool}} \approx (5 - 10) \times 10^5 \text{ yr}$ , assuming a 50% uncertainty in the distance and with only a slight dependence on  $B$ . This age is consistent with the characteristic age derived above.

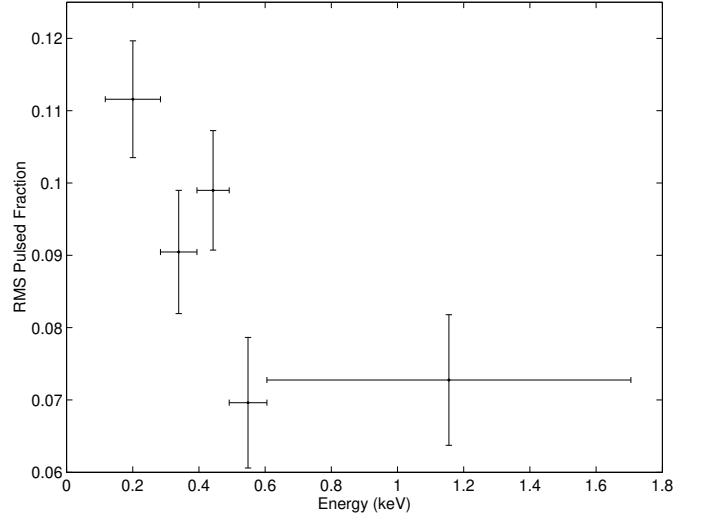


FIG. 3.— RMS pulsed-fraction (see § 3 for discussion) for different energy bins, from the *Chandra* ACIS data. The overall pulsed fraction is  $8.1 \pm 0.4\%$ . Each bin was chosen to have the same number of total counts.

In the magnetar model (we assume that the  $B$ -field decay is dominated by the slower irrotational mode; see Heyl & Kulkarni 1998) the expected  $B$  field at about  $10^6 \text{ yr}$  is,  $\approx 2 \times 10^{14} \text{ G}$ , well above the upper limit obtained from our  $\dot{P}$  limit. Models that are consistent with both  $L_{\text{cool}}$  and our limit on  $\dot{P}$  (and thus an upper limit on the current value of  $B$ ) are those with initial  $B \lesssim 10^{14} \text{ G}$ . Based on this, we conclude that RX J0720.4–3125 is not a magnetar, motivating us to consider the pulsar model.

Earlier, Kulkarni & van Kerkwijk (1998) did not accept the radio pulsar model because in 1998 there were no radio pulsars with such long periods. However, over the past four years we have come to appreciate the existence of pulsars with  $B > 10^{13} \text{ G}$  (Camilo et al. 2000; see also Figure 4). In particular, the parameters of RX J0720.4–3125 are not too dissimilar to those of PSR J1814–1744, which has  $P \approx 4 \text{ s}$  and  $\dot{P} \approx 7.4 \times 10^{-13} \text{ s s}^{-1}$ . Thus, the past objections against the radio pulsar model are no longer tenable, and RX J0720.4–3125 seems fully compatible with being an off-beam high- $B$  pulsar. If that is the case, then we expect  $\dot{P} \sim 10^{-13} \text{ s s}^{-1}$ , a value that we should be able to measure in the near future.

A separate possibility is that RX J0720.4–3125 is an off-beam pulsar with age compatible with  $t_{\text{cool}}$ , but with a conventional ( $\sim 10^{12} \text{ G}$ ) magnetic field and  $\dot{P} \sim 10^{-15} \text{ s s}^{-1}$  (and therefore  $\tau_c \sim 10^8 \text{ yr}$ ). RX J0720.4–3125 could then be similar to the 8.5-s,  $2 \times 10^{12}$ -G pulsar PSR J2144–3944 (Young, Manchester, & Johnston 1999; see Figure 4). With a braking index of 3, the age of a pulsar is  $\tau = \tau_c (1 - (P_0/P)^2)$ , where  $P_0$  is the initial spin-period. If RX J0720.4–3125 does have  $\tau \sim t_{\text{cool}}$  and  $B \sim 10^{12} \text{ G}$ , we find  $P_0 \approx 8.3 \text{ s}$ , very close to  $P$ . Such a pulsar would be an example of the “injection” hypothesis (Vivekanand & Narayan 1981), where pulsars are born with initial spin periods  $P_0 \gg 10 \text{ ms}$  (as for the Crab). Such long initial periods are allowed and perhaps expected in some models of neutron-star formation (e.g., Spruit & Phinney 1998), where the precise initial period depends very sensitively on the details of the formation

mechanism and may range over four orders of magnitude. While there are a few pulsars whose characteristic ages are factors of 10–100 times the ages derived from supernova remnant associations (Pavlov et al. 2002), this would be the first case for a source with  $P_0 > 1$  s.

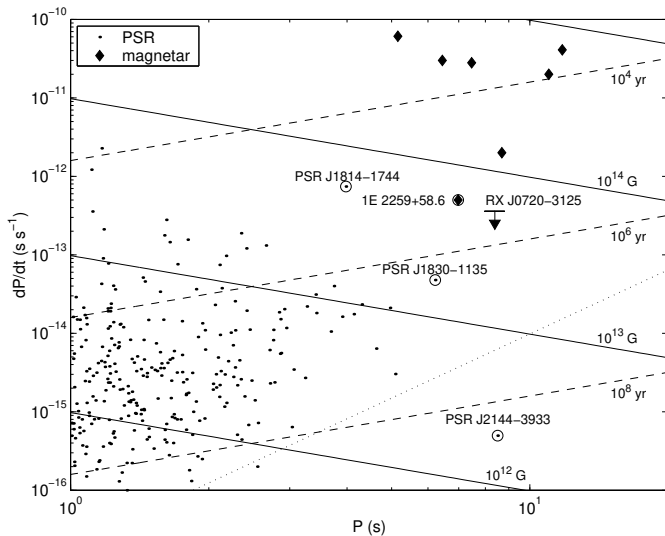


FIG. 4.—  $P$ - $\dot{P}$  diagram, showing only  $P \geq 1$  s and  $\dot{P} \geq 10^{-16}$  s s $^{-1}$ . Radio pulsars are plotted as points, magnetars as diamonds. RX J0720.4–3125 is an upper limit. The magnetar 1E 2259+58.6 is circled, as are the high- $B$  pulsars PSR J1830–1135 and PSR J1814–1744, and the long-period pulsar PSR J2144–3944 (Young et al. 1999). A version of the so-called “death line” is marked by the dotted line. The sloping solid lines are lines of constant dipole magnetic field  $B_{\text{dipole}} \equiv 3.2 \times 10^{19} (P\dot{P})^{1/2}$  G, while the dashed lines are those of constant characteristic age  $\tau_c \equiv P/(2\dot{P})$ .

We make the following parenthetical observation: for most known pulsars the X-ray pulsed-fraction (largely) increases with photon energy (Perna, Heyl, & Hernquist 2001), whereas for RX J0720.4–3125 we see the opposite effect. However, for the pulsars (e.g., PSR B0656+14, PSR B1055–52), the X-ray luminosity has a strong, highly-pulsed, non-thermal component with  $L_{X,\text{non-th}} \sim 10^{-3} \dot{E}$  (Becker & Trümper 1997). Furthermore, in such objects heating of the polar caps by pulsar activity (probably dependent on  $\dot{E}$ ) is likely significant. The interplay of these components with the viewing geometry can result in the large range of observed phenomena (e.g., Perna et al. 2001). For RX J0720.4–3125, though, with its small  $\dot{E}$  there is little reason to expect a strong non-thermal contribution or a hot polar cap (although there must be some inhomogeneities to give the observed pulsations). We conjecture that the increase in the pulse fraction with decreasing photon energy is primarily due to the absence of the additional components.

## 5. CONCLUSIONS

In this *Letter*, based on X-ray timing data and cooling models, we argue that the nearby soft X-ray source RX J0720.4–3125 is not a middle-aged magnetar but is likely a  $10^6$ -yr off-beam pulsar. To accommodate its age and long period we speculate that it either has  $B \gtrsim 10^{13}$  G or was born with  $P_0 \approx 8.3$  s, a very surprising result as both source types are, at present, considered to be rare.

We now consider the larger ramifications of our conclusions.

A volume-limited sample of neutron stars offers us an opportunity to sample the diversity of such sources. In this respect, soft X-ray surveys provide the best such samples since all neutron stars — normal radio pulsars, high- $B$  pulsars, magnetars, and the mysterious Cas-A-like neutron stars — will cool through soft X-ray emission well into their middle ages. Indeed, this expectation is borne out by the local sample: pulsars such as PSR B0656+14, Geminga<sup>2</sup>, RX J0720.4–3125, a youngish magnetar (see below), and finally the very mysterious RX J1856.5–3754, of which we know nothing other than it is a cooling neutron star<sup>3</sup>.

The number of neutron stars belonging to a given class depends not only on the sensitivity of the X-ray survey but also on the product of the birth rate and the cooling age. Thus, for example, magnetars with their longer-lasting cooling radiation may dominate the local population despite a lower birthrate (Heyl & Kulkarni 1998). This bias and the long period led us to speculate that RX J0720.4–3125 was an old magnetar, a conclusion we have now refuted. In contrast, the soft thermal X-ray source RX J1308.8+2127, with  $P = 5.2$  s and  $\dot{P} \sim 10^{-11}$  s s $^{-1}$  (Hambaryan et al. 2002) appears to have a magnetar-strength field.

The proximity of RX J0720.4–3125 argues for a substantial Galactic population of similar sources, but very few such radio pulsars are known. The cause of this paucity is that radio surveys select against long-period pulsars, especially those with  $B > 10^{13}$  G, in several ways. (1) The beaming factor is known to decrease with increasing period, reaching 3% at  $P \sim 10$  s (Tauris & Manchester 1998). (2) As can be seen from Figure 4, the lifetime of a radio pulsar decreases with increasing  $B$ : a  $B \sim 10^{12}$  G neutron star crosses the the radio death line at  $\sim 10^8$  yr whereas a  $B \sim 10^{13}$  G pulsar dies at  $\sim 2 \times 10^7$  yr. The loss of throughput of a pulsar survey for a 5-s pulsar relative to a 1-s pulsar from these two effects alone is nearly one order of magnitude. (3) The true loss is even greater since long-period signals are frequently classified as interference (we note that population models do not constrain the population of long-period pulsars [Hartman et al. 1997], mainly due to reasons 1 and 2). Young high- $B$  pulsars in supernova remnants would almost certainly create visible plerion nebulae due to their high  $\dot{E}$ ’s, while long-period injected pulsars of similar ages would be invisible except for their cooling radiation (without assuming that the radio beams are directed toward the Earth). Thus, injected pulsars detectable only via X-ray emission may be present in many “hollow” supernova remnants (i.e. those without visible plerions). Radio pulsar searches better tuned to long periods and very deep radio and X-ray searches for young pulsars in supernova remnants may uncover the postulated class of long-period sources.

We thank D. Frail and J. Heyl for useful discussions, and we thank an anonymous referee for constructive com-

<sup>2</sup> Presumably a standard pulsar that is not beamed toward us.

<sup>3</sup> It is further worth noting that the sample of soft X-ray neutron stars has at least three long-period objects (Haberl, Pietsch, & Motch 1999).

ments. We have used the NASA-maintained HEASARC web site for archival data retrieval and subsequent analysis. D.L.K. holds a fellowship from the Fannie and John Hertz Foundation, and his and S.R.K.’s research are supported by NSF and NASA. M.H.v.K. is supported by a fellowship from the Royal Netherlands Academy of Arts and Sciences.

*Notes Added In Manuscript* After we submitted our paper we became aware of a paper by Zane et al. (2002) reporting timing analysis of RX J0720.4–3125. Our period determinations of the archival data (PSPC, HRI-1, LECS, HRI-2, HRC-S) are in excellent agreement with those of Zane et al. Both papers also report new determinations, which are: *Chandra* ACIS-S3 (our paper) and XMMa (2000 May 13) and XMMb (2000 November 21; both from Zane et al.). We restricted our analysis to an incoherent combination of the various datasets, i.e. we looked for secular evolution of the period determined from each observation separately. We did not attempt to phase connect the datasets. Zane et al. do present a coherent analysis, using the archival and *XMM* data. However, in our opinion such an analysis is premature and not robust. First, it is premature, because the *XMM* derived periods of known pulsars have fractional errors  $|\Delta P/P|$  ranging from  $1.9 \times 10^{-7}$  to  $1.2 \times 10^{-5}$  (as reported by the *XMM* calibration team; Kuster et al. 2002). This error alone may result in systematic uncertainties as high as  $\dot{P}$  of  $6 \times 10^{-12}$  over the 6-month duration of the *XMM* datasets and  $5 \times 10^{-13} \text{ s s}^{-1}$  over the entire span of the observations. Second, it is not robust, as phase connection without any ambiguity requires that the datasets be separated by time intervals less than “coherence” timescale,  $\sim P^2/\sigma_P$  (where  $\sigma_P$  is the uncertainty in the measurement of  $P$ ) and none of the datasets (including the *XMM* datasets) satisfy this condition. We note that neither of the two primary solutions from Zane et al. fits the TOAs in Table 1.

## REFERENCES

- Becker, W. & Trümper, J. 1997, A&A, 326, 682  
 Camilo, F., Kaspi, V. M., Lyne, A. G., Manchester, R. N., Bell, J. F., D’Amico, N., McKay, N. P. F., & Crawford, F. 2000, ApJ, 541, 367  
 Duncan, R. C. & Thompson, C. 1992, ApJ, 392, L9  
 Haberl, F., Motch, C., Buckley, D. A. H., Zickgraf, F.-J., & Pietsch, W. 1997, A&A, 326, 662  
 Haberl, F., Pietsch, W., & Motch, C. 1999, A&A, 351, L53  
 Hambaryan, V., Hasinger, G., Schwöpe, A. D., & Schulz, N. S. 2002, A&A, 381, 98  
 Hartman, J. W., Bhattacharya, D., Wijers, R., & Verbunt, F. 1997, A&A, 322, 477  
 Heyl, J. S. & Hernquist, L. 1998, MNRAS, 297, L69  
 Heyl, J. S. & Kulkarni, S. R. 1998, ApJ, 506, L61  
 Kaplan, D., van Kerkwijk, M., & Anderson, J. 2002, ApJ, 571, in press (astro-ph/0111174)  
 Konenkov, D. Y. & Popov, S. B. 1997, Pis'ma Astron. Zh., 23, 569  
 Kulkarni, S. R. & van Kerkwijk, M. H. 1998, ApJ, 507, L49  
 Kuster, M., Kendziorra, E., Benlloch, S., Becker, W., Lammers, U., Vacanti, G., & Serpell, E. 2002, in New Visions of the X-ray Universe in the XMM-Newton and Chandra Era (astro-ph/0203207)  
 Motch, C. & Haberl, F. 1998, A&A, 333, L59  
 Paerels, F., et al. 2001, A&A, 365, L298  
 Pavlov, G. G., Zavlin, V. E., Sanwal, D., & Trümper, J. 2002, ApJ, 569, in press (astro-ph/0203271)  
 Perna, R., Heyl, J., & Hernquist, L. 2001, ApJ, 553, 809  
 Ransom, S. M. 2001, Ph.D. Thesis  
 Spruit, H. C. & Phinney, E. S. 1998, Nature, 393, 139  
 Tauris, T. M. & Manchester, R. N. 1998, MNRAS, 298, 625  
 van Kerkwijk, M. H. & Kulkarni, S. R. 2001, A&A, 380, 221  
 Vivekanand, M. & Narayan, R. 1981, Journal of Astrophysics and Astronomy, 2, 315  
 Wang, J. C. L. 1997, ApJ, 486, L119  
 Young, M. D., Manchester, R. N., & Johnston, S. 1999, Nature, 400, 848  
 Zane, S., Haberl, F., Cropper, M., Zavlin, V. E., Lumb, D., Sembay, S., & Motch, C. 2002, MNRAS, in press (astro-ph/0203105)  
 Zavlin, V. E., Pavlov, G. G., Sanwal, D., & Trümper, J. 2000, ApJ, 540, L25