

The “Mysterious” Origin of Brown Dwarfs

Paolo Padoan¹

Jet Propulsion Laboratory, California Institute of Technology, MS 169-506, 4800 Oak Grove Drive, Pasadena, CA 91109

Åke Nordlund²

Astronomical Observatory and Theoretical Astrophysics Center, Juliane Maries Vej 30, DK-2100 Copenhagen, Denmark

ABSTRACT

Hundreds of brown dwarfs (BDs) have been discovered in the last few years in stellar clusters and among field stars. BDs are almost as numerous as hydrogen burning stars and so any theory of star formation should also explain their origin. The “mystery” of the origin of BDs is that their mass is more than 10 times smaller than the average Jeans’ mass in star-forming clouds, and yet they are so common. In this paper we propose that BDs are formed in the same way as more massive hydrogen burning stars, that is by the process of turbulent fragmentation. Supersonic turbulence in molecular clouds generates an approximately Log–Normal probability density distribution (PDF) of gas density. A fraction of the cores formed by the turbulent flow with BD mass are dense enough to be gravitationally unstable. Our model for the initial mass function (IMF), based on scaling properties of turbulent fragmentation, predicts a relative abundance of BDs in agreement with the observational data. The BD abundance is found to depend on the rms turbulent velocity of the star-forming gas, with a larger BD abundance in regions of stronger turbulence, as observed. The BD abundance predicted by our analytical model of the IMF is also confirmed by numerical simulations of supersonic turbulence.

Subject headings: turbulence – ISM: kinematics and dynamics – radio astronomy: interstellar: lines

¹padoan@ted.jpl.nasa.gov

²aake@astro.ku.dk

1. Introduction

A large number of Brown Dwarfs (BDs) have been discovered in the last few years, both within stellar clusters (e.g. Bouvier et al. 1998; Martín et al. 1998; Zapatero Osorio et al. 2000; Luhman et al. 2000; Hillenbrand & Carpenter 2000; Najita et al. 2000; Comerón et al. 2000; Luhman 2000; Moraux et al. 2001; Béjar et al. 2001; Martín et al. 2001; Lodieu et al. 2002) and among field stars (e.g. Kirkpatrick et al. 1999, 2000; Chabrier 2002). It is now well established that BDs do not hide a significant amount of baryonic dark matter, at least in our galaxy (e.g. Najita et al. 2000; Béjar et al. 2001; Chabrier 2002). The stellar initial mass function (IMF) is in fact flat or decreasing toward sub-stellar masses.

On the other hand, even if the total mass of BDs is not dynamically important, their abundance relative to hydrogen burning stars is so large that their existence cannot be overlooked in the context of a theory of star formation. According to cluster and field IMFs extended to sub-stellar masses, there are almost as many BDs as regular stars (e.g. Béjar et al. 2001; Chabrier 2002). BDs may be relevant also for understanding the formation of planets, since their mass is intermediate between that of hydrogen burning stars ($M > 0.07\text{--}0.08 M_{\odot}$) and that of planets ($M < 0.011\text{--}0.013 M_{\odot}$, using the deuterium burning limit to separate planets from BDs).

Surprisingly, very little theoretical research has addressed the problem of the formation of BDs. Most theoretical research on BDs is concerned with modeling the structure and evolution of sub-stellar objects and their atmospheres, in order to derive their observational properties (e.g. Chabrier et al. 2000; Chabrier & Baraffe 2000; Baraffe et al. 2002).

The thermal Jeans' mass at the mean density and temperature of a typical star-forming cloud is of the order of $1 M_{\odot}$. Based on the usual assumption that the Jeans' mass is an approximate estimate of the lower limit to the stellar mass (Larson 1992; Elmegreen 1999), the formation of BDs is an unsolved problem.

Recent observational results have shown that the mass distribution of prestellar condensations is indistinguishable from the stellar IMF (Motte et al. 1998; Testi & Sargent 1998; Onishi et al. 1999; Johnstone et al. 2000b,a; Motte et al. 2001; Johnstone et al. 2001), both in the functional shape and in the range of masses. The problem of the formation of BDs in

molecular clouds with a Jeans' mass much larger than the mass of BDs is thus unlikely to be solved by relying on a significant mass difference between a single collapsing core and its final star.

Elmegreen (1999) has stressed the importance of BDs for testing star formation theories. He has proposed that BDs are more abundant in ultracold regions in the inner disk of M31 or in spiral-arm dust lanes than in normal star-forming clouds. He assumes that the smallest stellar mass is of the order of the thermal Jeans' mass and therefore the BD abundance should increase with decreasing gas temperature or increasing pressure. His argument is consistent with the present work, but it is not developed to the point of providing a prediction for the origin of BDs in typical star-forming clouds. This is in part due to Elmegreen's point of view that BDs are rare under normal conditions. Our point of view, based also on more recent observational data, is that they are instead born very frequently also outside of ultracold regions in typical star-forming clouds, where the problem of their origin must also be addressed.

Reipurth & Clarke (2001) have proposed that BDs are the leftover of a prematurely interrupted accretion process. Their model assumes that stars are born as multiple systems of small "embryos" sharing a common reservoir of accreting gas. The accretion process of one of them is "aborted" when it is ejected by gravitational interaction with a pair of companions. Since Reipurth & Clarke (2001) recognize that BDs are probably as numerous as low mass stars, it should be concluded that basically every star has to be formed in this way. This model does not solve the problem of the origin of BDs, it actually makes it more difficult, since it requires an explanation for the origin of "embryos" of mass even smaller than the BD mass. Furthermore, a protostellar disk around a BD has already been detected (Natta & Testi 2001), suggesting that BDs are formed in a similar way as low mass stars, rather than being the result of an "aborted" accretion process due to "embryo ejection".

In the present work we show that the existence of BDs is consistent with our scenario of turbulent fragmentation (Padoan & Nordlund 1999; Padoan et al. 2001; Padoan & Nordlund 2002; Nordlund & Padoan 2002). Our model for the origin of the stellar IMF (Padoan & Nordlund 2002) predicts the formation of BDs. The present work is a more extensive and focused discussion of this prediction. We first compute the upper limit to the BD abundance in § 2, based on

the probability density function (PDF) of gas density in supersonic turbulence. In § 3 we compute the actual BD abundance, according to our analytical model of the stellar IMF, and in § 4 we show that numerical simulations of supersonic magneto-hydrodynamic (MHD) turbulence provide support for our analytical model. Results are summarized and conclusions drawn in § 5.

2. An Upper Limit to the BD Abundance

The gas density and velocity fields in star-forming clouds are highly non-linear due to the presence of supersonic turbulence. The kinetic energy of turbulence is typically 100 times larger than the gas thermal energy on the scale of a few pc (the typical rms Mach number is of the order of 10) and the gas is roughly isothermal, so that very large compressions due to a complex network of interacting shocks cannot be avoided. Under such conditions the concept of gravitational instability, based on a comparison between gravitational and thermal energies alone in a system with mild perturbations, does not apply. Dense cores of any size can be formed, independent of the Jeans' mass. Those cores that are massive and dense enough (larger than their own Jeans' mass) collapse into protostars, while smaller subcritical ones reexpand into the turbulent flow. This is a process that we call turbulent fragmentation, to stress the point that stars and BDs, formed in supersonically turbulent clouds, are not the result of gravitational fragmentation.

Nevertheless, the idea of a critical mass for gravitational collapse is often applied to star forming clouds. The critical mass is defined as the Jeans' or the Bonnor-Ebert's mass computed with the average density, temperature and pressure. The effect of the kinetic energy of turbulence is modeled as an external pressure, $P_t \sim \rho \sigma_v^2$, where ρ is the gas density and σ_v is the rms velocity of the turbulence. Elmegreen (1999), for example, has proposed that the minimum stellar mass is of the order of this Bonnor-Ebert mass. The minimum stellar mass in typical star-forming clouds is then of the order of 1 M_\odot , which contradicts the relatively large abundance of BDs.

Dense cores formed by the turbulent flow need to be larger than their Jeans' mass to collapse. Therefore, a necessary condition for the formation of BDs by supersonic turbulence is the existence of a finite mass fraction, in the turbulent flow, with density at least as high as the critical one for the collapse of a

BD mass core. If the local Jeans mass is

$$m_J = 1.2 M_\odot \left(\frac{T}{10 \text{ K}} \right)^{3/2} \left(\frac{n}{10^3 \text{ cm}^{-3}} \right)^{-1/2}, \quad (1)$$

the condition $m_J < 0.08 M_\odot$ corresponds to $n > n_{J,BD} = 3 \times 10^5 \text{ cm}^{-3}$. The fraction of the total mass of the system that can form BDs is given by the probability that $n > n_{J,BD}$. This is $\int_{n_{J,BD}}^{\infty} p(n) dn$, where $p(n)$ is the probability density function (PDF) of the gas density n . This probability can be interpreted as a fractional volume and therefore the mass fraction available for the formation of BDs is:

$$f_{BD} = \frac{\int_{n_{J,BD}}^{\infty} n p(n) dn}{\int_0^{\infty} n p(n) dn} \quad (2)$$

It is important to stress that f_{BD} is *not* the BD mass fraction, but only the mass fraction of the gas that *could* end up in BDs, or the upper limit for the BD mass fraction. Most likely the star formation process is rather inefficient for BDs as it is for hydrogen burning stars, and so the actual fractional mass in BDs may be significantly smaller than f_{BD} .

One of the most important universal properties of turbulent fragmentation is that the PDF of gas density is Log-Normal for an isothermal gas, so that

$$p(n)dn = \frac{1/n}{(2\pi\sigma^2)^{1/2}} \exp \left[-\frac{1}{2} \left(\frac{\ln n - \overline{\ln n}}{\sigma} \right)^2 \right] dn, \quad (3)$$

for the case of $\langle n \rangle = 1$. The average value of the logarithm of density, $\overline{\ln n}$, is determined by the standard deviation σ of the logarithm of density (a property of the Log-Normal, here used again for the case $\langle n \rangle = 1$):

$$\overline{\ln n} = -\frac{\sigma^2}{2}, \quad (4)$$

and the standard deviation of the logarithm of density, σ , is a function of the rms sonic Mach number of the flow, M_s :

$$\sigma^2 = \ln(1 + b^2 M_s^2) \quad (5)$$

or, equivalently, the standard deviation of the linear density is:

$$\sigma_\rho = b M_s \quad (6)$$

where $b \approx 0.5$ (Nordlund & Padoan 1999; Ostriker et al. 1999). This result is very useful because the rms Mach number of the turbulence in molecular clouds

is easily estimated through the spectral line width of molecular transitions and by estimating the kinetic temperature. The three dimensional PDF of gas density is then fully determined by the value of the rms Mach number.

A contour plot of f_{BD} , computed from (2) and with the Log-Normal PDF (3), on the plane $\langle n \rangle - M_s$, is shown in Figure 1. The dotted and the dashed lines correspond to values of rms Mach number and average gas density of typical Larson relations (Larson 1981; Falgarone, Puget & Pérault 1992) and of Larson relations with rms turbulent velocity twice larger than the average respectively. In molecular clouds with average Larson relation properties, approximately 0.5% of the total mass is available for the formation of BDs (dotted line in Figure 1), while in more turbulent regions, such as those forming stellar clusters, over 3% of the total mass could be used to form BDs (dashed line in Figure 1). The star formation efficiency in molecular clouds is of the order of 10% and the typical stellar mass of the order of $1 M_\odot$. If most of the available 0.5% of the total mass were turned into BDs of approximately $0.05 M_\odot$, the number of BDs would be comparable to the number of hydrogen burning stars. However, it is likely that only a small fraction of the densest gas is fragmented by the turbulence in cores of mass comparable to a BD mass. In that case, BDs can be as numerous as hydrogen burning stars only in regions of enhanced turbulence, where, as shown by the dashed line in Figure 1, f_{BD} can be as high as a few percent.

3. The Brown Dwarf IMF from Turbulent Fragmentation

In order to provide a quantitative estimate of the BD abundance, a model for the structure of the density distribution is required. There has been significant progress in the analytical theory of supersonic turbulence in recent works (Boldyrev 2002; Boldyrev, Nordlund & Padoan 2002; Boldyrev et al. 2002; Padoan et al. 2002). Some results regarding the scaling of structure functions of the density field are already available (Nordlund & Padoan 2002; Padoan et al. 2002) and could be used in the future for a rigorous analytical study of the process of turbulent fragmentation.

A simple model of the expected mass distribution of dense cores generated by supersonic turbulence has been proposed in Padoan & Nordlund (2002), on the

basis of the two following assumptions: i) The power spectrum of the turbulence is a power law; ii) the typical size of a dense core scales as the thickness of the postshock gas. The first assumption is a basic result for turbulent flows and holds also in the supersonic regime (Boldyrev, Nordlund & Padoan 2002). The second assumption is suggested by the fact that postshock condensations are assembled by the turbulent flow in a dynamical time, of the order of or shorter than their free-fall time. Condensations of virtually any size can therefore be formed, independent of their Jeans' mass.

With these assumptions, together with the jump conditions for MHD shocks (density contrast proportional to the Alfvénic Mach number of the shock), the mass distribution of dense cores, $N(m)$, can be related to the power spectrum of turbulent velocity, $E(k) \propto k^{-\beta}$. The result is the following expression for the core mass distribution:

$$N(m) d \ln m \propto m^{-3/(4-\beta)} d \ln m . \quad (7)$$

If the turbulence spectral index β is taken from the analytical prediction (Boldyrev, Nordlund & Padoan 2002), which is consistent with the observed velocity dispersion-size Larson relation (Larson 1979, 1981) and with our numerical results (Boldyrev, Nordlund & Padoan 2002), then $\beta \approx 1.74$ and the mass distribution is

$$N(m) d \ln m \propto m^{-1.33} d \ln m , \quad (8)$$

almost identical to the Salpeter stellar IMF (Salpeter 1955).

While massive cores are usually larger than their local Jeans' mass, m_J , the probability that small cores are dense enough to collapse is determined by the PDF of gas density. Because of the intermittent nature of the Log-Normal PDF, even very small (sub-stellar) cores have a finite chance to be dense enough to collapse. If $p(m_J) dm_J$ is the Jeans' mass distribution obtained from the PDF of gas density (Padoan, Nordlund & Jones 1997), the fraction of cores of mass m with gravitational energy in excess of their thermal energy is given by the integral of $p(m_J)$ from 0 to m . The mass distribution of collapsing cores is therefore

$$N(m) d \ln m \propto m^{-3/(4-\beta)} \left[\int_0^m p(m_J) dm_J \right] d \ln m . \quad (9)$$

Plots of $N(m)$ as a function of physical parameters are shown in Padoan & Nordlund (2002). The mass

distribution is found to be a power law, determined by the power spectrum of turbulence, for masses larger than approximately $1 M_{\odot}$. At smaller masses the mass distribution flattens, reaches a maximum at a fraction of a solar mass, and then decreases with decreasing stellar mass. The mass distribution peaks at approximately $0.4 M_{\odot}$, for the values $M_s = 10$, $\langle n \rangle = 500 \text{ cm}^{-3}$, $T_0 = 10 \text{ K}$ and $\beta = 1.8$, typical of nearby molecular clouds.

Figure 2 shows two mass distributions, $N(m)$, computed for $\langle n \rangle = 500 \text{ cm}^{-3}$, $T_0 = 10 \text{ K}$, $\beta = 1.8$ and for two values of the rms Mach number at the scale of 1 pc , $M_s(1 \text{ pc}) = 4$ (thick dashed line) and $M_s(1 \text{ pc}) = 8$ (thick solid line). Turbulent energy is assumed to be injected on a scale of 30 pc . An increase in the turbulent velocity dispersion by a factor of two results in a growth of the BD abundance by a factor of approximately 10. We have chosen these two Mach number values as representative of a very turbulent region, the Orion molecular cloud complex ($M_s(1 \text{ pc}) = 8$), and a rather quiescent one, the Taurus molecular cloud complex ($M_s(1 \text{ pc}) = 4$).

The IMF of the Trapezium cluster in Orion (dotted histogram), computed by Luhman et al. (2000) with D’Antona and Mazzitelli’s (1997) evolutionary models, and the IMF of the inner region of the Orion Nebula Cluster (ONC), computed by Hillenbrand & Carpenter (2000) with the same evolutionary models (thin solid histogram) are also plotted in Figure 2. We have normalized the analytical and the Trapezium IMFs to the IMF of the ONC. The ONC IMF by Hillenbrand & Carpenter (2000) contains 598 stars with mass between 0.02 and $3 M_{\odot}$. It is one of the best statistical samples of the IMF including both hydrogen burning stars and BDs. The analytical IMF with $M_s(1 \text{ pc}) = 8$ is in very good agreement with the observational data, within the statistical uncertainties. Uncertainties due to evolutionary models of BDs cannot be easily accounted for. If the Baraffe et al. (1998) evolutionary models were used, the IMF would be shallower, and a larger value of rms Mach number would be required to match the data with the analytical model. A slightly larger Mach number may be needed also to match the slightly larger BD abundance found in σ Orionis by Béjar et al. (2001), while the IMF obtained by Najita, Tiede & Carr (2000) for IC348 and the Pleiades’ IMF (Bouvier et al. 1998) are consistent with the IMF in the ONC and with the analytical IMF with $M_s(1 \text{ pc}) = 8$.

Luhman (2000) found that the number of BDs

in Taurus is 12.8 times lower than in the Trapezium cluster (Luhman et al. 2000). This result is based on a single BD detection and on several low mass stars. Although the statistical sample is very small for a good determination of the IMF, this result shows a clear deficit of BDs in Taurus relative to the Trapezium cluster. We have plotted in Figure 2 a BD mass bin (thin dashed line) that represents the Taurus BD abundance relative to the Trapezium cluster as inferred by Luhman (2000). The model with $M_s(1 \text{ pc}) = 4$ is consistent with the single BD detection in Taurus. Our analytical model is therefore successful in predicting a BD abundance that greatly increases with increasing rms turbulent velocity of the star-forming gas, as shown by the observations.

4. Numerical Results

The mass distribution of prestellar condensations can be measured directly in numerical simulations of supersonic turbulence. With a mesh of 250^3 computational cells, and assuming a size of the simulated region of a few pc, it is not possible to follow numerically the gravitational collapse of individual protostellar condensations. However, dense cores at the verge of collapse can be selected in numerical simulations by an appropriate clumpfind algorithm. This algorithm selects cores by scanning the full range of density levels. It eliminates large cores that are fragmented into smaller and denser ones. Cores are also excluded if their gravitational energy is not large enough to overcome thermal and magnetic support against the collapse, since only collapsing cores are selected.

A mass distribution of collapsing cores, derived from the density distribution in a numerical simulation is shown in Figure 3. The mass distribution is computed from two snapshots of a 250^3 simulation with rms Mach number $M_s \approx 10$, corresponding to $M_s(1 \text{ pc}) \approx 6$. We have used a random external force on large scale and an isothermal equation of state (for details of the numerical method see Padoan & Nordlund (1999) and references therein).

The average gas density has been scaled to 500 cm^{-3} and the size of the computational box to 10 pc . These values have been chosen to be able to select condensations in a range of masses from a sub-stellar mass to approximately $10 M_{\odot}$. With this particular values of average gas density and size of the computational box, the smallest mass that can be achieved numerically is $0.057 M_{\odot}$. The mass distribution above

$1 M_{\odot}$ is a power law consistent with our analytical result and with the observations. Below $1 M_{\odot}$ the histogram flattens and then turns around at approximately $0.3 M_{\odot}$, also consistent with the analytical theory and the observations.

The total mass in collapsing cores is only 5% of the total mass in the computational box. This result is consistent with a typical star formation efficiency of a few percent in molecular clouds.

This numerical mass distribution contains a significant number of BDs, as predicted by the analytical model. The analytical mass distribution, $N(m)$, computed with the same physical parameters used in the numerical simulation ($\langle n \rangle = 500 \text{ cm}^{-3}$, $T_0 = 10 \text{ K}$, $\beta = 1.8$, $M_s(1 \text{ pc}) = 6$ and largest turbulent scale of 10 pc) is plotted in Figure 3 as a dashed line. There is no free parameter to adjust the shape of the analytical function and its mass scale, once the values of density, temperature, and rms Mach number have been specified to agree with those assumed in the numerical model. Therefore, the agreement between the numerical and the analytical mass distributions provides strong support for the present model of the origin of BDs. With an even larger numerical mesh, even smaller masses would be selected from the numerical simulation, and the mass distribution would be sampled all the way to planetary masses.

5. Summary and Conclusions

In this work we have proposed that BDs are formed in the same way as stars of any other mass, that is by the gravitational collapse of a protostellar core assembled by turbulent shocks. The statistical properties of supersonic turbulent flows determine the functional form of the IMF. The shape of the IMF below a solar mass becomes flatter than it is at larger masses because an increasingly smaller fraction of turbulent condensations are massive enough to be gravitationally unstable. BDs can be almost as abundant as hydrogen burning stars if the rms Mach number of the flow is sufficiently large to form many BD mass cores that are dense enough to be gravitationally unstable.

Our model provides a successful prediction of the stellar IMF, over the whole range of masses, from BDs to massive stars. The IMF is most sensitive to the physical properties of the star-forming gas for small masses, in particular sub-stellar ones. The model predicts the scarcity of BDs in relatively quiescent regions such as Taurus and their large abundance in

more turbulent cluster forming regions such as Orion, in agreement with the observations.

We are grateful to Kevin Luhman for valuable discussions on the stellar IMF in clusters. The work of PP was performed while PP held a National Research Council Associateship Award at the Jet Propulsion Laboratory, California Institute of Technology. The work of ÅN was supported by a grant from the Danish Natural Science Research Council, and in part by the Danish National Research Foundation, through its establishment of the Theoretical Astrophysics Center.

References

- Béjar, V. J. S., Martín, E. L., Zapatero Osorio, M. R., Rebolo, R., Barrado y Navascués, D., Bailer-Jones, C. A. L., Mundt, R., Baraffe, I., Chabrier, C., & Allard, F. 2001, *ApJ*, 556, 830
- Baraffe, I., Chabrier, G., Allard, F., & Hauschildt, P. H. 1998, *A&A*, 337, 403
- . 2002, *A&A*, 382, 563
- Boldyrev, S. 2002, *ApJ*, 569, 841
- Boldyrev, S., Nordlund, Å., Padoan, P. 2002a, *ApJ*, in press (see also astro-ph/0111345)
- Boldyrev, S., Nordlund, Å., Padoan, P. 2002b, *Phys. Rev.*, submitted (see also astro-ph/0203452)
- Bouvier, J., Stauffer, J. R., Martin, E. L., Barrado y Navascués, D., Wallace, B., & Bejar, V. J. S. 1998, *A&A*, 336, 490
- Chabrier, G. 2002, *ApJ*, 567, 304
- Chabrier, G. & Baraffe, I. 2000, *ARA&A*, 38, 337
- Chabrier, G., Baraffe, I., Allard, F., & Hauschildt, P. 2000, *ApJ*, 542, 464
- Comerón, F., Neuhauser, R., & Kaas, A. A. 2000, *A&A*, 359, 269
- Elmegreen, B. G. 1999, *ApJ*, 522, 915
- Falgarone, E., Puget, J. L., & Pérault, M. 1992, *A&A*, 257, 715
- Hillenbrand, L. A. & Carpenter, J. M. 2000, *ApJ*, 540, 236

- Johnstone, D., Fich, M., Mitchell, G. F., & Moriarty-Schieven, G. 2001, *ApJ*, 559, 307
- Johnstone, D., Wilson, C. D., Moriarty-Schieven, G., Giannakopoulou-Creighton, J., & Gregersen, E. 2000a, *ApJS*, 131, 505
- Johnstone, D., Wilson, C. D., Moriarty-Schieven, G., Joncas, G., Smith, G., Gregersen, E., & Fich, M. 2000b, *ApJ*, 545, 327
- Kirkpatrick, J. D., Reid, I. N., Liebert, J., Cutri, R. M., Nelson, B., Beichman, C. A., Dahn, C. C., Monet, D. G., Gizis, J. E., & Skrutskie, M. F. 1999, *ApJ*, 519, 802
- Kirkpatrick, J. D., Reid, I. N., Liebert, J., Gizis, J. E., Burgasser, A. J., Monet, D. G., Dahn, C. C., Nelson, B., & Williams, R. J. 2000, *AJ*, 120, 447
- Larson, R. B. 1979, *MNRAS*, 186, 479
- . 1981, *MNRAS*, 194, 809
- Larson, R. B. 1992, *MNRAS*, 256, 641
- Lodieu, N., Caux, E., Monin, J.-L., & Klotz, A. 2002, *A&A*, 383, L15
- Luhman, K. L. 2000, *ApJ*, 544, 1044
- Luhman, K. L., Rieke, G. H., Young, E. T., Cotera, A. S., Chen, H., Rieke, M. J., Schneider, G., & Thompson, R. I. 2000, *ApJ*, 540, 1016
- Martín, E. L., Basri, G., Zapatero-Osorio, M. R., Rebolo, R., & López, R. J. G. . 1998, *ApJ*, 507, L41
- Martín, E. L., Dougados, C., Magnier, E., Ménard, F., Magazzù, A., Cuillandre, J.-C., & Delfosse, X. 2001, *ApJ*, 561, L195
- Morau, E., Bouvier, J., & Stauffer, J. R. 2001, *A&A*, 367, 211
- Motte, F., André, P., Ward-Thompson, D., & Bon-temps, S. 2001, *A&A*, 372, L41
- Motte, F., Andre, P., & Neri, R. 1998, *A&A*, 336, 150
- Najita, J. R., Tiede, G. P., & Carr, J. S. 2000, *ApJ*, 541, 977
- Natta, A. & Testi, L. 2001, *A&A*, 376, L22
- Nordlund, Å. & Padoan, P. 1999, in *Interstellar Turbulence*, ed. J. Franco & A. Carramiñana (Cambridge University Press), 218
- Nordlund, A. & Padoan, P. 2002, in *Simulations of magnetohydrodynamic turbulence in astrophysics: recent achievements and perspectives*, ed. E. Falgarone & T. Passot, *Lecture Notes in Physics* (Springer), astro-ph/02mmxxx
- Onishi, T., Mizuno, A., Kawamura, A., & Fukui, Y. 1999, in *Star Formation 1999*, *Proceedings of Star Formation 1999*, held in Nagoya, Japan, June 21 - 25, 1999, Editor: T. Nakamoto, Nobeyama Radio Observatory, p. 153-158, 153-158
- Ostriker, E. C., Gammie, C. F., & Stone, J. M. 1999, *ApJ*, 513, 259
- Padoan, P., Juvela, M., Goodman, A. A., & Nordlund, Å. 2001, *ApJ*, 553, 227
- Padoan, P. & Nordlund, Å. 1999, *ApJ*, 526, 279
- Padoan, P., Nordlund, Å., & Jones, B. 1997, *MNRAS*, 288, 145
- Padoan, P., Nordlund, Å. 2002, *ApJ*, submitted (see also astro-ph/0011465)
- Padoan, P. et al. 2002, *ApJ*, submitted
- Reipurth, B. & Clarke, C. 2001, *AJ*, 122, 432
- Salpeter, E. E. 1955, *ApJ*, 121, 161
- Testi, L. & Sargent, A. I. 1998, *ApJ*, 508, L91
- Zapatero Osorio, M. R., Béjar, V. J. S., Martín, E. L., Rebolo, R., Barrado y Navascués, D., Bailer-Jones, C. A. L., & Mundt, R. 2000, *Science*, 290, 103

Figure captions:

Figure 1: Contour plot of the fractional mass available for the formation of BDs, f_{BD} , on the plane of gas density–rms Mach number, $\langle n \rangle$ – M_s . The dotted line corresponds to values of rms Mach number and average gas density of typical Larson relations; the dashed line is for Larson relations with rms velocity twice larger than the average.

Figure 2: Analytical mass distributions, $N(m)$, computed for $T_0 = 10$ K, $\beta = 1.8$ and for two values of the rms Mach number at the scale of 1 pc, $M_s(1 \text{ pc}) = 4$ (thick dashed line) and $M_s(1 \text{ pc}) = 8$ (thick solid lines). Turbulent energy is assumed to be injected on a scale of 30 pc, with average density of $\langle n \rangle = 170 \text{ cm}^{-3}$. The IMF of the Trapezium cluster in Orion (dotted histogram), computed by Luhman et al. (2000) with D’Antona and Mazzitelli’s (1997) evolutionary models, and the IMF of the inner region of the Orion Nebula Cluster (ONC), computed by Hillenbrand & Carpenter (2000) with the same evolutionary models (thin solid histogram) are also plotted.

Figure 3: Solid line: Mass distribution of collapsing cores, derived from the density distribution of two snapshots of a 250^3 simulation with rms Mach number $M_s \approx 10$, external random forcing on large scale and isothermal equation of state. The simulation is scaled to physical units assuming $\langle n \rangle = 500 \text{ cm}^{-3}$, $T_0 = 10$ K, and a mesh size of 10 pc, which yields $M_s(1 \text{ pc}) \approx 6$. The fractional mass in collapsing cores is only 5% of the total mass. Dashed line: Analytical mass distribution, $N(m)$, computed for $\langle n \rangle = 500 \text{ cm}^{-3}$, $T_0 = 10$ K, $\beta = 1.8$ and $M_s(1 \text{ pc}) = 6$. Turbulent energy is assumed to be injected on a scale of 10 pc.

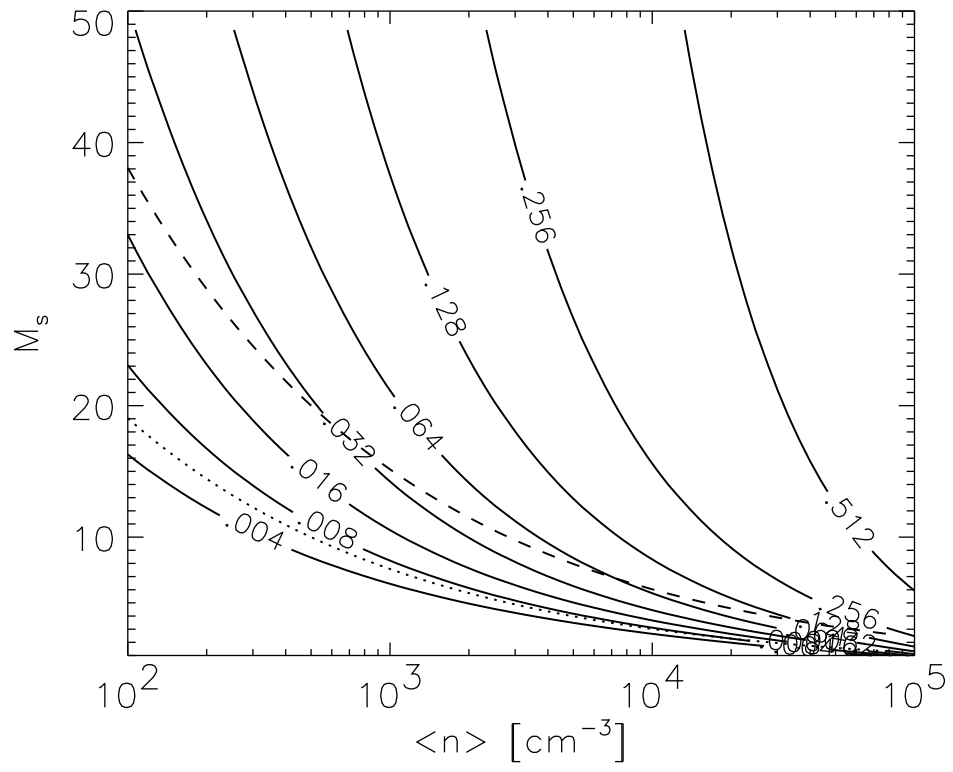


Fig. 1.—

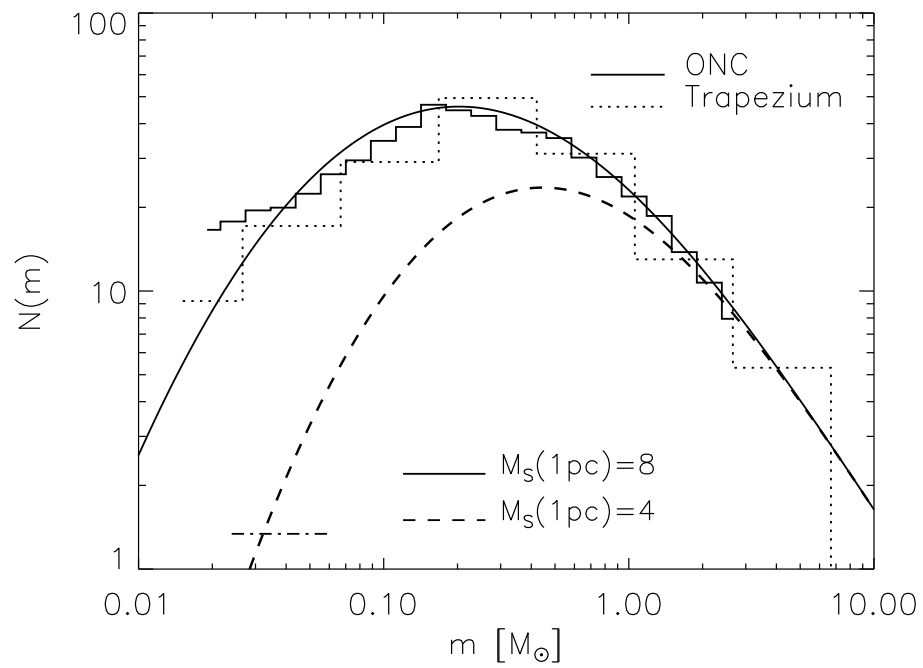


Fig. 2.—

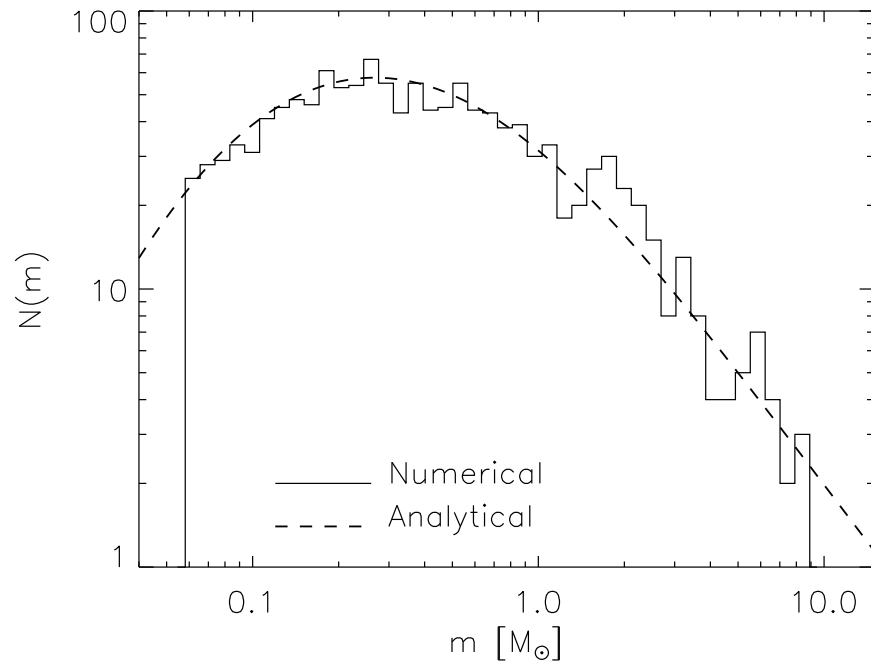


Fig. 3.—