

A New Feature in the Interstellar Extinction Curve at 2700 Å: Diamonds in the Rough?¹

Geoffrey C. Clayton², Karl D. Gordon³, Adolf N. Witt⁴, L.J. Allamandola⁵, Peter G. Martin⁶, F. Salama⁵, T. P. Snow⁷, D.C.B. Whittet⁸, Michael J. Wolff⁹, and Tracy L. Smith²

ABSTRACT

New *Space Telescope Imaging Spectrograph (STIS)* and archival *International Ultraviolet Explorer (IUE)* data were used to search for structure in the ultraviolet interstellar extinction curve. Between 1250 and 3200 Å, in addition to the well-known 2175 Å bump, there is only one fairly small (10%) absorption feature at 2700 Å. The feature is very broad ($\gtrsim 400$ Å). It coincides extremely well in position and shape with laboratory measurements of presolar diamond grains found in meteorites. As this feature appears in both the new STIS and archival IUE data, it is unlikely to be an instrumental effect. This feature appears to be ubiquitous in the ISM as it is seen along sightlines toward various clouds with reddenings in the range of $E(B-V) = 0.35$ to 1.73 mag. The identification with diamonds remains tentative since it is based on a single, weak feature. If the

¹Based on observations made with the NASA/ESA Hubble Space Telescope, which is operated by the Association of Universities for Research in Astronomy, Inc., under NASA contract NAS 5-26555.

²Department of Physics and Astronomy, Louisiana State University, Baton Rouge, LA 70803; gclayton@fenway.phys.lsu.edu, tsmith@dirty.phys.lsu.edu

³Steward Observatory, University of Arizona, Tucson, AZ 85721; kgordon@as.arizona.edu

⁴Ritter Observatory, 2801 W. Bancroft, University of Toledo, Toledo, OH 43606; awitt@dusty.astro.utoledo.edu

⁵NASA-Ames Research Center, Space Science Division, MS: 245-6, Moffett Field, CA 94035-1000; lallamandola@mail.arc.nasa.gov, fsalama@mail.arc.nasa.gov

⁶Canadian Institute for Theoretical Astrophysics, University of Toronto, Toronto, Ontario M5S 3H8, Canada; pgmartin@cita.utoronto.ca

⁷Center for Astrophysics and Space Astronomy, 389-UCB, University of Colorado, Boulder, CO 80309-0389; tsnow@casa.colorado.edu

⁸Department of Physics, Rensselaer Polytechnic Institute, Troy, NY 12180-3522; doug@whittet.phys.rpi.edu

⁹Space Science Institute, 3100 Marine Street, Ste A353 Boulder, CO 80303-1058; wolff@colorado.edu

feature is due to interstellar diamonds then they require an order of magnitude more absorption strength per gram cm^{-2} than the presolar meteoritic diamonds measured in the lab

Subject headings: ISM: dust, extinction —ultraviolet: ISM

1. Introduction

Until fairly recently, the popular models for dust grains in the diffuse interstellar medium (ISM) were fairly simple, having two or three major components (e.g., Mathis, Rumpl, & Nordsieck 1977 (MRN); Greenberg 1989). The chemical composition of the diffuse ISM dust grains has been the most difficult problem since the available observational data typically do not provide identifications with specific materials. Many solids have been suggested including silicates, various carbon compounds, metals and complex organic molecules (MRN; Greenberg 1989; Witt 2000). Some materials suggested early on are still part of the mix. Graphite has been a popular grain constituent since it was associated with the 2175 Å extinction bump (Stecher & Donn 1965). Two silicate features and a band due to hydrocarbons in the IR are widely observed, providing some of the few firm identifications of a grain material (e.g., Woolf, & Ney 1969; Gillett, & Forrest 1973; Wickramasinghe & Allen 1980). Many common absorption and emission features are still unidentified, most famously the Diffuse Interstellar Bands (DIBs) (Snow 2001) and the Unidentified IR emission bands. The latter are usually ascribed to polycyclic aromatic hydrocarbons (PAHs), but some open questions remain (Chan et al. 2001). Most recently, a population of very small grains (nanoparticles) has been suggested to account for excess emission in the red and IR (e.g., Witt 2000).

Presolar interstellar grains have been preserved in the Solar System in meteorites and Interplanetary Dust Particles (IDPs) (Brownlee 1987). Lewis et al. (1987) made the unexpected discovery that meteorites contain large numbers of very small (1-4 nm) diamonds that apparently are interstellar in origin. They are characterized by a xenon isotopic anomaly implying a supernova (SN) origin (Ozima & Mochizuki 1993). These diamonds are by far the most common form of identified presolar material found in meteorites. Their abundance is $\gtrsim 1000$ ppm of the matrix while the next two most abundant presolar grains are SiC (6-20 ppm) and graphite (<4 ppm) (Alexander 2001; Jørgensen & Andersen 2002).

Suggested methods for nanodiamond formation include chemical-vapor-deposition in Type II SN ejecta (Clayton et al. 1995), grain-grain collisions in shocks associated with SN explosions (Tielens et al. 1987), annealing of small hydrocarbon grains by UV radiation near a SN (Nuth & Allen 1996) and irradiation of carbon grains by high-energy particles

(Ozima & Mochizuki 1993). Clayton et al. (1995) suggest that the ISM could contain 10^{16} nanodiamonds per gm if the diamonds make up the same 3% of interstellar carbon that they comprise of meteoritic carbon. Tielens et al. (1987) estimate that $\sim 5\%$ of interstellar carbon is locked up in small diamond grains. If so, these small grains may be an important continuum extinction component (Tielens et al. 1987; Lewis, Anders, & Draine 1989).

Several possible identifications of IR absorption and emission features near 3.4 and $21\ \mu\text{m}$ with diamonds have been suggested in both circumstellar and interstellar environments (Van Kerckhoven, Tielens, & Waelkens 2002; Duley & Grishko 2001; Jones & d’Hendecourt 2000; Guillois, Ledoux, & Reynaud 1999; Hill, Jones, & d’Hendecourt 1998; Allamandola et al. 1992). However, none of these observational identifications has been definitive (e.g., Brooke, Sellgren, & Smith 1996). In addition, Hill et al. (1998) point out that the IR spectra of the presolar nanodiamonds have many features due to various adsorbates resulting from their chemical treatment. They conclude that these laboratory spectra are probably useless for searching for diamonds outside the Solar System. A UV absorption feature was found at $2700\ \text{\AA}$ in the spectra of presolar diamonds from the Murchison meteorite (Mutschke et al. 1995). This feature is ~ 45 times stronger than the IR features measured for the same meteorite implying that the ultraviolet may be most likely place to detect interstellar diamonds (Braatz et al. 2000). Also, the $2700\ \text{\AA}$ feature is seen in terrestrial diamonds implying that it is not the result of chemical treatment.

In this letter, we report the detection of a $2700\ \text{\AA}$ feature in the interstellar UV extinction curve that coincides well with the presolar diamond feature. Other possible carriers for this feature, including PAHs, will be investigated in a follow-on paper.

2. Observations

Three reddened stars were observed with HST whose sightlines pass through relatively dense clouds; HD 194279 ($E(B-V)=1.32$) and HD 229059 ($E(B-V)=1.73$) in the Cyg OB2 cloud and HD 283809 ($E(B-V)=1.57$) in the Taurus dark cloud. All three sightlines show evidence for the $3.4\ \mu\text{m}$ absorption feature (Smith, Sellgren, & Brooke 1993; Pendleton et al. 1994). The $3.4\ \mu\text{m}$ feature is a C-H stretch attributed to aliphatic hydrocarbons indicating that organic molecules are present (Pendleton & Allamandola 2002 and references therein). Also observed were the unreddened standards HD 51038 and HD 151805, selected to closely match the reddened stars’ spectral types for the purpose of constructing extinction curves.

The five stars were observed with STIS/HST, the MAMA detectors, and the G140L ($1150\text{--}1730\ \text{\AA}$) and G230L ($1570\text{--}3180\ \text{\AA}$) gratings. These low resolution gratings provide

two-pixel resolutions of 1.2 Å (G140L) and 3.2 Å (G230L). The details of the observations and reductions are given in Clayton et al. (2002, in preparation). The individual G140L and G230L spectra were combined, weighted by their uncertainties in the overlap region. The STIS spectra of HD 283809 and HD 51038 are shown in the bottom panel of Figure 1.

In addition, IUE data for other reddened stars, HD 14442 ($E(B-V) = 0.73$), HD 17505 ($E(B-V)=0.75$), HD 29647 ($E(B-V) = 1.03$), HD 34078 ($E(B-V) = 0.53$), HD 62542 ($E(B-V) = 0.35$), HD 148379 ($E(B-V) = 0.72$), and HD 154368 ($E(B-V) = 0.76$, along with matching unreddened stars, HD 38666, HD 65904, HD 164794, HD 165024, and HD 188209 were obtained from the Multimission Archive at the Space Telescope Science Institute (MAST).

Extinction curves were constructed using the standard pair method (e.g., Massa, Savage, & Fitzpatrick 1983). Uncertainties in the extinction curve contain terms that depend both on the broadband photometric uncertainties as well as uncertainties in the STIS and IUE fluxes. Details of our error analysis are given in Gordon & Clayton (1998). The maximum correlated uncertainty in the extinction curves due to optical photometry and mismatch uncertainties are estimated to be $\lesssim 2\%$.

Each extinction curve was fit with the Fitzpatrick & Massa (1990, hereafter FM) parameterization of the UV extinction curve. This parameterization has a functional form with six parameters. The FM fits were done using a method very similar to that used by Fitzpatrick & Massa (1990) (iterating between fitting the four continuum extinction coefficients (c_1, c_2, c_3, c_4) and the bump shape (x_0 and γ)). Three regions of the extinction curve were excluded from our FM fits. The excluded regions were 3.4 - 4.0 μm^{-1} which contains the suspected 2700 Å (3.7 μm^{-1}) feature, 6.4 - 6.6 μm^{-1} and 7.1 - 7.3 μm^{-1} which contain significant stellar-wind line mismatches. No significant biases were created by excluding these three regions from the fit. If the 3.4 - 4.0 μm^{-1} region is included, the fit attempts to smooth out the new feature at 3.7 μm^{-1} . This new fit does not remove or significantly decrease the feature. It just weakens it slightly. Excluding the two regions around 6.5 and 7.2 μm^{-1} (spectral line mismatches) has no significant effect on the fit.

3. The 2700 Å Feature

For each of the eight reddened stars, the FM fit was subtracted from the extinction curve to search for new structure. The spectra, extinction curve and extinction-minus-FM-fit curve for HD 283809 are shown in Figure 1. There is a residual absorption feature at $\sim 3.7 \mu\text{m}^{-1}$ (2700 Å) with a FWHM of $\sim 0.3 \mu\text{m}^{-1}$ (± 220 Å). The depth of the absorption is ~ 0.02 in units of $A(\lambda)/A(V)$. Therefore, the absorption feature has an amplitude of approximately

10% (in flux) given that $A(V) = 5.73$ mag for the sightline towards HD 283809. Of the other sightlines examined, HD 29647, HD 34078, HD 148379, HD 154368, HD 194279, and HD 229059, all clearly show the 2700 Å absorption feature (See Figure 2). The feature may also be present in HD 14442, HD 17505, and HD 62542 but the S/N in their extinction curves is low. The feature is seen in both STIS and IUE data and so it is highly unlikely to be an instrumental effect. Also, this feature appears to be ubiquitous in the ISM as it is seen along sightlines toward various clouds with reddenings in the range of $E(B-V) = 0.35$ to 1.73 mag. The feature is very broad ($\gtrsim 400$ Å).

Even though this feature is visible in IUE extinction curves, it has escaped notice up to now. Because of the weakness of the feature, it can only be seen in a residual curve after the FM fit has been subtracted. The 2700 Å feature can be seen in the average residual extinction curve shown in Fig. 2 of Fitzpatrick & Massa (1988). Carnochan (1989) used this method to search for extinction curve structure in TD-1 data and suggested that there is a weak feature at $5.9 \mu\text{m}^{-1}$ (1700 Å). His data do not extend redward of 2550 Å. No structure near 1700 Å was seen in the extinction curves examined for this study.

4. Interstellar Diamonds?

Portions of the UV absorption spectra of diamonds from the Murchison and Allende meteorites are shown in Figure 3. The data for this plot were measured from Fig. 4 of Braatz et al. (2000) for the Murchison meteorite and Fig. 2 of Andersen et al. (1998) for the Allende meteorite. Both show an absorption feature (or edge) near 2700 Å. This feature is not due to the diamond itself, but to the bond perturbation induced in the diamond structural network by the nitrogen atoms in the diamond matrix (Braatz et al. 2000; Andersen et al. 1998). While a perfect diamond has no transitions, impurities in the diamond will induce optical activity (Tielens et al. 1987). The diamonds in the two samples contain 0.3% (Allende) and 0.8% (Murchison) nitrogen by number.

The diamond absorption profiles in Figure 3 were created by subtracting a continuum as a 5th and 7th degree polynomial for the Murchison and Allende meteorite spectra, respectively. These were chosen to be the lowest orders for which the residuals beyond the feature were well behaved. The region between 3.2 and $4.5 \mu\text{m}^{-1}$ was excluded from the fit. The continuum fits are shown in Figure 3. The 2700 Å feature in the laboratory spectrum given by Braatz et al. (2000) has an amplitude of approximately 3% for a sample concentration of approximately 0.057 mg cm^{-2} , while the spectrum given by Andersen et al. (1998) has an amplitude of approximately 2% for a sample concentration of approximately 0.088 mg cm^{-2} . Figure 2 shows the 2700 Å features for five sightlines with the measured Murchison diamond

feature overplotted for comparison. The laboratory feature’s central wavelength and profile agree well with the absorption features seen in both the STIS and IUE extinction curves. The identification with diamonds remains tentative since it is based on a single, weak feature. Another source, perhaps some mixture of PAHs, might account for the feature (Joblin, Leger, & Martin 1992; Beegle et al. 1997). Charge transfer bands in transition metal ions in silicates are another possible source (Weeks, Pigg, & Finch 1974). The particular material suggested by Weeks et al. is not a strong candidate for the 2700 Å feature. It is not a good match in central wavelength and width. In addition, there is a second $\text{Fe}^{3+}\text{Mg}_2\text{SiO}_4$ band with an f-value five times larger at 2058 Å ($4.86 \mu\text{m}^{-1}$), of which we see no trace in the extinction curves presented here. Finally, the $\text{Fe}^{3+}\text{Mg}_2\text{SiO}_4$ bands are seen only when the sample is in perfect crystalline state. There is no evidence for crystalline silicates in interstellar space beyond the circumstellar environments where a few such crystalline silicates have been detected (e.g., Li & Draine 2001). These and other possible materials will be investigated further in Clayton et al. (2002, in preparation).

It is important to note that the diamond feature is due to nitrogen impurities. Thus, the strength of the diamond feature does not directly probe the amount of carbon contained in the diamonds. Nevertheless, we can estimate the amount of carbon required in the ISM to produce the observed diamond feature directly from the band strength and amount of presolar nanodiamond material measured empirically in the lab. Using the laboratory-measured Murchison meteorite spectrum and the observed strength of the 2700 Å feature in HD 283809, there are 0.19 mg cm^{-2} of diamonds along this sightline. This translates to $2.4 \times 10^{-23} \text{ mg (H atom)}^{-1}$ using $E(\text{B-V}) = 1.57 \text{ mag}$ and the standard gas-to-dust ratio (Bohlin, Savage, & Drake 1978). Dividing by the mass of a carbon atom, this implies that one needs ~ 1200 carbon atoms per million H atoms. Adopting solar abundances, there are 391 ± 98 carbon atoms per million H atoms available in the ISM and approximately 250 carbon atoms per million H atoms in the dust (Sofia & Meyer 2001). This implies that the number of carbon atoms required for the HD 283809 sightline is in excess of that available in the ISM and dust by factors of 3 and 5, respectively. Considering that large amounts of carbon are likely to be required for other parts of the extinction curve such as the 2175 Å bump, there is probably an order of magnitude shortfall.

Meteoritic diamonds have been found with nitrogen contents up to 1.6% which is twice as much as was found in the Murchison meteorite (Huss & Lewis 1994). Terrestrial diamonds contain a maximum of 0.2% (Davies 1977). The dependence of the strength of the 2700 Å diamond feature on nitrogen content is not well known and neither is the maximum nitrogen content of meteoritic or interstellar diamonds. More laboratory work on the nitrogen impurities of meteoritic diamonds would help determine if the observed strength of the 2700 Å feature and the required amount of carbon is a problem for the identification of this feature

with interstellar diamond grains. Within the uncertainties discussed above, the amount of diamond grain material in the Galaxy can be estimated. Assuming $4 \times 10^9 M_{\odot}$ of hydrogen or 4.8×10^{66} H atoms, this implies 1.1×10^{41} grams or 5.7×10^{41} carats of diamonds. Diamond grains are not easily destroyed so the number of these grains may build up in the ISM over time, making them a significant grain component (Koike et al. 1995; Jones & d’Hendecourt 2000). However, the identification of the 2700 Å feature with diamonds depends on whether an explanation can be found for why the interstellar diamonds require an order of magnitude more absorption strength $\text{gm}^{-1} \text{cm}^{-2}$ compared to the presolar meteoritic diamonds measured in the lab.

We thank Th. Henning for suggesting the possibility of finding a diamond feature at 2700 Å. We also thank the referee, Walt Duley, for helpful comments. This work was performed under grant HST-GO-08670.01-A. Some of the data presented in this paper were obtained from MAST. Support for MAST for non-HST data is provided by the NASA Office of Space Science via grant NAG5-7584 and by other grants and contracts.

REFERENCES

- Alexander, C.M.O’D. 2001, *Phil. Trans. Royal Soc.*, 359, 1973
- Allamandola, L., Sandford, S.A, Tielens, A.G.G.M., Herbst, T.M. 1992, *ApJ*, 399, 134
- Andersen A.C., Jørgensen U.G., Nicolajsen F., Sørensen P.G., & Glejbøl K., 1998, *A&A*, 330, 1080
- Beegle, L.W., Wdowiak, T.J., Robinson, M.S., Cronin, J.R., McGehee, M.D., Clemett, S.J., & Gillette, S. 1997, *ApJ*, 487, 976
- Bohlin, R.C., Savage, B.D., & Drake, J.F. 1978, *ApJ*, 224, 132
- Braatz, A., Ott, U., Henning, Th., Jäger, C., & Jeschke, G. 2000, *Meteoritics Planet. Sci.*, 35, 75
- Brooke, T.Y., Sellgren, K., Smith, R.G. 1996, *ApJ*, 459, 209
- Brownlee, D.E. 1987, in *Interstellar Processes*, Eds. D.J. Hollenbach & H.A. Thronson (Dordrecht:Reidel), p. 513
- Cardelli, J.A., Clayton, G.C., & Mathis, J.S. 1989, *ApJ*, 345, 245
- Carnochan, D.J. 1989, in *Interstellar Dust: Contributed Papers*, ed. A.G.G.M. Tielens and L.J. Allamandola (NASA C.P. 3036), p. 11
- Chan, K.-W., et al. 2001, *ApJ*, 546, 273

- Clayton, D.D., Meyer, B.S., Sanderson, C.J., Russell, S.S., & Pillinger, C.T. 1995, *ApJ*, 447, 894
- Davies, G. 1977, *The Optical Properties of Diamond*, eds. P.L. Walker & P.A. Thrower, *Chemistry & Physics of Carbon*, Vol. 13, p. 2
- Duley, W.W., & Grishko, V.I. 2001, *ApJ*, 554, L209
- Fitzpatrick, E.L., & Massa, D. 1990, *ApJS*, 72, 163
- Fitzpatrick, E.L., & Massa, D. 1988, *ApJ*, 328, 734
- Gillett, F.C., & Forrest, W.J. 1973, *ApJ*, 179, 483
- Gordon, K. D., & Clayton, G. C. 1998, *ApJ*, 500, 816
- Greenberg, J.M. 1989, in *IAU Symp. No. 135*, 345
- Guillois, O., Ledoux, G., & Reynaud, C. 1999, *ApJ*, 521, L133
- Hill, H.G.M., Jones, A.P., & d’Hendecourt, L.B. 1998, *A&A*, 336, L41
- Huss, G.R., & Lewis, R.S. 1994, *Meteoritics*, 29, 811
- Joblin, C., Leger, A., & Martin, P. 1992, *ApJ*, 393, L79
- Jones, A.P., & d’Hendecourt, L. 2000, *A&A*, 355, 1191
- Jørgensen U.G., & Andersen A.C. 2002, *astro-ph/0111280*
- Koike, C. et al. 1995, *MNRAS*, 277, 986
- Lewis, R.S., Tang, M., Wacker, J.F., & Anders, E. 1987, *Nature*, 326, 160
- Lewis, R. S., Anders, E., & Draine, B. T. 1989, *Nature*, 339, 117
- Li, A., & Draine, B.T. 2001, *ApJ*, 550, L213
- Massa, D., Savage, B. D., & Fitzpatrick, E. L. 1983, *ApJ*, 266, 662
- Mathis, J. S., Rumpl, W., & Nordsieck, K.H. 1977, *ApJ*, 217, 425
- Mutschke, H., Dorschner, J., Henning, Th., & Jäger 1995, *ApJ*, 454, L157
- Nuth, J.A., & Allen, J.E. 1996, *Ap&SS*, 196, 117
- Ozima, M., & Mochizuki, K. 1993, *Meteoritics*, 28, 416
- Pendleton Y.J., Sandford, S.A., Allamandola, L.J., Tielens, A. G. G. M., & Sellgren, K. 1994, *ApJ*, 437, 683
- Pendleton Y.J., & Allamandola, L.J. 2002, *ApJS*, 138, 75
- Smith, R.G., Sellgren, K., & Brooke, T.Y. 1993, *MNRAS*, 263, 749
- Snow, T.P. 2001, *Spectrochimica Acta Pt. A*, 57, 615

- Sofia, U. J. & Meyer, D. M. 2001, ApJ, 554, L221
- Stecher, T.P., & Donn, B. 1965, ApJ, 142, 1681
- Tielens, A.G.G.M., Seab, C.G., Hollenbach, D.J., & McKee, C.F. 1987, ApJ, 319, L109
- Van Kerckhoven, C., Tielens, A. G. G. M., & Waelkens, C. 2002, A&A, 384, 568
- Weeks, R.A., Pigg, J.C., & Finch, C.B. 1974, Am. Mineral., 59, 1259
- Wickramasinghe, D. T., & Allen, D. A. 1980, Nature, 287, 518
- Witt, A.N. 2000, in Astrochemistry: From Molecular Clouds to PLanetary Sysytems, IAU Symp. No. 197, eds. Y.C. Minh & E.F. van Dishoeck, p. 317
- Woolf, N.J., & Ney, E.P. 1969, ApJ, 155, L181

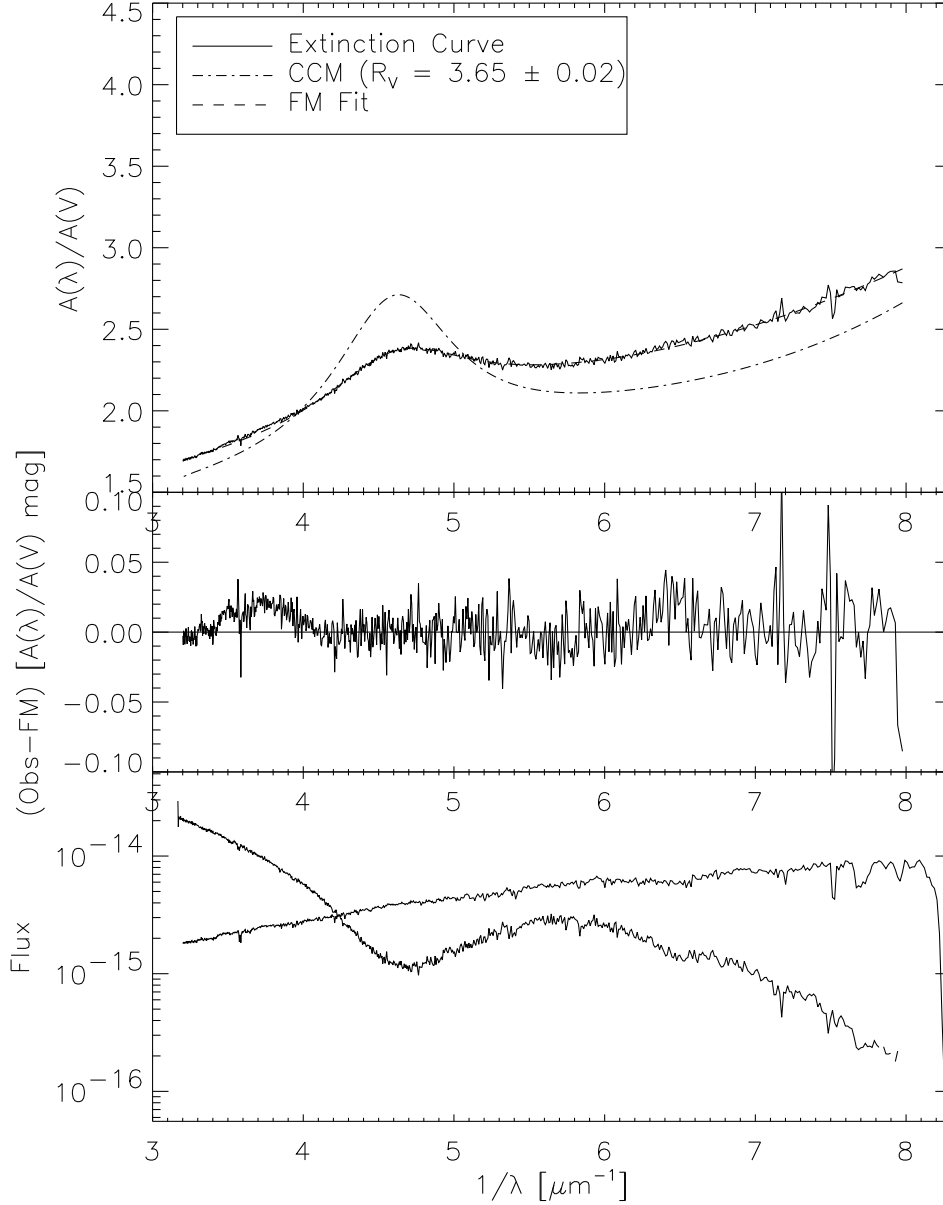


Fig. 1.— HD 283809/HD 51038 Top panel: The measured extinction curve along with the FM fit is shown. The Cardelli, Clayton, & Mathis (1989, CCM) curve for $R_V = 3.65$ is plotted. Middle panel: The deviations from the FM fit are shown. Positive deviations correspond to absorption features. The apparent feature around $6.5 \mu\text{m}^{-1}$ is due to stellar mismatch. Bottom panel: The reddened and comparison star spectra are plotted. The comparison star spectrum has been scaled by a constant to fit on the plot with the reddened star spectrum.

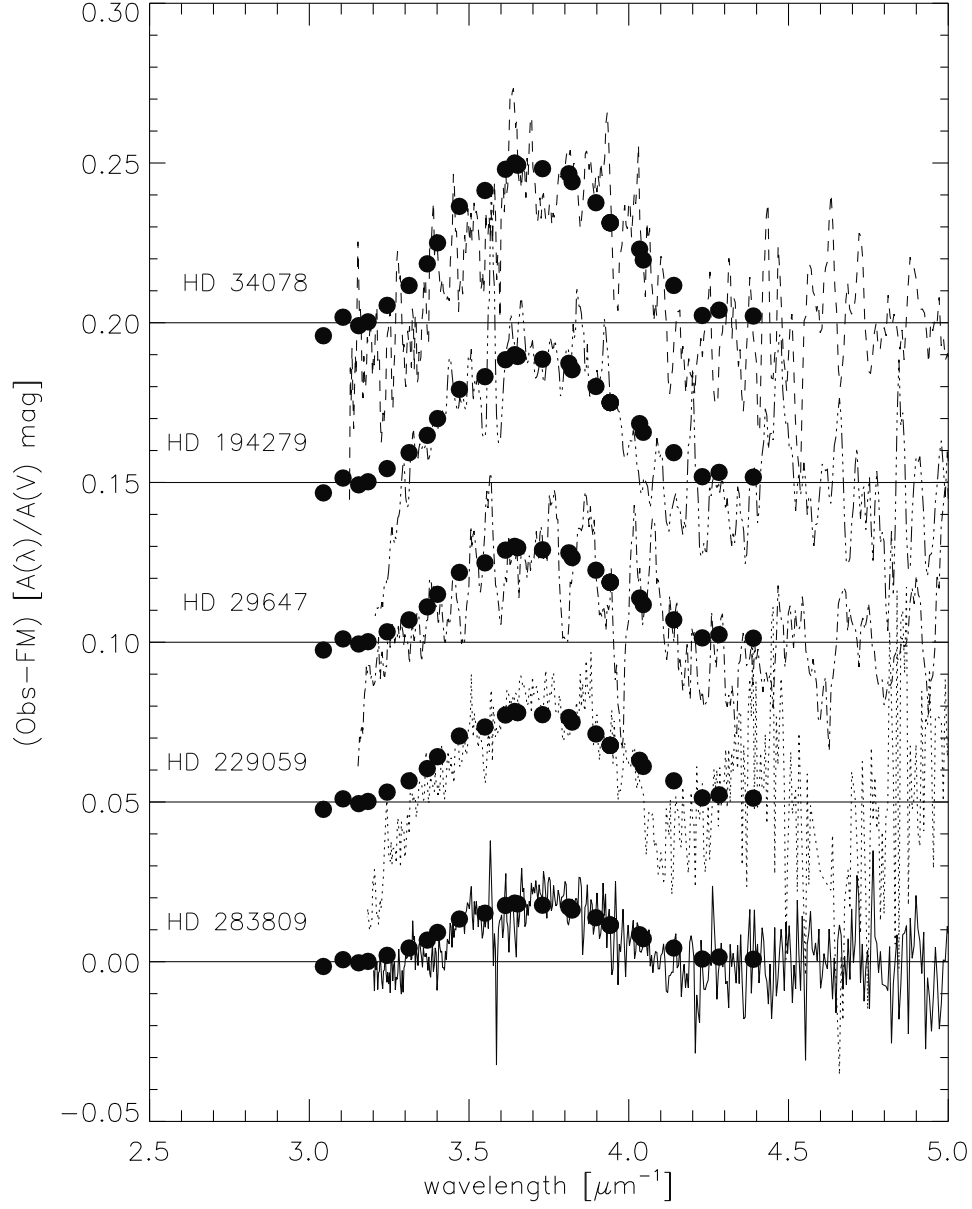


Fig. 2.— The deviations from the FM fit are shown for five sightlines. Positive deviations correspond to absorption features. Overplotted is the presolar nanodiamond feature measured by Braatz et al. (2000). The measured diamond profile has been individually scaled to match each of the three observed feature strengths. The spectra of HD 34078, HD 194279, HD 29647, and HD 154368 have been smoothed by 5, 5, 9, and 5 pixel wide boxcars, respectively.

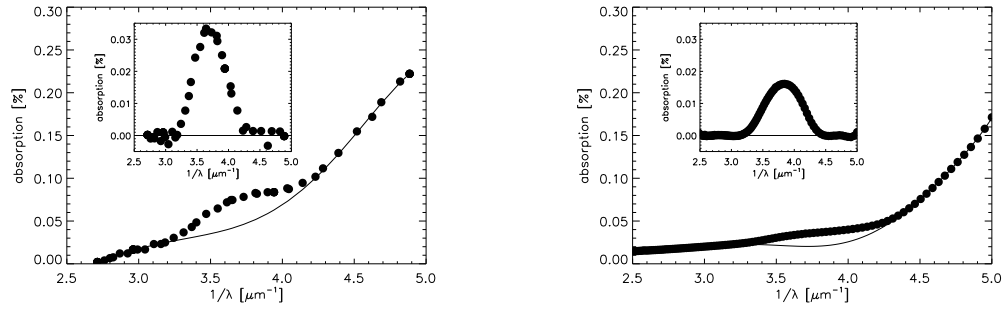


Fig. 3.— UV absorption spectra of diamonds (presolar/interstellar) from the Murchison (left panel) and Allende (right panel) meteorites (Braatz et al. 2000; Andersen et al. 1998).