

The lithium content of the globular cluster NGC 6397 *

P. Bonifacio¹, L. Pasquini², F. Spite³, A. Bragaglia⁴, E. Carretta⁵, V. Castellani⁶, M. Centurion¹, A. Chieffi⁷, R. Claudi⁵, G. Clementini⁴, F. D'Antona⁸, S. Desidera^{5,9}, P. François³, R.G. Gratton⁵, F. Grundahl¹⁰, G. James³, S. Lucatello^{5,9}, C. Sneden¹¹, and O. Straniero¹²

- ¹ Istituto Nazionale di Astrofisica – Osservatorio Astronomico di Trieste, Via G.B. Tiepolo 11, I-34131 Trieste, Italy
² European Southern Observatory, Karl-Schwarzschild-Str. 2, D-85748 Garching bei München, Germany
³ Observatoire de Paris- Meudon, 61, Av. de l'Observatoire, 75014 Paris, France
⁴ Istituto Nazionale di Astrofisica – Osservatorio Astronomico di Bologna, via Ranzani 1, 40127 Bologna, Italy
⁵ Istituto Nazionale di Astrofisica – Osservatorio Astronomico di Padova, Vicolo dell'Osservatorio 5, 35122 Padova, Italy
⁶ Dipartimento di Fisica, Università di Pisa, Piazza Torricelli 2, 56100, Pisa, Italy
⁷ Istituto di Astrofisica Spaziale, CNR, via Fosso del Cavaliere, 00133 Roma, Italy
⁸ Istituto Nazionale di Astrofisica – Osservatorio Astronomico di Roma, Italy Via Frascati 33, 00040 Monteporzio Catone, Roma,
⁹ Dipartimento di Astronomia, Università di Padova, vicolo dell'Osservatorio 2, 35122 Padova, Italy
¹⁰ Department of Astronomy, University of Aarhus, Bygning 520, DK-8000 Aarhus C, Denmark
¹¹ Department of Astronomy and McDonald Observatory, University of Texas at Austin, RLM 15.308, C-1400, Austin, TX, 78712-1083, USA
¹² Istituto Nazionale di Astrofisica – Osservatorio Astronomico di Collurania-Teramo, 64100 Teramo, Italy

Received / Accepted

Abstract. We make use of high resolution, high signal-to-noise ratio spectra of 12 turn-off stars in the metal-poor globular cluster NGC 6397 to measure its lithium content. We conclude that they all have the same lithium abundance $A(\text{Li}) = 2.34$ with a standard deviation of 0.056 dex. We use this result, together with Monte Carlo simulations, to estimate that the maximum allowed intrinsic scatter is of the order of 0.035 dex. This is a new stringent constraint to be fulfilled by stellar models which predict Li depletion. We argue that although a mild depletion of 0.1 – 0.2 dex, as predicted by recent models, cannot be ruled out, there is no compelling reason for it. This fact, together with the good agreement with the Li abundance observed in field stars, supports the primordial origin of lithium in metal-poor stars. Taking the above value as the primordial lithium abundance implies a cosmic baryonic density which is either $\Omega_b h^2 = 0.016 \pm 0.004$ or $\Omega_b h^2 = 0.005^{+0.0026}_{-0.0006}$, from the predictions of standard big bang nucleosynthesis. The high baryonic density solution is in agreement with recent results on the primordial abundance of deuterium and ^3He and on the estimates derived from the fluctuations of the cosmic microwave background.

Key words. Diffusion - Stars: abundances - Stars: atmospheres - Stars: Population II - (Galaxy:) globular clusters: NGC 6397 - Cosmology: observations

1. Introduction

The lithium abundance in metal-poor turn-off stars appears as a *plateau*, independent of metallicity and effective temperature (Spite & Spite 1982a; Spite & Spite

1982b), the so-called *Spite plateau*. Currently its most widely accepted interpretation is that the lithium observed in metal-poor stars has been produced in the big bang and is thus a probe of the universal baryonic density. Recent claims that the *Spite plateau* does not reflect the true primordial abundance which would be either *lower*, due to chemical evolution effects (Ryan et al. 1999), or *higher* due to Li depletion (Pinsonneault et al. 1999, 2002; Salaris, & Weiss 2001; Thèdo & Vauclair 2001), deal with second order effects. The primordial Li abundance is within ~ 0.2 dex of the plateau value. Thus there is a general consensus

Send offprint requests to: P. Bonifacio, e-mail: bonifaci@ts.astro.it

* Based on observations made with the ESO VLT-Kueyen telescope at the Paranal Observatory, Chile, in the course of the ESO-Large program 165.L-0263

Correspondence to: bonifaci@ts.astro.it

that the bulk of lithium in metal-poor stars is of primordial origin. If this is the case we expect metal-poor stars, wherever in the universe, to show the same Li abundance. The present instrumentation is not capable of providing Li abundances of turn-off stars in nearby external galaxies, however Molaro (1997) suggested that extra-galactic Li has already been detected, at the plateau value, in the blue-metal-poor star CS 22873-139, possibly accreted from an external galaxy. In spite of this, our present knowledge rests on the study of Li abundances in different metal-poor populations of our own Galaxy. The most studied population is the metal-poor field halo (Spite & Spite 1982b; Bonifacio & Molaro 1997; Ryan et al. 1999, and references therein). Molaro, Bonifacio, & Pasquini (1997) have studied lithium in metal-poor thick disc candidates and found that they lie on the *Spite plateau*; two more thick disc stars lying on the plateau were noted by Romano et al. (1999).

Molaro & Pasquini (1994) and Pasquini & Molaro (1996) were the first to study Li in turn-off stars in NGC 6397 and found that it is consistent with the plateau. Recently Thévenin et al. (2001) published Li abundances for seven turn-off stars of NGC 6397, based on UVES data similar to our own, confirming the earlier results. Boesgaard and collaborators have studied lithium in the globular clusters M92 (Boesgaard et al. 1998), M13 and M71 (Boesgaard et al. 2000) using the 10m Keck telescope and found a sizeable scatter in Li abundances in all three clusters.

The globular cluster NGC 6397 is one of the nearest and best studied ones. It is one of the main targets of the ESO-Large Program 165.L-0263 which we are conducting with the aim of providing accurate abundances, reddenings and distances for globular clusters with a range of metallicities. In Gratton et al. (2001) we provided the abundances of several elements and reached the conclusion that NGC 6397 is a very homogeneous cluster, from the chemical point of view, down to the main-sequence stars. It is also quite metal-poor ($[\text{Fe}/\text{H}] = -2.03 \pm 0.02$). We deferred the study of Li abundances in turn-off stars to the present paper because we believe lithium deserves special care. From an observational point of view the Li I 670.8 nm resonant doublet, which is the only lithium line observed, is rather weak, asymmetric and difficult to measure accurately in faint objects. From the point of view of the analysis Li is extremely sensible to the adopted effective temperature, since it is mostly ionized (Li II > 99.7%) in the atmospheres of solar-type stars and neutral lithium is only a trace species. Combining the data from Thévenin et al. (2001) with our own, the total number of turn-off stars of NGC 6397 observed at high resolution with a high S/N ratio is twelve. Such a large sample allows us to tackle the issue of the possible intrinsic dispersion of the Li content among turn-off stars in this cluster.

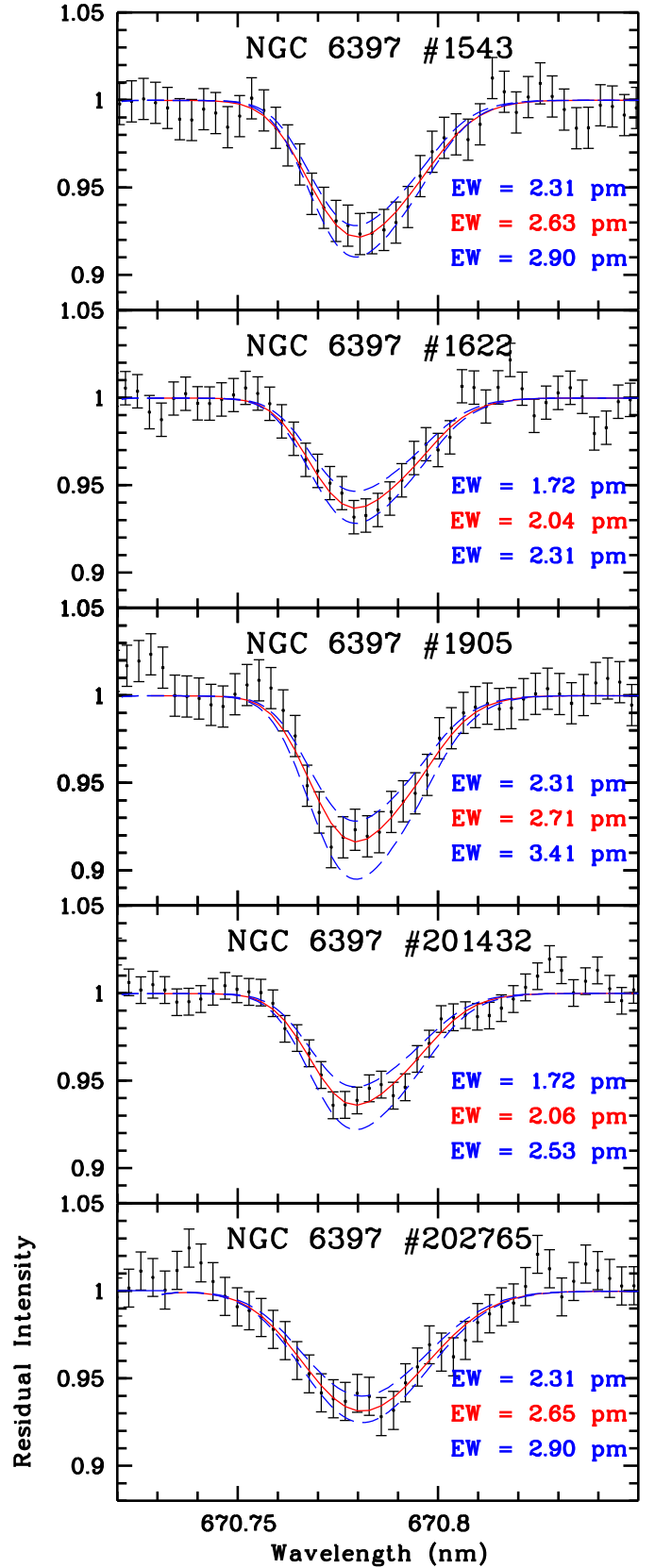


Fig. 1. Li doublet for the program stars

2. Observations

Our spectra were collected at ESO-Paranal with the UVES spectrograph (Dekker et al. 2000) at the Kueyen

Table 1. Log of the observations

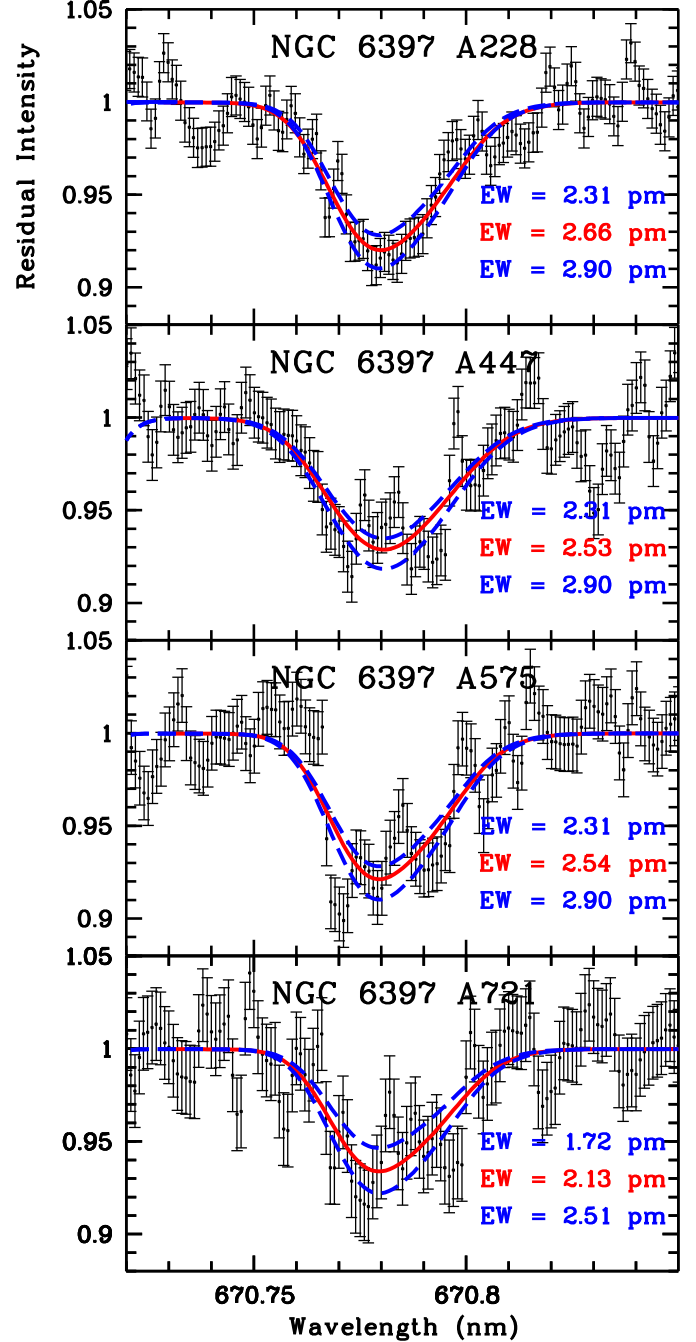
star #	date d/m/y	UT h:m:s	t_{exp} s	seeing arcsec
1543	20/06/2000	00:56:06	4500	0.8
1543	20/06/2000	02:12:44	4500	0.8
1543	20/06/2000	03:30:21	3600	1.0
1543	20/06/2000	04:33:03	4500	1.1
1622	16/06/2000	02:21:00	3600	0.6
1622	16/06/2000	03:28:30	3600	0.55
1622	21/06/2000	02:50:40	3600	?
1622	21/06/2000	03:55:12	3600	?
1905	19/06/2000	00:43:52	3600	1.0
1905	19/06/2000	01:45:19	3600	1.0
1905	22/06/2000	00:32:10	3600	0.8
1905	22/06/2000	01:33:28	3600	0.8
201432	18/06/2000	05:00:42	3600	0.8
201432	18/06/2000	06:05:20	3600	0.8
201432	22/06/2000	02:38:09	3600	0.35
201432	22/06/2000	03:41:27	3600	0.35
202765	19/06/2000	02:50:18	3600	1.0
202765	19/06/2000	03:51:39	5400	1.5
202765	21/06/2000	00:42:01	3600	1.1
202765	21/06/2000	01:43:46	3600	?

For all the observations the slit was $1''$ and the CCD binning 2×2

8.2m telescope between June 15th 2000 and June 22nd 2000, and have already been described in Gratton et al. (2001); the log of the observations is given in Table 1, the DIMM seeing was noted, when available. While in Gratton et al. (2001) we have relied on the pipeline, in this paper we reduced all the spectra beginning from the raw data using the MIDAS echelle context. The purpose was both to check the accuracy of the pipeline reduction and to try to improve it, especially trying to get rid of the low frequency variations in the continuum, at the level of a few per-cent which were apparent in the pipeline data.

The stability of the UVES spectrograph proved to be remarkable: the flat-fields were perfectly reproducible from one night to the other, except for the night of the 22nd, for which a slight shift of the order positions of a couple of pixels appeared; the wavelength scale was also extremely stable, the largest peak-to-peak variation in the position of the arc lines observed on different nights was 0.005 nm. The FWHM of the arc lines in the region of the Li doublet was 0.015 nm, providing a resolution $R \sim 45000$.

In spite of our efforts we managed to obtain only a moderate increase of the S/N ratio, with respect to the pipeline data, showing that the quality of the pipeline data is very high and perfectly adequate for scientific analysis. In order to rectify the spectrum, removing the signature of

**Fig. 2.** Li doublet for four of the stars of Thévenin et al. (2001)

the instrument response function, we used the flux standard Feige 67, which has been observed on June the 15th with the same spectrograph setting as the program stars, except for the slit width which was of $10''$. The flux data used to calibrate it, was that of Oke (1990). The wavelength scale of the Oke data is uncertain by about 0.6 nm, we therefore arbitrarily shifted his data so that the position of $H\alpha$ coincided with that in our spectrum. The quality of this relative flux-calibration is of the order of a few percent. This was estimated by comparing the flux of Feige 66, observed on June 20th and calibrated with the

response function derived from the observations of Feige 67, to the flux of Oke (1990). Another spectrum of Feige 66, observed on June 17th is almost identical to that of June 20th, after a suitable scaling. This gives us confidence that the instrumental response function is very stable and reproducible. We stress that the purpose of this calibration is only to rectify the spectrum and it is meant to be accurate in a relative, not absolute sense. The flux calibration was not entirely successful in removing the ondulation in the continuum; in the end we therefore applied a Fourier high-pass filter to remove it.

For each star we had four independent exposures which were independently calibrated, rectified and then coadded. The coadded spectrum was normalized around the Li doublet by fitting a spline through several continuum windows about 0.2 nm wide.

For the stars of Thévenin et al. (2001) the raw data and calibration frames were retrieved from the ESO-VLT archive and were reduced with exactly the same prescriptions as our own data. With respect to our own data we highlight the following differences of the Thévenin et al.

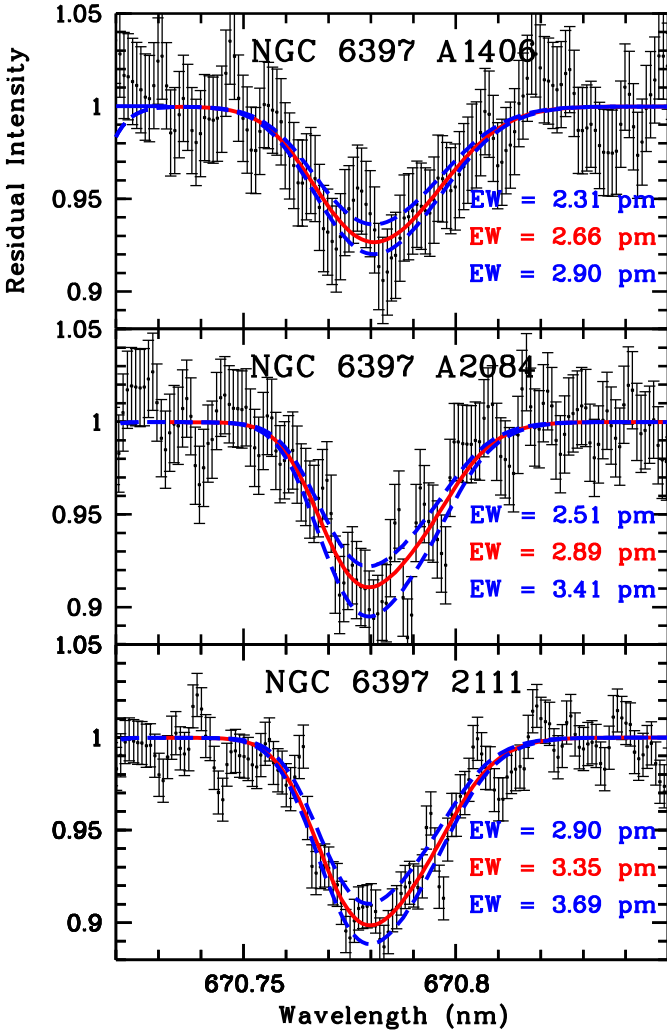


Fig. 3. Li doublet for three of the stars of Thévenin et al. (2001)

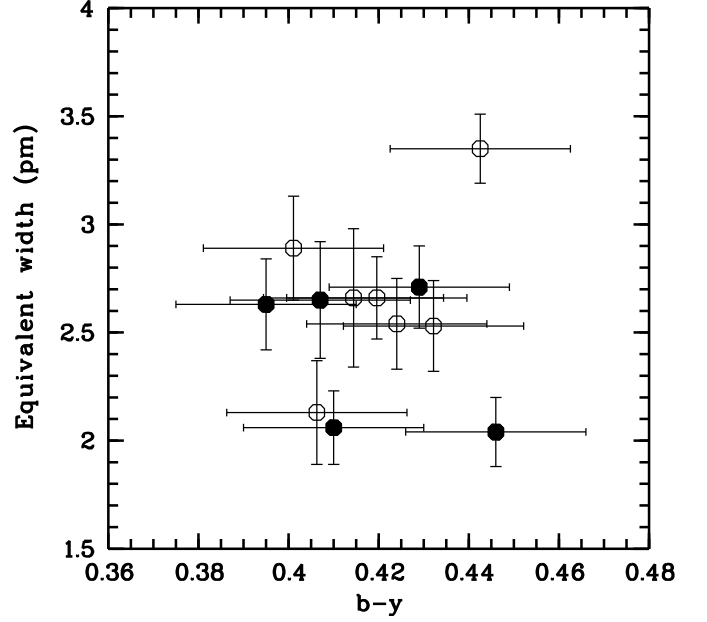


Fig. 4. EW versus b-y. Filled symbols: stars observed by us; open symbols: stars observed by Thévenin et al. (2001)

(2001) data: 1) the CCD binning which was 1×1 ; 2) the slit width was $1''.1$; 3) the central wavelength was 580 nm, which implies that the Li doublet falls on the MIT CCD; 4) there was no dichroic and observations were taken in the red arm only. The Thévenin et al. (2001) data has a slightly lower resolution and S/N, although a better sampling of the resolution element. The flux calibration was performed using the standard star LTT9239, observed on 05/06/2000 with the same instrument setup as the stars of NGC 6397. Like for our own data multiple spectra of the same star were coadded and normalized with a spline.

3. Equivalent widths measurements

In order to measure accurately the equivalent width of the Li doublet we used a least-squares minimization to determine the best fitting synthetic profile. Since the data has been rebinned to a constant wavelength step the theorems concerning the statistical properties of the χ^2 do not apply. Nevertheless χ^2 fitting may be used and the error conveniently estimated using Monte Carlo simulations (Bonifacio, in preparation).

To perform the minimization we used MINUIT (James 1998) using as fitting parameters equivalent width, broadening (assuming a gaussian shape, which is appropriate for the UVES instrumental profile), wavelength shift and a multiplicative constant for continuum adjustment. To better constrain the continuum we included also two continuum stretches of 0.2 nm each to the blue and to the red of the line. The S/N ratio was estimated from the root mean square deviation in these continuum windows and is given in column (6) of Table 2. The fitted profiles are shown in Figures 1, 2 and 3 together with two bracketing synthetic profiles. The equivalent widths of the fitted

Table 2. Equivalent widths and Li abundances for TO stars in NGC6397

star #	EW	σ_{MC}	EW _g	σ_C	S/N	A(Li) T=6476K	σ_{Li}	T _V T=T _V	ΔT_V	A(Li)	σ_{Li}
(1)	pm	pm	pm	pm	(6)	(7)	(8)	(9)	(10)	(11)	(12)
measures from our VLT-UVES data											
1543	2.63	0.21	2.60	0.21	85	2.41	0.07	6401	30	2.36	0.05
1622	2.04	0.16	2.01	0.18	105	2.29	0.07	6394	32	2.24	0.05
1905	2.71	0.19	2.62	0.21	85	2.43	0.07	6456	9	2.41	0.04
201432	2.06	0.17	2.11	0.21	131	2.29	0.07	6427	23	2.26	0.05
202765	2.65	0.27	2.77	0.30	92	2.42	0.08	6394	32	2.36	0.06
measures from archive VLT-UVES data											
A228	2.66	0.19	2.61	0.19	95	2.42	0.07	6274	58	2.28	0.06
A447	2.53	0.21	2.66	0.25	73	2.39	0.07	6374	37	2.33	0.05
A575	2.54	0.21	2.52	0.27	69	2.40	0.07	6362	40	2.32	0.05
A721	2.13	0.24	2.30	0.36	51	2.31	0.08	6386	34	2.25	0.06
A1406	2.66	0.34	2.84	0.42	43	2.42	0.09	6345	44	2.37	0.07
A2084	2.89	0.23	2.88	0.38	48	2.46	0.07	6383	35	2.38	0.05
A2111	3.35	0.16	3.29	0.21	86	2.53	0.06	6207	69	2.33	0.06
measures of Pasquini & Molaro (1996) from NTT-EMMI data											
A611	2.60	0.80						6371	29	2.34	0.18
C4602	3.40	0.67						6306	39	2.42	0.11
A853	4.30	0.50						6206	70	2.48	0.08

profiles in units of pm (10^{-12} m) are given in column (2) of Table 2. It is customary to use the Cayrel formula (Cayrel 1988) to estimate the errors in equivalent widths. This formula assumes a gaussian line profile and depends on the full width at half-maximum of the line, on the pixel size (in wavelength units) and on the S/N ratio. Since the Li doublet profile is non-gaussian we performed a Monte Carlo simulation to estimate the errors on equivalent widths. For each star we took its best fitting synthetic profile, added Poisson noise to obtain the observed S/N ratio and performed the fitting several hundreds times. The standard deviation of the fitted equivalent widths was then taken as the 1σ error on the measured equivalent width. The derived values are given in column (3) of Table 2, the estimates from the Cayrel formula are given in column (5). This shows that the Cayrel formula does provide a reasonable estimate of the error. We adopt the results of the Monte-Carlo simulations as error estimates. In column (4) of Table 2 we also provide the equivalent widths obtained by fitting a gaussian to the data (we used the `iraf` task `splot`). One may easily see that the two measures are consistent within errors. In fact at this resolution and

S/N approximating the doublet with a single gaussian is acceptable.

4. Li Abundances

To determine the Li abundances we fitted the equivalent widths measured as described in the previous section to those computed with the SYNTHE code (Kurucz 1993), as described in Bonifacio & Molaro (1997). The atmospheric parameters are the same adopted in Gratton et al. (2001), namely $T_{\text{eff}} = 6476$ K ; $\log g = 4.10$ and $\xi = 1.32 \text{ km s}^{-1}$ and a metallicity of -2.0 . An LTE model atmosphere with these parameters was computed with the ATLAS 9 code (Kurucz 1993) using α enhanced opacity¹ distribution functions with a microturbulent velocity of 1 km s^{-1} and with the overshooting option switched off. The results are given in column (7) of Table 2. In column (8) of the Table we provide also the errors in Li abundance obtained by summing quadratically the errors arising from

¹ We note that at this low metallicity the differences between models with and without α -enhancement are negligible as shown e.g., by Gratton et al. (2000)

Table 3. Equivalent widths for field stars

star	EW	σ_{EW}	[Fe/H]	log g	$T_{H\alpha}$	T_{F94}	T_{IRFM}	A(Li)	σ_{Li}	A(Li)	A(Li)
	pm	pm	dex	cgs	K	K	K			T_c	T_{cNLTE}
(1)	(2)	(3)	(4)	(5)	(6)	(7)	(8)	(9)	(10)	(11)	(12)
HD 108177	3.37	0.09	-1.70	4.44	6027	6090	6067	2.25	0.11	2.28	2.29
HD 116064	3.10	0.09	-1.87	4.35	6192	5822	5923	2.30	0.12	2.31	2.32
HD 140283	4.95	0.06	-2.46	3.67	5898	5814	5691	2.31	0.12	2.36	2.38
HD 166913	3.66	0.13	-1.59	4.08	5921	5955	6020	2.21	0.11	2.25	2.26
HD 181743	3.78	0.09	-1.81	4.42	6130		5927	2.36	0.12	2.38	2.39

equivalent widths and from effective temperatures; as error in T_{eff} we assumed 90 K, as given in Gratton et al. (2001). For this effective temperature the correction for Li depletion predicted by the standard isochrones of Deliyannis et al. (1990) is zero. The correction for NLTE effects computed by Carlsson et al. (1994) is +0.01 dex.

Although the assumption that all the stars share the same temperature is acceptable to determine the metallicity and the general abundance pattern of the stars, it may prove to be somewhat crude to discuss the dispersion of Li abundances. In Gratton et al. (2001) we derived the effective temperature by fitting the mean $H\alpha$ profile, obtained by averaging all the spectra of the different stars, on the assumption that they share the same temperature. To derive temperatures for each star one could fit the individual $H\alpha$ profiles, however, the relatively poor S/N of the spectra would not allow to derive temperatures with an accuracy better than 150 K. Another possibility is to use $(b-y)_0$, but this is even worse: a difference of $(b-y)_0$ of 0.015 mag translates into a temperature difference of about 130 K. The photometric error alone is of this order of magnitude. Figure 4 shows quite clearly that there is no correlation between $(b-y)$ and Li equivalent width, which should be the case if $(b-y)$ is tightly correlated with temperature and the stars have more or less the same Li abundance. Instead our extensive photometry allows us to derive quite accurately the mean locus of the cluster isochrone. What is shown in Fig 5 is an average with outliers eliminated using an iterative clipping procedure.

It is clear that all the stars observed are slightly brighter than the turn-off where a tight one to one relation holds between V and $b-y$. Adopting the average reddening of $E(b-y) = 0.137$, which we derived comparing colours and temperatures of cluster and field stars (Gratton et al. 2001), we may thus map V onto $(b-y)_0$ and hence temperature through comparison with the theoretical colors given by Kurucz (1993). These temperatures were corrected to be on the same scale as those from $H\alpha$, exactly as done for the field stars in Gratton et al. (2001). We recall that this temperature scale agrees quite well with the IRFM temperature scale (Alonso et al. 1996). We have applied this calibration to four field stars with negligible reddening, colours similar to our TO stars and metallicities

in the range $-2.2 \leq [\text{Fe}/\text{H}] \leq -1.8$, and found a mean difference of 7 K between these temperatures and IRFM temperatures. With this calibration an error of 0.05 mag in V translates into an error in the range 20 – 70 K. These temperatures are given in column (9) of Table 2 and the errors deriving from an error 0.05 mag are given in column (10). This estimate is somewhat conservative for the photometric error alone, however if there is any variation of reddening, even at the level of 0.01 mag in $E(B-V)$, this translates into differences of 0.03 mag in V. These temperature errors should be interpreted as "internal errors", thus appropriate to assess the issue of dispersion in Li abundances among the cluster stars. The "external error" which takes into account the systematic error of our adopted temperature calibration is difficult to assess, since it may depend on many different sources, given that the calibration involves several different steps, each with its systematic error. However since we have shown we are on the same scale of Alonso et al. (1996) we may assume the error of this scale as systematic error. This amounts to 80 K in this temperature range.

The Li abundances derived assuming these temperatures are given in column (11) of table 2, and their associate errors in column (12). For these temperatures the correction for Li depletion predicted by the isochrones of Deliyannis et al. (1990) is zero for all but the two coolest stars, for which it is of the order of 0.01 dex. The NLTE corrections are also small and all of the order of +0.01 dex for all stars.

5. Discussion

5.1. Observed dispersion of Li abundances

If we adopt the same temperature for all the stars of NGC 6397 the mean Li abundance is $A(\text{Li}) = 2.39^2$, with a standard deviation of 0.07 dex, or $A(\text{Li}) = 2.40$, once NLTE effects are accounted for according to Carlsson et al. (1994). The question is whether such a scatter is consistent with the observational errors or if it is larger. The mean error is 0.074 dex, which intuitively suggests that there is no extra scatter. A Kolmogorov-Smirnov test of the null

² on the usual scale $A(\text{Li}) = \log [\text{N}(\text{Li})/\text{N}(\text{H})] + 12$

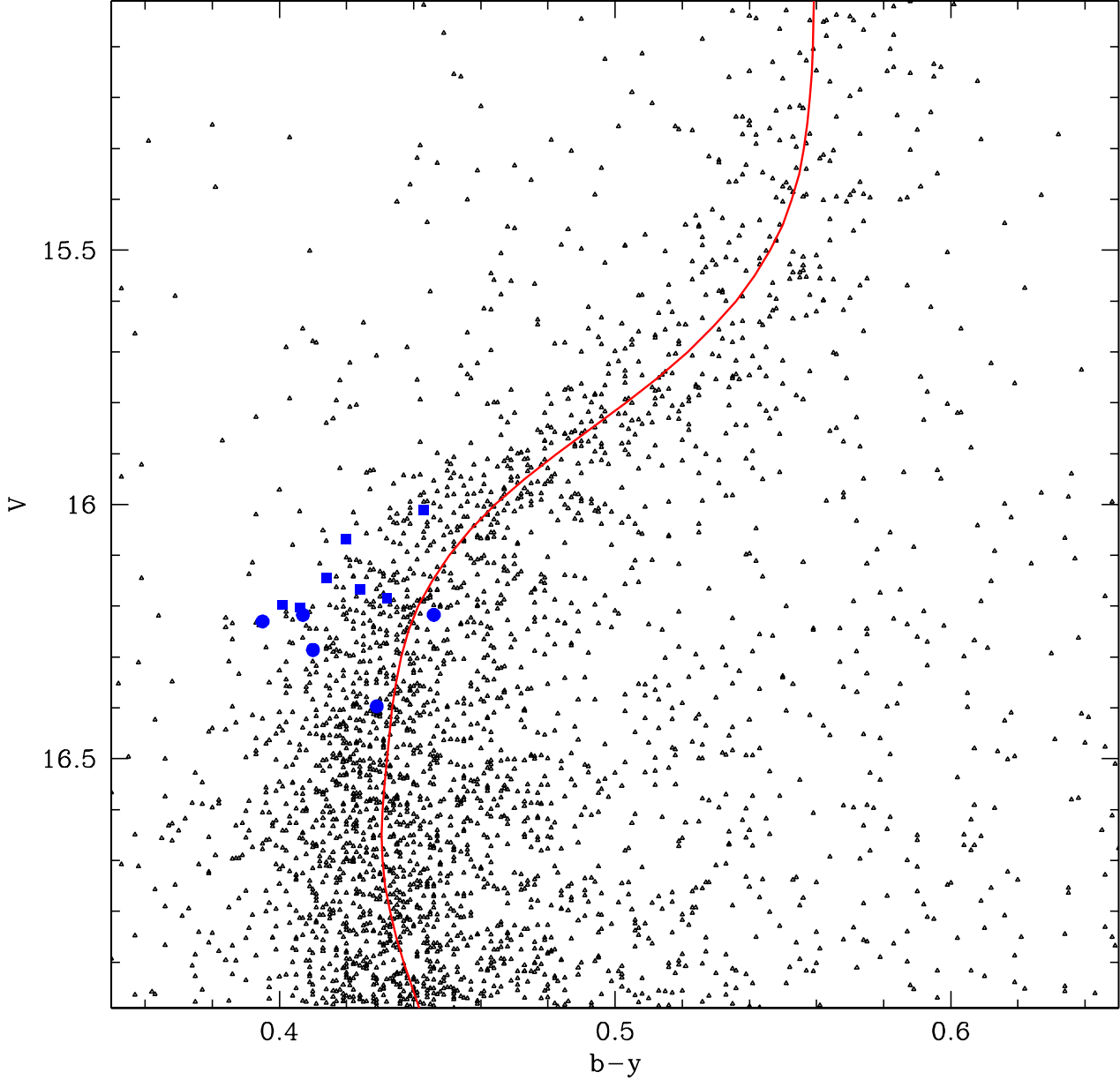


Fig. 5. Color-magnitude diagram of NGC 6397, where our own observations have been calibrated using 3500 stars in common with Anthony-Twarog & Twarog (2000). Filled circles are the stars for which we obtained UVES spectra and filled squares are those observed by Thévenin et al. (2001).

hypothesis that the data do *not* come from a normal distribution with mean 2.39 and standard deviation 0.074 gives a probability of ~ 0.32 , thus rejecting the hypothesis. One could argue that the Kolmogorov-Smirnov cannot be applied here since the measures have different errors and therefore cannot have been drawn from the same parent distribution. We therefore test the hypothesis that the observed dispersion is simply due to the observational errors by a straightforward Monte Carlo simulation. We generate 1000 sets of 12 gaussian random numbers with mean

2.39 and standard deviation equal to the error estimate of each data point. For each realization of 12 “observations” we compute the standard deviation s . The mean value of s over the sample is 0.073 with a standard deviation of 0.015. Hence the data is consistent with the notion that the stars share the *same* Li abundance, the dispersion being entirely due to observational error. The error on Li abundances is, in fact, largely dominated by the error in T_{eff} . A spread in effective temperature of 120 K, neglecting any error in the measurement of equivalent widths, would

provide a spread in Li abundances of 0.08 dex, slightly larger than the observed spread. This suggests that the error on the effective temperature is in fact 10 or 20 K *larger* than estimated in Gratton et al. (2001), which is not unreasonable. It is therefore likely that the stars do not share precisely the same effective temperature, as assumed in Gratton et al. (2001).

Let us therefore consider the sample with Li abundances derived assuming the temperatures from the $V - T_{\text{eff}}$ calibration. It is apparent from the plot in Fig. 6 that there is very little scatter. In fact also the three stars observed with NTT by Pasquini & Molaro (1996) are totally consistent with the present data set, once we adopt the same temperature scale. The mean Li abundance is 2.32 with a standard deviation of 0.056 dex. To verify whether this is compatible with the estimated errors we resort again to a Monte Carlo simulation. The mean standard deviation of 1000 samples is 0.051 with a standard deviation of 0.011. Thus also with this temperature scale, in spite of the very small errors adopted for the temperatures there is no evidence of any intrinsic scatter. In fact we may use these results to place an upper limit on the maximum intrinsic scatter allowed. In order to be not detected at 1σ the intrinsic scatter should have been such that, summed quadratically to the mean scatter provided by observational errors (estimated as 0.051 from the Monte Carlo simulation) it does not exceed this mean by more than 1σ . Let $\delta(\text{Li})$ be the intrinsic scatter produced by the Li depletion mechanism, one has $\delta(\text{Li}) < \sqrt{0.062^2 - 0.051^2} \approx 0.035$.

5.2. Comparison with previous results

Pinsonneault et al. (1999) reported unpublished results by Thorburn and collaborators which showed a significant dispersion of 0.3 – 0.5 dex in Li abundances in this cluster, based on spectra of about 20 stars, but since these results have not been published in any detailed form we cannot make any hypothesis on the reason for the discrepancy with the present results.

The difference between the Li abundances given here and those of Thévenin et al. (2001) lies only in the different effective temperatures adopted. Although Thévenin et al. (2001) do not give the Li equivalent widths we used their Li abundances and their effective temperatures to compute the equivalent widths of the Li doublet for their stars, and these were always within 0.2 pm of our measured equivalent widths, as expected. If we compare the colours for the two sets of stars, by estimating for the Thevenin et al stars $(b - y) \approx 0.74(B - V)$, we find that, although the Thevenin et al stars are about 0.1–0.2 mag brighter, thus slightly more evolved and, on average, cooler, they span the same colour range as our stars. In Fig. 4 we show equivalent widths for our stars (filled symbols) and for those of the Thévenin et al. (2001) stars (open symbols) as a function of $(b - y)$. It is clear that the two sets of stars occupy the same area in this plane.

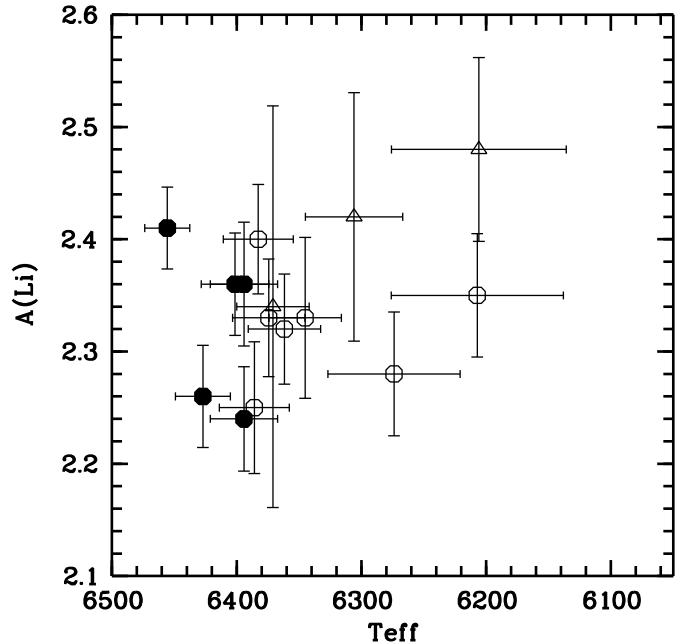


Fig. 6. Li abundances as a function of effective temperatures derived from the location of stars along the cluster mean locus. The four stars observed by us are shown as filled circles, those observed by Thévenin et al. (2001) as open symbols, while the three stars observed by Pasquini & Molaro (1996) are shown as open triangles.

From Fig. 6 it is clear that our measures are in good agreement with those of Pasquini & Molaro (1996) and the difference in Li abundances is due to the different temperature scales adopted.

5.3. Comparison with field stars

Several halo field stars have been observed at twilight in the course of the program and their atmospheric parameters, determined as done for cluster stars are reported in Gratton et al. (2001). The effective temperatures are different from those of Gratton et al. (2001) due to the better straightening of the spectra achieved here thanks to the flux calibration. To compare the Li content of NGC 6397 with that of field stars we select only those with metallicity below $[\text{Fe}/\text{H}] = -1.5$, which is roughly the value where Li abundances begin to rise off the *Spite plateau*, and effective temperature higher than 5700, which is roughly the value below which Li depletion due to convection becomes non-negligible. In Table 3 we give the equivalent widths of the Li doublet as measured from our spectra, the effective temperatures derived from the $\text{H}\alpha$ profiles and for reference, the effective temperatures of Fuhrmann et al. (1994), also based on Balmer lines, and of Alonso et al. (1996), based on the Infrared Flux Method (IRFM). The observed field stars are somewhat cooler than our cluster stars. As noted by Bonifacio & Molaro (1997) at temperatures below 6300 K, even the *standard* models of stellar evolution predict a slight Li depletion (Deliyannis

et al. 1990). Thus to make a meaningful comparison we corrected the Li abundances for the depletion predicted by the isochrones of Deliyannis et al. (1990) and these corrected values are given in column (11) of Table 3: the corrections are small for all the stars. Also the correction for NLTE effects, albeit small, is temperature dependent (Carlsson et al. 1994) we thus corrected also for this effect and the corrected values are given in column (12) of Table 3. As described above we applied the same corrections also to the stars of NGC 6397.

The star HD 116064 has been noted to be a double-lined spectroscopic binary by Smith et al. (1998) and our spectrum does indeed confirm the duplicity. The veiling is unknown, however the star’s Li abundance is comparable with that of the other stars, suggesting that at these wavelengths it is negligible. The mean $A(\text{Li})$ for the five field stars is 2.29 with a standard deviation of 0.058, in excellent agreement with the mean $A(\text{Li}) = 2.32$ for the 12 TO stars of NGC 6397. If we consider the depletion corrected values, the mean Li abundance is 2.31 for the field stars and 2.32 for the NGC 6397 sample. When considering also the NLTE corrections it becomes 2.33 for the field stars and 2.34 for the cluster stars. We believe there is no need for any sophisticated statistical analysis to conclude that the Li abundance in NGC 6397 is the same as that of the field stars, within the stated errors, supporting the primordial origin of Li in these stars.

Preliminary results of the analysis of a *high quality* sample of field stars with IRFM temperatures have been reported by Bonifacio (2001) and the current best estimate of the plateau Li abundance is $2.317 \pm (0.014)_{1\sigma} \pm (0.05)_{\text{sys}}$. This value happens to be in perfect agreement with the values found here both for field stars and for NGC 6397 TO stars.

5.4. Evolutionary models and Li depletion

There is a long-standing debate concerning Li depletion on the *Spite plateau*. If Li depletion is possible, the pristine Li abundance is higher than the observed. As noted above, *standard* models of stellar evolution cannot account for any significant depletion in dwarf stars. Early attempts to compute more sophisticated models including diffusion (Michaud, Fontaine, & Beaudet 1984) or rotation-induced turbulence (Vauclair 1988) predicted large depletions³ of up to a factor of 10. These models predicted a considerable scatter in the observed Li abundances and also other features, such as a slope of the plateau with effective temperature and metallicity, or an enhanced Li abundance among post-TO stars. All of these effects have been ruled out by the observations.

³ For the purpose of the present discussion we consider Li to be depleted, even if it is not destroyed, but simply removed from the observable layers of the stars. What is relevant is that the true Li abundance is higher than that deduced from the analysis of the spectrum.

The situation on the theoretical side has dramatically changed in the last year: new sets of models seem to be able to produce a plateau with very little scatter. The rotationally mixed models of Pinsonneault et al. (2002), the diffusive models of Salaris, & Weiss (2001) and the models of Thèado & Vauclair (2001), which include rotational-mixing, diffusion and compositions gradients, are all capable of reproducing a plateau, with a very small intrinsic dispersion. It must be however noted, that large depletion factors are not any longer found, and the above papers predict primordial Li abundances in good agreement with the best current estimates of the baryonic density of the universe⁴. The intrinsic dispersions allowed for by the various depletion mechanisms, are somewhat larger than the maximum value of 0.035 dex derived above; it is unlikely, however, that this value can rule out any of them. A common feature of all models which predict Li depletion is the presence of a small number of “outliers”, i.e. stars with a Li abundance more than 3σ below the mean and such objects are indeed known to exist among field stars. It may therefore of some significance that out of 15 TO stars observed in NGC 6397 none appears to be significantly Li depleted. We maintain that there is no compelling evidence in favour of any of the proposed depletion mechanisms, although none can be ruled out. Economy of hypothesis suggests that *standard* models with no Li depletion should be preferred. In spite of this there are strong arguments in favour of the presence of both diffusion and rotational mixing, although, admittedly, they come mostly from the study of the Pop I.

Helioseismic studies of the Sun imply that atomic diffusion is important (Guenther, Kim, & Demarque 1996). Theoretical investigations show that it should be important also in metal-poor stars (Michaud, Fontaine, & Beaudet 1984; Castellani et al. 1997; Salaris, & Weiss 2001). Lebreton et al. (1999) have shown that the H-R diagram of field stars with accurate parallaxes, in the metallicity range $-1.0 \leq +0.3$, is best fitted when models which include diffusion are used. All diffusive models predict that surface lithium sinks below the bottom of the thin surface main sequence convection zone, thus becoming unobservable, i.e. depleted, in our parlance. Two features are predicted by diffusive models: excess dispersion and a downturn at the hot end of the plateau; both are in disagreement with the observations. To alleviate the problem it has been suggested that a modest mass-loss (Vauclair & Charbonnel 1995; Swenson 1995) may undo the sedimentation predicted by diffusion. These mass loss models, however, also predict a down-turn of Li abundances at the hot edge of the *Spite plateau* (Vauclair & Charbonnel 1995) and a constant Li abundance among cooler sub-giants (Swenson 1995), but none of these features is observed. Furthermore there is no observational evidence that such a mass-loss actually occurs. Recently

⁴ Pinsonneault et al. (2002) derive $A(\text{Li}) = 2.4$, Salaris, & Weiss (2001) and Thèado & Vauclair (2001) derive $A(\text{Li}) = 2.5$

Vauclair (1999) has proposed a model in which meridional circulation, in presence of a composition gradient, created by diffusion, could lead to a quasi-equilibrium stage in which diffusion and circulation are both inhibited. The detailed results for these model and the impact on the *Spite plateau* have been discussed by Th  ado & Vauclair (2001). The predicted dispersion in the plateau is very small, however there persists a slight downturn at high temperatures and an increased dispersion. Similar results are found by Salaris, & Weiss (2001), using purely diffusive models (no rotational mixing and no composition gradients): a very uniform plateau, with a slight downturn, and excess dispersion at the hottest edge, above 6200 K (see their figures 7 and 8). This is exactly the region covered by our observations and no downturn or extra dispersion are observed. Admittedly our sample, of 12 stars only, is very small, and Salaris, & Weiss (2001) predict, based on their Monte Carlo simulations, that at least 40 – 50 stars at the hot end of the *Spite plateau* should be observed in order to detect the downturn. Such a number of stars shall be easily available in the near future, with the FLAMES instrument, but for the time being we conclude that our results for NGC 6397 do not support neither the models of Th  ado & Vauclair (2001) nor those of Salaris, & Weiss (2001). The Li abundance in NGC 6397 is constant and is the same as that of field stars of much lower T_{eff} . Also the iron abundance of the TO stars (Gratton et al. 2001; Th  venin et al. 2001) is equal to that of sub-giant and giant stars (Gratton et al. 2001; Castilho et al. 2000). Instead diffusive models predict the photospheric metallicity of a star to constantly decrease, due to diffusion, during its main sequence lifetime, reaching a minimum around the turn-off and then increasing back again to the original metallicity along the red giant branch (Castellani et al. 1997). The observational evidence presented here and in Gratton et al. (2001) is against any significant sedimentation due to diffusion in the stars of NGC 6397, both for Li and Fe.

The strongest evidences of the inadequacy of the standard models probably comes from the study of lithium in open clusters; among them, the presence of the Li dip first discovered in the Hyades (Boesgaard & Tripicco 1987), the observed scatter in Li abundance among the solar type stars in the field and M67 (Pasquini, Liu, & Pallavicini 1994; Pasquini, Randich, & Pallavicini 1997), require that additional mixing mechanisms, besides convection, are at work. Rotational mixing models have the ingredients to reproduce several of the observed features, and, although they fail in the quantitative reproduction of the observations (see e.g. Randich, Pasquini, & Pallavicini (2000); Randich et al. (2002)), they are promising, especially when considering stars with high masses and large rotational velocities such those around the Li dip. Open cluster data has been interpreted with models with different physical ingredients: Pasquini, Randich & Pallavicini (2001) used the Charbonnel & Talon (1999) models, which include both rotational mixing and diffusion, for the interpretation of the Li observations of the intermediate

age cluster NGC 3680; Boesgaard & King (2002) used the Deliyannis & Pinsonneault (1997) models, which include only rotational mixing, for the interpretation of the Hyades Li and Be data. Therefore there is no “non standard” set of models which is preferred for the explanation of Li observations in Pop I stars. We point out that the Pop II stars are of much lower metallicity and mass. We therefore do not see any compelling argument for the use of “non standard” models, in the case of Pop II stars. The only observable prediction we could verify is that they predict the presence of some “outlier” on a large sample; in a sample of 15 NGC 6397 turnoff stars we do not find any outlier, and this could be therefore taken as a mild indication against extra mixing predicted by “non standard” models. From an observational point of view we wish to add that Lucatello & Gratton (2002) showed that the projected rotational velocities of our stars are less than 1.7 km s^{-1} , which provides an additional constraint, to be incorporated in the comparison of theoretical and observational data.

5.5. Normal Li and enhanced N: a paradox ?

The subgiant stars of the cluster show very strong CN bands. The full analysis of this data shall be presented elsewhere, however preliminary results suggest a conspicuous N enhancement of the order of 1 dex or more. This suggests that the material has been processed through the CNO cycle. Since our current understanding of subgiant stars precludes any mixing to occur in the star itself one is forced to conclude that the star was either formed from, or polluted by, such processed material. One should therefore expect that the TO stars share the same characteristics, although the CN bands are too weak to be detected and no direct information on N abundance is available. Here lies the paradox: if the material of these stars has been processed at the high temperatures where the CNO cycle is operating, Li should have been destructed.

Such a paradox has been known to exist for many years for the N-rich metal-poor dwarfs, like HD 166913, studied also in this paper, which are Li - normal (Spite & Spite 1986). In two of these stars Beveridge & Sneden (1994) have found the neutron capture elements to be moderately enhanced and concluded that the most likely source of N and neutron capture elements was material provided by a thermally pulsing AGB star. In the stars of NGC 6397, instead, $[\text{Sr}/\text{Fe}] \sim -0.1$, $[\text{Ba}/\text{Fe}] \sim -0.2$ and $[\text{Eu}/\text{Fe}] \sim 0.4$, as shall be discussed elsewhere. Beveridge & Sneden (1994) also argued that the N enhancement in halo dwarfs is unrelated to the phenomenon observed in N-, Na-, Al-rich, O-poor globular cluster giants, on the grounds that oxygen is not depleted in N-rich dwarfs. The abundance ratio of oxygen and magnesium to iron in this cluster is rather low $\sim +0.2$. Both oxygen and magnesium deficiencies could be explained by presence of material processed through complete CNO cycle. We add that Al enrichment is very moderate or absent in N-rich dwarfs, at the level of

$[\text{Al}/\text{Fe}] \sim 0.2$ at most (Beveridge & Sneden 1994; François 1986). Our TO stars in NGC 6397 show a similar low Al enhancement.

Our current understanding of N production require that it is synthesized in intermediate mass stars through CNO cycling (Henry, Edmunds, & Köppen 2000). However the simple picture by which Li is totally destroyed under these condition is not confirmed by recent computations. Ventura et al. (2001) studied the evolution of N and Li in metal-poor massive AGB stars, CNO processing at the bottom of the convective envelope overproduces nitrogen by ~ 1.5 dex; lithium is initially produced by the Cameron-Fowler mechanism (Cameron & Fowler 1971) and then destroyed, but a small amount of matter very Lithium rich is recycled to the interstellar medium. The net result is a reduction of ~ 0.6 dex for stars of metallicity comparable to that of NGC 6397. Note that a mass loss rate four times larger than the one assumed (which is within the uncertainty in the mass loss calibration) would leave the lithium essentially unaltered. Chieffi, Domínguez, Limongi, & Straniero (2001) have computed models for the evolution of zero metallicity stars. Such intermediate mass stars are capable of producing primary N and the most massive ones experience a normal AGB evolution, including thermal pulses and third dredge-up. What is interesting for us here, is that also in this case there is Li production via the Cameron-Fowler mechanism. We conclude that there are strong theoretical indications that at low metallicities N production is always accompanied by some Li production, so that Li is never totally depleted in the processed material. Mixing such material with material having the big bang lithium abundance would dilute nitrogen leaving it overabundant, but would not touch significantly lithium. Whether this is indeed a viable explanation depends very much on the precise degree of nitrogen enhancement. This may somehow alleviate the paradox, however some fine tuning is still needed in order to produce a Li abundance exactly at the level of the *Spite plateau*.

We are not here in a position to solve this puzzle, however we conclude this section by reasserting what we believe to be a sound observational fact: whichever the cause of these abundance anomalies, it cannot have altered significantly the Li content of the cluster stars.

6. Conclusions

The equivalent widths of the Li doublet of the 12 turn-off stars of NGC 6397 observed with VLT+UVES are consistent with the hypothesis that the stars all share the same Li abundance, the spread being entirely explained by observational error. The stars do not have exactly the same temperature but span a range of almost 300 K. We thus consider the chemical homogeneity of this cluster, which we found for iron abundances in Gratton et al. (2001), to be firmly established. Why a globular cluster like NGC 6397 should show a constant Li abundance, with essentially no intrinsic scatter, while M92, M71 and M13 show

a scatter is puzzling. We note here however, that while M92 is a very metal-poor cluster, comparable to NGC 6397, both M71 and M13 are rather metal-rich. In fact more metal rich than $[\text{Fe}/\text{H}] = -1.5$, which is roughly the metal-rich edge of the *Spite plateau*.

The constancy of Li abundances within the cluster has two important implications:

1. it poses a very stringent upper limit to the maximum intrinsic dispersion allowed for any proposed Li depletion mechanism, which must be less than 0.035 dex.
2. the good agreement between the mean Li abundance in the cluster and that obtained for the field stars suggests that this is in fact the primordial Li abundance.

The mean value of $A(\text{Li})$ in the cluster, based on 12 stars, including corrections for “standard” depletion and NLTE effects, is $A(\text{Li}) = 2.34$ with a standard deviation of 0.056. This is a statistical error to which we must add the systematic error corresponding to 80 K in the temperature scale, which amounts to 0.06 dex in Li abundance. Taking this value as the estimate of the primordial Li abundance, we obtain two possible values for the baryon-to-photon ratio: $n_b/n_\gamma = 4.3 \times 10^{-10}$ which, using the relation $\Omega_b h^2 = 3.66 \times 10^{-3} \times \eta \times 10^{-10}$, implies $\Omega_b h^2 = 0.016 \pm 0.04$, in good agreement with recent results from the abundance of D (D’Odorico, Dessauges-Zavadsky, & Molaro 2001; Levshakov et al. 2002) and ^3He (Bania, Rood & Balser 2002) and from the CMB fluctuation spectrum (de Bernardis et al. 2001); or $n_b/n_\gamma = 1.5 \times 10^{-10}$ which implies a low baryon density $\Omega_b h^2 = 0.005^{+0.0026}_{-0.0006}$. In spite of the considerable error on the Li abundance, the error on Ω_b is dominated by the error on the theoretical predictions of nucleosynthesis.

The lithium content of NGC 6397 supports the primordial origin of lithium in metal-poor stars and the standard big-bang model without need for any new physics.

Acknowledgements. Part of this work was done while PB was at the Observatoire de Paris-Meudon as a visitor. R. Cayrel and M. Spite are warmly thanked for many helpful discussions. This research was done with support from the italian MURST/MIUR COFIN2000 grants for the projects “Osservabili stellari di interesse cosmologico” (P.I. V. Castellani) and “Spettroscopia e studio dei processi fisici del Sole e delle stelle di tipo solare” (P.I. G. Peres)

References

- Alonso, A., Arribas, S., & Martinez-Roger, C., 1996 A&A, 313, 873
- Anthony-Twarog, B. J., & Twarog, B. A. 2000, AJ, 120, 3111
- Bania, T. M., Rood, R.T., & Balser D. S., 2002, Nature415, 54
- Boesgaard, A. M. & King, J. R. 2002, ApJ, 565, 587
- Boesgaard, A. M. & Tripicco, M. J. 1987, ApJ, 313, 389
- Boesgaard, A. M., Deliyannis, C. P., Stephens, A., & King, J. R. 1998 ApJ, 493, 206

- Boesgaard, A. M., Stephens, A., King, J. R., & Deliyannis, C. P. 2000, *Proc. SPIE*, 4005, 274
- Beveridge, C.R., Sneden, C. 1994 *AJ*, 108, 285
- Bonifacio, P. & Molaro, P. 1997, *MNRAS*, 285, 847
- Bonifacio, P. 2001, in *The link between stars and cosmology*, Eds. M. Chavez and D. Mayya, (Dordrecht: Kluwer), in press
- Cameron, A. G., Fowler, W. A. 1971, *ApJ*, 164, 111
- Carlsson et al. 1994, *A&A* 288, 860
- Castellani, V., Ciacio, F., degl'Innocenti, S., & Fiorentini, G. 1997, *A&A*, 322, 801
- Castilho, B. V., Pasquini, L., Allen, D. M., Barbuy, B., & Molaro, P. 2000, *A&A*, 361, 92
- Cayrel R., 1988 in *The Impact of Very High S/N Spectroscopy on Stellar Physics*. Eds G. Cayrel de Strobel and M. Spite (Dordrecht: Kluwer) 345
- Charbonnel, C. & Talon, S. 1999, *A&A*, 351, 635
- Chieffi, A., Domínguez, I., Limongi, M., & Straniero, O. 2001, *ApJ*, 554, 1159
- de Bernardis et al., 2001, *ApJ*, 564, 559
- Dekker, H., D'Odorico, S., Kaufer, A., Delabre, B., & Kotzlowski, H. 2000, *Proc. SPIE*, 4008, 534
- Deliyannis, C. P. & Pinsonneault, M. H. 1997, *ApJ*, 488, 836
- Deliyannis, C. P., Demarque, P., & Kawaler, S. D., 1990, *ApJ* 73, 21
- D'Odorico, S., Dessauges-Zavadsky, M., & Molaro, P. 2001, *A&A*, 368, L21
- François P. 1986, *A&A*, 160, 264
- Fuhrmann, K., Axer, M., & Gehren, T. 1994, *A&A* 285, 585
- Gratton, R., Sneden, C., Carretta, E., & Bragaglia, A. 2000 *A&A*, 354, 169
- Gratton, R. et al., 2001, *A&A* 369, 87
- Guenther, D. B., Kim, Y. -C., & Demarque, P. 1996, *ApJ*, 463, 382
- Henry, R. B. C., Edmunds, M. G., & Köppen, J. 2000, *ApJ*, 541, 660
- James, F. 1998 MINUIT, Reference Manual, Version 94.1, CERN, Geneva, Switzerland
- Kurucz, R. L. 1993, CD-ROM 13, 18, Smithsonian Astrophysical Observatory, <http://cfaku5.harvard.edu/>
- Lebreton, Y., Perrin, M. -N., Cayrel, R., Baglin, A., & Fernandes, J. 1999, *A&A*, 350, 587
- Levshakov, S. A., Molaro, P., Dessauges-Zavadsky, M., D'Odorico S., 2002, *Proceed. the 5th RESCEU International Symp. on New Trends in Theoretical and Observational Cosmology* (13-16 November, 2001: Tokyo, Japan), *astro-ph/0201043*
- Lucatello, S., & Gratton, R. 2002 *A&A* submitted
- Michaud, G., Fontaine, G., & Beaudet, G. 1984, *ApJ*, 282, 206
- Molaro, P. 1997, *ASP Conf. Ser.* 126: *From Quantum Fluctuations to Cosmological Structures*, 103
- Molaro, P. & Pasquini L., 1994 *A&A* 281,L77
- Molaro, P., Bonifacio, P., & Pasquini L., 1997, *MNRAS*, 292, L1
- Oke, J.B. 1990, *AJ*, 99, 1621
- Pasquini L., & Molaro P., 1996 *A&A* 307,761
- Pasquini, L., Liu, Q., & Pallavicini, R. 1994, *A&A*, 287, 191
- Pasquini, L., Randich, S., & Pallavicini, R. 1997, *A&A*, 325, 535
- Pasquini, L., Randich, S., & Pallavicini, R. 2001 *A&A* 374, 1017
- Pinsonneault, M. H., Walker, T. P., Steigman, G., & Narayanan, V. K. 1999, *ApJ*, 527, 180
- Pinsonneault, M.H., Steigman, G., Walker, T.P., Narayanan, V.K., 2001, *ApJ*, 571, in press, *astro-ph/0105439*
- Randich, S., Pasquini, L., & Pallavicini, R. 2000, *A&A*, 356, L25
- Randich, S. et al. 2002, *A&A*, submitted
- Romano D., Matteucci F., Molaro P., & Bonifacio P. 1999, *A&A* 352, 117
- Ryan, S.G., Norris, J.E., & Beers, T. C. 1999 *ApJ* 523, 654
- Salaris, M., & Weiss, A. 2001, *A&A*, 376, 955
- Smith, V.V., Lambert, D.L., Nissen, P.E. 1998, *ApJ*, 506, 405
- Spite, M. & Spite, F. 1982a, *Nature*, 297, 483
- Spite F., Spite M., 1982b *A&A* 115, 357
- Spite, F., & Spite, M., 1986 *A&A* 163, 140
- Swenson, F. J. 1995, *ApJ*, 438, L87
- Thèado, S., & Vauclair, S. 2001 *A&A* 375, 70
- Thévenin, F., Charbonnel, C., de Freitas Pacheco, J. A., Idiart, T. P., Jasiewicz, G., de Laverny, P., & Plez, B. 2001 *A&A*, 373, 905
- Vauclair, S. 1988 *ApJ*, 335, 971
- Vauclair, S. 1999 *A&A*, 351, 973
- Vauclair, S. & Charbonnel, C. 1995, *A&A*, 295, 715
- Vauclair, S. & Charbonnel, C. 1998, *ApJ*, 502, 372
- Ventura, P., D'Antona, F., Mazzitelli, I., & Gratton, R., 2001, *ApJ* 550, L65