

Possible link between the changing fine-structure constant and the accelerating universe via scalar-tensor theory *

Yasunori Fujii
Nihon Fukushi University
Handa, Aichi, 475-0012 Japan

abstract

In 1976, Shlyakhter showed that the Sm data from Oklo results in the upper bound on the time-variability of the fine-structure constant: $|\dot{\alpha}/\alpha| \lesssim 10^{-17} \text{y}^{-1}$, which has ever been the most stringent bound. Since the details have never been published, however, we recently re-analyzed the latest data according to Shlyakhter's recipe. We nearly re-confirmed his result. To be more precise, however, the Sm data gives either an upper-bound or an "evidence" for a changing α : $\dot{\alpha}/\alpha = -(0.44 \pm 0.04) \times 10^{-16} \text{y}^{-1}$. A remark is made to a similar re-analysis due to Damour and Dyson. We also compare our result with a recent "evidence" due to Webb et al, obtained from distant QSO's. We point out a possible connection between this time-dependence and the behavior of a scalar field supposed to be responsible for the acceleration of the universe, also revealed recently.

1 How did constants cease to be constant?

More than 60 years ago, Dirac startled the science community by saying that the gravitational constant G is not a true constant, but decays like the inverse of the cosmic time t :¹

$$G(t) \sim t^{-1}, \quad (1)$$

from which follows that the rate of the fractional change \dot{G}/G should be like

$$\frac{\dot{G}}{G} \sim -t^{-1} \sim -10^{-10} \text{y}^{-1}, \quad (2)$$

because the present age of the universe is believed to be somewhere around 10^{10}y .

I do not know how many physicists were really convinced with Dirac's argument, based on the "Large-numbers Hypothesis." No matter what philosophy he had started with, however, it is clear that he opened up a new view of looking at the very fundamental aspect of laws of Nature. Some people tried hard to prove or disprove his result. But the number is so small that almost any noise would easily wipe out the real effect if there is any.

*Delivered at First International ASTROD School and Symposium, September 12-23, 2001, Beijing.

So far no solid evidence for the changing G has been reported. We have heard only about upper bounds, like

$$\frac{\dot{G}}{G} = \begin{cases} (0.2 \pm 0.4) \times 10^{-11} \text{y}^{-1}, & \text{Viking Project(1983),} \\ (-0.06 \pm 0.2) \times 10^{-11} \text{y}^{-1}, & \text{Binary Pulsar(1996).} \end{cases}$$

These are already below Dirac's prediction. The search for the changing G may appear to have lost the motivation. We have now, however, “unified theories,” attempts of unifying physics of gravitation and of microscopic world. According to the theoretical models, including string theory as one of the best known examples, time-dependence of various coupling constants should be expected generically for the following reasons:

- Truly constant coupling constants in the theories at the deeper level in higher-dimensional spacetime.
- At another level we have a realistic theory in 4 dimensions, where the *effective* coupling constants to be measured are derived from those in the fundamental theories through the process of compactification.
- In this process, some of the scalar fields, notably a dilaton, comes into play. The scalar fields are expected to change slowly as the universe evolves, and so do the effective coupling constants.

In this context, the way the coupling constants change may be different from the way Dirac envisioned. Obviously coupling constants are not only confined to the gravitational coupling constant, but also include other coupling constants, notably the fine-structure constant $\alpha = e^2/(4\pi\hbar c)$, the square of the electromagnetic coupling constant and its strong interaction analogue α_s . The result of the past investigations on their time variability is summarized:

Most of them are upper bounds, except for the last entry on the recent result due to Webb *et al.*, who claim the first “evidence” of the changing α .² As another point to be noticed in this Table, we find that the “Oklo phenomenon” gives an upper bound several orders of magnitude better than any other results.

2 Oklo phenomenon

Oklo is the name of a uranium mine in Gabon, West Africa, but should be remembered as a place where the evidence of “natural reactors” was discovered

Sources	Look-back time(y)	$\dot{\alpha}/\alpha(\text{y}^{-1})$	$\dot{\alpha}_s/\alpha_s(\text{y}^{-1})$
Primord nucl synth Hoyle et al, 1965	1×10^{10}		1×10^{-13}
Very long-lived nuclei Dyson, 1967	5×10^9	3×10^{-13}	
Stellar nuc synthesis Davies, 1972	5×10^9		2×10^{-12}
Oklo phenomenon Shlyakhter, 1976	2×10^9	1×10^{-17}	5×10^{-19}
Time standards Prestage et al, 1995	0	3×10^{-13}	
Distant QSO Webb et al, 2001	1×10^{10}	7×10^{-16}	

Table 1: Results for time-variability of α and α_s .

and verified for the first time in 1974.³ By natural reactors, we mean that self-sustained nuclear fission reactions occurred *naturally* about 2 billion years ago, lasting some million years. This was a rediscovery of the theoretical prediction due to Kuroda in 1955.⁴

Though it might sound rather strange, this phenomenon took place for several reasons. The most crucial among them is the fact that the abundance of ^{235}U must have been $\sim 3\%$, much higher than the present value 0.7207% due to the difference between lifetimes of ^{235}U and ^{238}U . Since 1974, extensive studies have been made on the remnants of fission products in the so-called reactor zones in Oklo.

In 1976, Shlyakhter pointed out that observation of the isotope ^{149}Sm could be useful in determining how much different the nuclear reactions 2 billion years ago were from what they are today.⁵ The natural abundance of this isotope is 13.8%, while the observation in Oklo showed much smaller values. This deficit can be understood in terms of the consumption due to the neutron absorption reaction:



that had occurred inside natural reactors.

This scenario was verified by using the data obtained from today's laboratories. This implied that the parameters of the reaction (3) should not have been very much different from what they are today. This conclusion was made even more precise by noting that this reaction is dominated by a resonance lying as

low as $E_r = 97.3\text{meV}$, which is smaller by more than 7 orders of magnitude than a typical energy scale $\sim 1\text{MeV}$ in most of the nuclear reactions. The half-width is also very narrow; 61.0meV .

In view of the smallness of E_r , we should consider that the presence of this resonance is a consequence of a nearly complete cancellation between two interactions; repulsive Coulomb energy and the nuclear force due to the strong interaction, leaving a tiny residual effect. Suppose we fictitiously change the value of α . No matter how slight the change $\Delta\alpha$ might be, the residual change ΔE_r of the resonance energy could be substantial, particularly in terms of the relative change $\Delta E_r/E_r$. The same must be true then for the cross section σ_{149} itself.

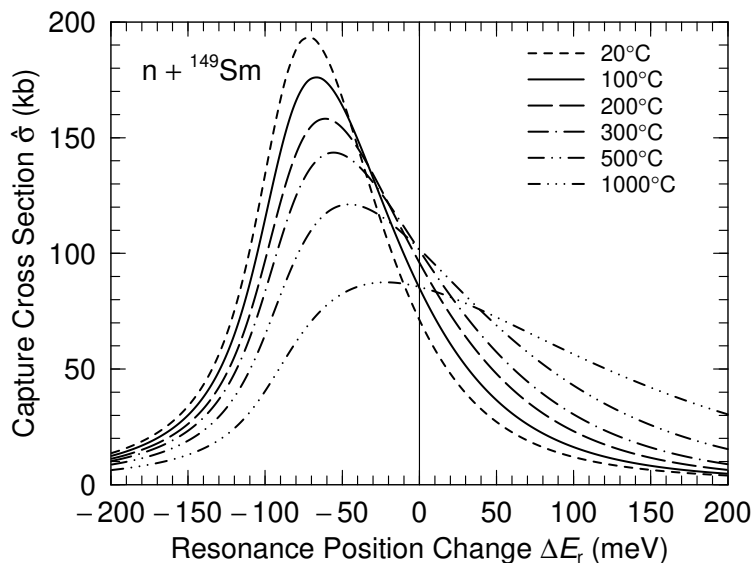


Figure 1: Effective cross section for $n + {}^{149}\text{Sm} \rightarrow {}^{150}\text{Sm} + \gamma$, for thermally averaged neutrons, plotted against ΔE_r .

This is an excellent example of an enhancement mechanism, only by which one can measure something very small. In Fig. 1, we plotted the cross section $\hat{\sigma}_{149}$ as a function of ΔE_r , also assuming that the neutron flux is in the thermal equilibrium of the temperature T . The hat attached above σ implies that the Boltzmann distribution is normalized to a particular temperature $T_0 = 20.4^\circ\text{C}$, as a convention in most of the Oklo analyses, hence the ordinary cross section σ is given by $\sigma(T) = \sqrt{(\pi/4)(T_0/T)}\hat{\sigma}(T)$. We see how sensitively $\hat{\sigma}$ depends on ΔE_r . If E_r 2 billion years ago were to have been smaller than the present value

by as little as 10meV ($\Delta E_r = -10\text{meV}$) and $T = 20^\circ\text{C}$, for example, the cross section would have been larger by about 10%.

The trouble is, however, his paper in 1976 was too short to give any details on what the numerical result was like as well as what quality his data was. It is rather difficult to know how reliable his final result was. We finally decided to re-do what he did previously. We reconstructed his formulation based on his unpublished paper.⁶

We soon realized that a major source of error comes from the following situation.⁷ Each of the natural reactors must have come to an end in millions of years. Even after this termination, some amount of the isotope might have migrated from outside into the core part. This amount has nothing to do with the nuclear interaction we are interested in. We tried to minimize this contamination due to weathering and related phenomena as much as we could. For this purpose we chose five samples taken from deep underground with a great care of geologist's expertise. In this way we obtained the data of quite good quality.

We analyzed the evolution equations for the system of ^{235}U , ^{147}Sm , ^{148}Sm , ^{149}Sm , obtaining

$$\hat{\sigma}_{149} = 91 \pm 6\text{kb}.$$

We used several ways to estimate the temperature, finding

$$T = 200 - 400^\circ\text{C}.$$

Applying these ranges to Fig. 1, we found two *separate* ranges:[†]

$$\Delta E_r = \begin{cases} 9 \pm 11 \text{ meV}, & \text{for the right-branch range,} \\ -97 \pm 8 \text{ meV}, & \text{for the left-branch range.} \end{cases}$$

Two ranges were obtained because a horizontal line corresponding to the observed cross section intersects the theoretical curve of the cross section for each temperature at two points, at both sides of the peak.

The right-branch range covers $\Delta E_r = 0$, giving a null result with an upper bound as usual, whereas the left-branch range indicates, as it is, that the value of ΔE_r was *different* from today's value by 12 standard deviations.

We use a theoretical analysis:⁸

$$\frac{\Delta\alpha}{\alpha} = \frac{\Delta E_r}{\mathcal{M}_c},$$

[†]The result for the right-branch range replaces Eq. (27) in reference 9, where the erroneous lower end was shown inadvertently.

where the mass scale \mathcal{M}_c is estimated to be

$$\mathcal{M}_c \approx -1.1\text{MeV}.$$

This allows us to translate ΔE_r to the change of α :

$$\frac{\Delta\alpha}{\alpha} = \begin{cases} -(0.8 \pm 1.0) \times 10^{-8}, \\ (0.88 \pm 0.07) \times 10^{-7}. \end{cases}$$

By dividing by $-2 \times 10^9\text{y}$ we finally arrive at

$$\frac{\dot{\alpha}}{\alpha} = \begin{cases} (0.4 \pm 0.5) \times 10^{-17}\text{y}^{-1}, \\ -(0.44 \pm 0.04) \times 10^{-16}\text{y}^{-1}. \end{cases}$$

As it turns out, the result from the right-branch agrees very well with what Shlyakhter obtained in 1976. In this sense we have confirmed his result. The agreement to this extent, however, seems rather accidental, because it is unlikely that the data as good as ours was available at early years of Oklo investigations.

We tried hard if we could eliminate the non-null result from the left-branch range by using other isotopes. We had results from ^{155}Gd and ^{157}Gd for which exceptionally low-lying resonances play important roles. Unfortunately, we reached the conclusion short of complete, because better “efficiency” of the resonances made the residual abundance even scarcer, and left results more “contaminated.” The null result is certainly favored but not beyond that.

We also mention, on the other hand, that the same kind of re-analysis had been made by Damour and Dyson, who used, however, older and more contaminated data.⁸ As a result, they reached a much wider range of ΔE_r , essentially covering our two ranges together without separation between them.

3 Result from distant QSO's

By a recent analysis of the spectral lines from distant QSO's, Webb *et al.* obtained the first evidence for the changing α .² They exploited relativistic corrections to the spectrum having another α^2 -dependence compared with the Balmer series spectrum. In this way they enhanced the number of lines to be analyzed by a factor 10, hence the statistics by 100, compared with the measurements of alkali doublet splitting made so far. By using the data from 49 QSO's with the look-back time ranging from 40% to 90% of the age of the universe $\sim 1.4 \times 10^{10}\text{y}$, they concluded

$$\frac{\Delta\alpha}{\alpha} = (-7.5 \pm 1.8) \times 10^{-6},$$

indicating a non-zero result beyond 4.3σ .

Our Oklo result is at least 2 orders smaller, but the look-back time is also smaller; $\approx 15\%$ in the above sense. Combining them all it looks as if the time-dependence as a function of the cosmic time was nonmonotonic, or even oscillating.

4 An accelerating universe

Recent analyses of Type Ia supernovae finally concluded that the universe is accelerating,⁹ described best in terms of a small but nonzero cosmological constant with the size as given by

$$\Omega_\Lambda = 0.6 - 0.7.$$

This turns out to be in agreement with other kinds of analyses, including the age of the universe, large-scale structure, number-counting of distant galaxies and lens statistics. We used to have the “first face” of the cosmological constant problem; why it is smaller than the theoretically natural value $\sim M_{\text{P}}^4$ by as much as 120 orders of magnitude. Now we confront the “second face;” how we can understand a nonzero Ω_Λ rather close to unity. This is closely connected with the “coincidence problem,” why are we so lucky to be in this very special epoch in which $\Omega_\Lambda \sim 1$?

A possible reply to the first question is to call for the scenario of a decaying cosmological constant; $\Lambda(t) \sim t^{-2} \sim 10^{-120}$. This has been implemented successfully in terms of a version of the scalar-tensor theory.¹⁰ According to this scenario, today’s Λ is small only because we are old. More specifically, we think it convenient to use the reduced Planckian unit system in which $c = \hbar = M_{\text{P}} (= (8\pi G)^{-1/2}) = 1$. The age of the universe $t \approx 1.3 \times 10^{10} \text{y}$ is given in units of the Planck time as $\log t \sim 60$, from which follows $\rho_{\text{cr}} \sim t^{-2} \sim 10^{-120}$, compared with a theoretical estimate $\Lambda_{\text{th}} \sim 1$, the easiest way to understand a number $\sim 10^{120}$.

We studied a prototype Brans-Dicke model with Λ added to the Lagrangian:

$$\mathcal{L} = \sqrt{-g} \left(\frac{1}{2} \xi \phi^2 R - \epsilon \frac{1}{2} g^{\mu\nu} \partial_\mu \phi \partial_\nu \phi - \Lambda + L_{\text{matter}} \right), \quad (4)$$

with the scalar field ϕ and the BD parameter ω , where we use the notations, $\epsilon = \text{Sign}(\omega)$ and $|\omega| = (1/4)\xi^{-1}$. The first term on the right-hand side is called a nonminimal coupling term which implies that we have an effective gravitational constant $G_{\text{eff}} = (8\pi\xi\phi^2)^{-1}$, which is spacetime dependent, in general.

We emphasize that a conformal transformation $ds^2 \rightarrow ds_*^2 = \Omega(x)^{-2} ds^2$, with a local function $\Omega(x)$, is inherently important in any theory with a nonminimal

coupling term. By a conformal transformation we move from one conformal frame to another. A special conformal frame in which the Lagrangian is given by (4) is called the J(ordan) frame, while the conformal transformation chosen by

$$g_{\mu\nu} = \Omega^2 g_{*\mu\nu}, \quad \text{with} \quad \Omega^2 = \xi \phi^2, \quad (5)$$

takes us to the E(instein) frame, in which the same Lagrangian (4) is re-expressed as

$$\mathcal{L} = \sqrt{-g_*} \left(\frac{1}{2} R_* - \frac{1}{2} g_*^{\mu\nu} \partial_\mu \sigma \partial_\nu \sigma - \Lambda e^{-4\zeta\sigma} + L_{*\text{matter}} \right), \quad (6)$$

where the new scalar field σ is defined by

$$\phi = \xi^{-1/2} e^{\zeta\sigma}, \quad \zeta^{-2} = 6 + \epsilon \xi^{-1}, \quad (7)$$

with the coupling strength ζ . Substituting this into the second of (5) yields

$$\Omega = e^{\zeta\sigma}. \quad (8)$$

We notice that the nonminimal coupling term has now been removed and the Λ term acts as a potential, $\Lambda e^{-4\zeta\sigma}$. The energy density of σ allows an interpretation as an effective cosmological constant Λ_{eff} in the E frame. It has been argued frequently that the J frame is a physical conformal frame where we live. Our study of the cosmology with Λ added reveals, however, that the E frame is to be preferred with a remedy assumed in the matter Lagrangian.¹¹ It also turns out that the quantum anomaly effect coming from interactions among matter fields is crucially important.

We also derive the (classical) cosmological equation in spatially flat Friedmann universe. The attractor solution can be obtained, which yields

$$\rho_\sigma = \Lambda_{\text{eff}} = \frac{1}{2} \dot{\sigma}^2 + \Lambda e^{-4\zeta\sigma} \sim t_*^{-2} \sim \rho_{*m}, \quad (9)$$

where t_* is the cosmic time in the E frame. This equation shows that the effective Λ does decay like t_*^{-2} , as expected. This is the behavior sometimes called “scaling” in the current discussion of “quintessence,¹²” and is a necessary condition for the solution of the coincidence problem.

We find, however, that this behavior is precisely the same way as the ordinary matter density ρ_{*m} falls off, as also shown in (9). This situation does not correspond to the observational finding which requires, in the present context, that ρ_σ stays nearly constant at least temporarily, not necessarily forever, thus *mimicking* a cosmological “constant.” In order to meet this second face, we make

use of a feature called a “hesitation behavior,” which is unique to a fast falling potential like an exponential potential. This implies that there is a duration of time when the scalar field stays nearly constant, thus is expected to act like a cosmological constant. We find, however, this “built-in” mechanism is short of resulting in such a “large” $\Omega_\Lambda \sim 0.7$.

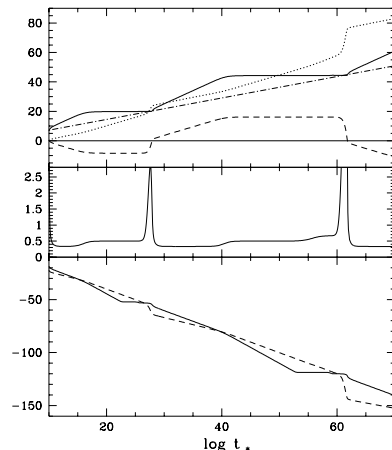


Figure 2: An example of the solution of the classical equation for the potential $V(\sigma, \chi)$. Upper diagram: $b = \ln a_*$ (dotted), σ (solid) and 2χ (dashed) are plotted against $\log t_*$. The present epoch corresponds to $\log t_* = 60.1 - 60.2$, while the primordial nucleosynthesis must have taken place at $\log t_* \sim 45$. The parameters are $\Lambda = 1, \zeta = 1.5823, m = 4.75, \gamma = 0.8, \kappa = 10$. The initial values at $t_1 = 10^{10}$ are $\sigma_1 = 6.7544, \sigma'_1 = 0$ (a prime implies differentiation with respect to $\tau = \ln t_*$), $\chi_1 = 0.21, \chi'_1 = -0.005, \rho_{1\text{rad}} = 3.7352 \times 10^{-23}, \rho_{1\text{dust}} = 4.0 \times 10^{-45}$. The dashed-dotted straight line represents the asymptote of σ given by $\tau/(2\zeta)$. Notice long plateaus of σ and χ , and their rapid changes during relatively “short” periods. Middle diagram: $\alpha_* = b' = t_* H_*$ for an effective exponent in the local power-law expansion $a_* \sim t_*^{\alpha_*}$ of the universe. Notable leveling-offs can be seen at 0.333, 0.5 and 0.667 corresponding to the epochs dominated by the kinetic terms of the scalar fields, the radiation matter and the dust matter, respectively. Lower diagram: $\log \rho_s$ (solid), the total energy density of the $\sigma - \chi$ system, and $\log \rho_{*m}$ (dashed), the matter energy density. Notice an interlacing pattern of ρ_s and ρ_{*m} , still obeying $\sim t_*^{-2}$ as an overall behavior. Nearly flat plateaus of ρ_s precede before ρ_s overtakes ρ_{*m} , hence with Ω_Λ passing through 0.5.

We searched for a remedy on a try-and-error-basis, coming across finally a “two-scalar model.” We introduced another scalar field, called χ , together with an interaction potential in the E frame:

$$V(\sigma, \chi) = e^{-4\zeta\sigma} \tilde{V}(\sigma, \chi),$$

where

$$\tilde{V} = \Lambda + \frac{1}{2} m^2 \chi^2 [1 + \gamma \sin(\kappa\sigma)],$$

with m, γ , and κ constants chosen not to be very much different from unity in the reduced Planckian unit system. Note that this potential goes into the exponential

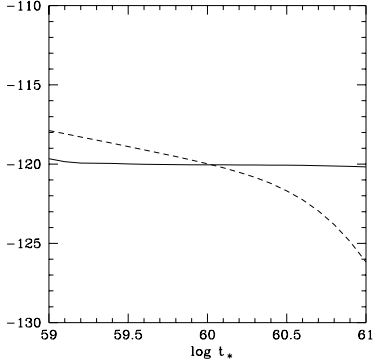


Figure 3: Magnified view of $\log \rho_s$ (solid) and $\log \rho_{*m}$ (dashed) in the lower diagram of Fig. 2 around the present epoch. Note that ρ_s is very flat in this diagram extending back to the past of $z = 5.2 - 6.9$ for the assumed age $(1.1 - 1.4) \times 10^{10} \text{y}$.

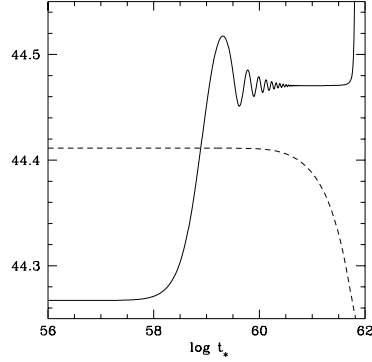


Figure 4: Magnified view of σ (solid) and $0.02\Phi + 44.25$ (dashed) in the upper diagram of Fig. 2. Note that the vertical scale has been expanded by approximately 330 times as large compared with Fig. 2. With the time variable $\tau = \ln t_*$, the potential V grows as the multiplying factor $t_*^2 = e^{2\tau}$. The potential wall for σ becomes increasingly steeper, thus confining σ further to the bottom of the potential, as noticed by an oscillatory behavior of σ with ever increasing frequency measured in τ . The growing V causes χ eventually to fall downward, resulting in the collapse of the confining potential wall. The stored energy is then released to unleash σ .

potential as before in the limit $\chi = 0$. This potential might look complicated and artificial, but turns out to result in many desired features, as one will find in a typical example of the solution illustrated in Fig. 2. See Ref. 13 for more details.

We fine-tuned parameters and initial values moderately. Around the present epoch, $\log t_{*0} \sim 60$, the density $\rho_s = \Lambda_{\text{eff}}$ for the scalar-field system surpassed the ordinary density ρ_{*m} as shown in Fig. 3, giving $\Omega_\Lambda = 0.75$ with the Hubble parameter $H_0 = 72.9 \text{km/sec/Mpc}$. The coincidence problem is now less severe because a “mini-inflation” is one of the *repeated* events, instead of a once-and-for-all occurrence in the whole history of the universe.

Figs. 3,4 are magnified view around the present epoch. In particular, Fig. 4 shows an oscillatory behavior of σ , which might be related to the time variation of α , as will be discussed.

5 Time-dependent fine-structure constant?

We consider QED as matter part of the Lagrangian (4) in the J frame, by introducing a charged spinor field ψ and the Maxwell field:

$$\mathcal{L}_{\text{matter}} = \sqrt{-g} \left(-\bar{\psi} (\not{D} + ie\not{A} + m) \psi - \frac{1}{4} F F \right), \quad (10)$$

where the charge e is assumed truly constant in this J frame.

We apply the conformal transformation. In the E frame we include the loop integrals which are divergent, hence requiring *regularization*. For this purpose we assume D -dimensional spacetime. We stay in D dimensions until we go to the limit $D \rightarrow 4$ at the end of the calculation.

To be noticed is the fact that the Maxwell theory is conformally invariant in 4 dimensions. It then follows that the electromagnetic field A_μ in D dimensions is transformed into $A_{*\mu}$ defined by

$$A_{*\mu} = \Omega^{2-d} A_\mu, \quad (11)$$

where $d = D/2$. It also follows

$$e_* = \Omega^{d-2} e = e e^{(d-2)\zeta\sigma} \approx e [1 + (d-2)\zeta\sigma]. \quad (12)$$

It appears that e remains unchanged for $d \rightarrow 2$. According to the spirit of dimensional regularization, however, we leave $d - 2$ as it is at the moment. (12) implies that a change of the field σ induces a classical change of the electric charge e_* :

$$\Delta e_* = \zeta(d-2)e_*\Delta\sigma. \quad (13)$$

We consider the electromagnetic vertex of ψ , inserting a ψ loop in the photon self-energy part, which develops a pole $(2-d)^{-1}$. This cancels the zero $(d-2)$ in (13), leaving a finite contribution, in the same manner as we obtain quantum *anomalies*. In this way we arrive at

$$\frac{\Delta\alpha_*}{\alpha_*} = \frac{\alpha_*}{2\pi} \Delta\sigma \approx 1.2 \times 10^{-3} \Delta\sigma. \quad (14)$$

From the example shown in Fig. 4, we find $\Delta\sigma \approx 5 \times 10^{-2}$ during the time span $10^{59} - 10^{60}$ corresponding to the look-back time of 90% of the age of the universe. Using this on the right-hand side of (14), we finally obtain

$$\frac{\Delta\alpha_*}{\alpha_*} \approx 0.6 \times 10^{-4}, \quad (15)$$

which is found to be an order of magnitude too large compared with the observation in Ref. 2.

We need to select other solutions by changing the initial values slightly, without changing the result for Ω_Λ and H_0 in any appreciable amount. Also we have to improve the theoretical calculation with respect to other particles inside the loop.

At this moment, we only say that comparison with the result on $\Delta\alpha/\alpha$ constrains the cosmological solution much further beyond fitting the accelerating universe alone. Details of the analysis will be published elsewhere.^{14‡}

6 Concluding remarks

Based on an assumption in the scalar-tensor theory, we have come to providing an explicit implementation of the idea that time-dependence of the fine-structure constant ensues from the evolution of the scalar field, which is responsible for the accelerating universe. Still even at this preliminary stage, the order-of-magnitude agreement between the sizes of the two phenomena seems remarkable.

As another outcome unique to the scalar-tensor theory, we point out that the proposed remedy to the prototype Brans-Dicke model entails the occurrence of non-Newtonian gravity featuring a finite force-range and the violation of Weak Equivalence Principle probably within the observed constraints obtained so far.¹⁶

References

- [1] P.A.M. Dirac, *Proc. Roy. Soc. A* **165**, 199 (1938).
- [2] J.K. Webb, M.Y. Murphy, V.V. Flambaum, V.A. Dzuba, J.D. Barrow, C.W. Churchill, J.X. Prochaska and A.M. Wolfe, *Phys. Rev. Lett.* **87**, 091301 (2001).
- [3] R. Neudet, *Oklo: des réacteurs nucléaires fossiles, Collection CEA* (Eyrolles, Paris, 1991).
- [4] P.K. Kuroda, *J. Che. Phys.* **25**, 781 and 1295 (1956).
- [5] A. Shlyakhter, *Nature* **264**, 340 (1976).

[‡]After having submitted the paper, we came, by a careful analysis of the conformal frame taking the quantum nature of particle masses into account, to find¹⁴ that our analysis leads eventually to a time-dependent G with $|\dot{G}/G| \lesssim 10^{-14} \text{y}^{-1}$, which might be tested in the future by the measurements as proposed in Refs. 15.

- [6] A. Shlyakhter, ATOMKI Report A/1 (1983), unpublished.
- [7] Y. Fujii, A. Iwamoto, T. Fukahori, T. Ohnuki, M. Nakagawa, H. Hidaka, Y. Oura and P. Möller, *Nucl. Phys. B* **573**, 377 (2000).
- [8] T. Damour and F.J. Dyson, *Nucl. Phys.* **B480**, 37 (1996).
- [9] G. Riess *et.al.*, *AJ.* **116**, 565, 1009 (1998): S. Perlmutter *et al*, *ApJ.* **517** (1999).
- [10] Y. Fujii and T. Nishioka, *Phys. Rev.* **D42**, 361 (1990), and papers cited there in.
- [11] Y. Fujii, *Prog. Theor. Phys.* **99**, 599 (1998).
- [12] See, for example, J.R. Caldwell, R. Dave and P.J. Steinhardt, *Phys. Rev. Lett.* **80**, 1582 (1998).
- [13] Y. Fujii, *Phys. Rev.* **D62**, 064004 (2000).
- [14] Y. Fujii and K. Maeda, *Scalar-tensor theory of gravitation* (Cambridge University Press), to be published.
- [15] C.-J. Tang and W.-T. Ni, Asteroid Perturbations and Mass Determination for the ASTROD Space Mission: D.-W. Chiou and W.-T. Ni, Orbit Simulation for the Determination of Relativistic and Solar-System Parameters for the ASTROD Space Mission, both presented to the 33rd COSPAR Scientific Assembly, Warsaw, 16-23 July, 2000, to be published in *Advances in Space Research* (2002).
- [16] Y. Fujii, *Phys. Rev.* **D62**, 044011 (2000).