

GROWTH OF A PEANUT SHAPED BULGE VIA RESONANT TRAPPING OF STELLAR ORBITS IN THE VERTICAL INNER LINDBLAD RESONANCES

A. C. QUILLEN¹

Department of Physics and Astronomy, University of Rochester, Rochester, NY 14627;
 aquillen@pas.rochester.edu
Draft version October 23, 2019

ABSTRACT

We present a simple resonant Hamiltonian model for the vertical response of a stellar disk to the growth of a bar perturbation. As a bar perturbation grows stars become trapped in vertical Inner Lindblad resonances and are lifted into higher amplitude orbits. This model predicts that stars on the outer side of the resonance are lifted higher than stars on the inner side, offering an explanation for the sharp outer edge of the boxy/peanut. The vertical structure of a boxy and peanut shaped bulge as a function of radius and azimuthal angle in the galaxy plane can be predicted from the strength and speed of the bar perturbation and the derivatives of the gravitational potential.

Subject headings:

1. INTRODUCTION

The existence of spiral galaxy bulges with boxy or peanut shapes has been recognized for many years through the study of edge-on galaxies (e.g., Burbridge & Burbridge 1959; de Vaucouleurs 1974). Recent work has found that edge-on galaxies with prominent boxy or peanuts shaped bulges in most cases show kinematic evidence for non-circular motions associated with a bar, whereas galaxies lacking boxy or peanut shaped bulges do not show kinematic evidence for a bar (Bureau & Freeman 1999; Merrifield & Kuijken 1999). A few cases exist where highly inclined systems exhibit both bars and peanuts (e.g., NGC 7582, Quillen et al. 1997 and NGC 4442, Bettoni & Galletta 1994). The link between a galactic bar and a boxy/peanut shaped bulge has been firmly established.

Mechanisms proposed to explain the formation of boxy and peanut shaped structures include accretion of small satellite galaxies (Binney & Petrou 1985), bar-buckling via the fire-hose type instability (Toomre 1966; Raha et al. 1991; Merritt & Sellwood 1994; Fridman & Polyachenko 1984) and resonant heating (Pfenniger 1984, 1985; Combes et al. 1990).

If the boxy/peanut shapes take nearly a Hubble time to grow, as found in the N-body simulations of Combes et al. (1990), then there should be barred galaxies which lack boxy/peanut shaped bulges. However Bureau & Freeman (1999) considered a control sample of edge-on galaxies lacking boxy/peanut bulges. No examples of barred galaxies that lack a boxy/peanut shaped bulge have yet been identified.

Conversely it is possible to search for barred galaxies which have recently formed bars. If boxy/peanuts require many rotation periods to form then these barred galaxies should have normal (non-boxy) bulges. Because of the high rate of star formation along the bar Quillen et al. (1997) inferred that NGC 7582 was a case of a recently formed bar. They pointed out that the galaxy bulge did show a strong prominent peanut and so argued that boxy/peanut shaped bulges are formed quickly after the

onset of a bar. Because stochastic resonant heating is expected to take a Hubble time to operate (Combes et al. 1990), Quillen et al. (1997) suggested that the fire-hose or bar buckling instability mechanism was more likely to be responsible for the resulting bar/peanut shaped bulge in NGC 7582.

N-body simulations have suggested that the boxy/peanut shape is supported by stars that are trapped around the 2:2:1 periodic orbit family (see Pfenniger & Friedli 1991). The fire-hose (bar-buckling) instability relies on the centrifugal force caused by highly eccentric orbits in the plane caused by the bar. Calculations of the instability have not explicitly take into account the structure of the stellar orbits which support the bar and boxy/peanut bulge (Fridman & Polyachenko 1984). The fire-hose instability scenario for bar-buckling (beautifully illustrated in 3D N-body simulations by Raha et al. 1991) predicts that the galaxy will literally be bent in a U-shape while the galaxy buckles, however no examples of U-shaped edge-on galaxies have been identified in galaxy surveys (with the exception of galaxies which are believed to be ram pressure stripped in clusters). It is likely that the period of time during which the galaxy is U-shaped is short. However galaxy collisions have a similar estimated lifetime and are detected in nearby galaxy surveys.

The main observational problem faced by the bar-buckling fire-hose instability is that the boxy/peanut shaped bulges produced seem to be shorter relative to the disk exponential scale length than observed. However the longer timescale resonant explanations for the boxy/peanut shaped, since they associate the boxy/peanut shape with a particular resonance, are capable qualitatively and numerically (Combes et al. 1990) of matching the observed sizescale of the boxy peanut.

Physical understanding of the two different mechanisms has been guided by N-body simulations. Only recently has it been possible to carry these out with sufficient numbers of particles that they exhibit such 3-dimensional phenomena (Raha et al. 1991; Combes et al. 1990). The number of particles simulated is still less than present in

¹ Visitor, Physics Department, Technion, Israel Institute of Technology

a galaxy and so the vertical structure of the simulated galactic disks has necessarily been poorly resolved and the velocity dispersion in the direction perpendicular to the galactic plane higher than realistic. If we could simulate the 3-dimensional structure of galaxies to a higher degree of accuracy we may find that stars are caught in the vertical resonances at earlier times or that galaxies with larger bulges were prone to buckling.

To reconcile the differences between these two mechanisms in this paper we consider an intermediate type of model for the growth of the peanut shaped bulge. We investigate the possibility that the growth of the bar itself traps particles in the vertical Inner Lindblad Resonances (ILRs). Since this would happen as the bar grows, all barred galaxies should exhibit boxy/bulge shaped peanuts. The mechanism does not require that the galaxy be bent during the bar growth period.

We develop a simple analytical model for these resonances and use it to predict the vertical distribution of a bar following the growth of the bar. Our approach of considering resonance trapping is similar to that explored by Sridhar & Touma (1996) for disk heating. However their model is for the general case of a growing axisymmetric disk, whereas our model applies specifically to a growing bar perturbation.

2. DYNAMICAL MODEL

We first consider the Hamiltonian lacking perturbations

$$H_0(L, p_r, p_z; \theta, r, z) = \frac{L^2}{2r^2} + \frac{p_r^2}{2} + \frac{p_z^2}{2} + V_0(r, z) \quad (1)$$

where V_0 is the gravitational potential which is assumed to be axisymmetric and L, p_r, p_z are the momenta conjugate to the cylindrical coordinates θ, r, z . For the 2 dimensional problem restricted to the Galactic plane ($z = 0, p_z = 0$), Contopoulos (1975) showed how to put the Hamiltonian in the form

$K_0(I_1, I_2; \theta_1, \theta_2) = h + \kappa I_1 + \Omega I_2 + a I_1^2 + 2b I_1 I_2 + c I_2^2 \dots$ (2) in a third order epicyclic approximation. The action variables $I_1 = \frac{1}{2\pi} \int \dot{r} dr$ and $I_2 = J_0 - J_c$ are integrals of motion when the Hamiltonian is unperturbed. J_0 is the particle's angular momentum whereas J_c is the angular momentum of a particle in a circular orbit at a radius r_c which is the radius of a circular orbit with energy h . θ_1 is the epicyclic angle and θ_2 is the azimuth of the epicyclic center. θ_1 and θ_2 are the angle variables conjugate to I_1 and I_2 . κ is the epicyclic frequency and Ω the angular rotation rate; both are evaluated at $r = r_c, z = 0$.

To extend the theory into the third dimension we must add additional terms to the restricted Hamiltonian which depend upon z ;

$$H_0 = K_0 + H_{0z}. \quad (3)$$

We expand the potential V_0 about z and r_c defining the variables

$$\nu^2 = \frac{\partial^2 V_0}{\partial z^2} \quad (4)$$

$$\lambda = \frac{\partial^4 V_0}{\partial z^4}$$

which are evaluated at $z = 0, r = r_c$. Inserting this into the full Hamiltonian we find

$$H_{0z}(L, p_r, p_z; \theta, r, z) = \frac{1}{2}(p_z^2 + \nu^2 z^2) + \frac{\lambda z^4}{4!} + \frac{\nu^2 z^2}{2} [r_c \Omega^2 (r - r_c) + \frac{1}{2}(\kappa^2 - 3\Omega^2)(r - r_c)^2] \quad (5)$$

where we have made use of the relations $\Omega^2 = \frac{1}{r} \frac{\partial V_0}{\partial r}$, $\kappa^2 = \frac{\partial^2 V_0}{\partial r^2} + 3\Omega^2$ and both Ω and κ are evaluated at $r = r_c, z = 0$.

Drawing from Contopoulos (1975) we can choose a third action variable I_3 to represent the amplitude of vertical oscillations.

$$z \approx \left(\frac{2I_3}{\nu} \right)^{1/2} \cos(\theta_3) \quad (6)$$

$$\frac{dz}{dt} \approx -(2I_3 \nu)^{1/2} \sin(\theta_3)$$

where ν is the vertical oscillation frequency and θ_3 is the angle associated with the vertical oscillations.

After a couple of canonical transformations (see appendix) the Hamiltonian to second order in $I_3^{1/2}$ takes the form

$$H_{0z}(I_1, I_2, I_3; \theta_1, \theta_2, \theta_3) = \nu I_3 + \frac{\lambda I_3^2}{32\nu^2} + (\kappa^2 - 3\Omega^2) \frac{\nu I_1 I_3}{4\kappa}. \quad (7)$$

Since this is independent of the angles $\theta_1, \theta_2, \theta_3$, the momenta I_1, I_2, I_3 are conserved quantities and we say we have put the non-perturbed Hamiltonian in action angle form.

2.1. Perturbation

We now consider the form of the perturbation of the gravitational potential caused by a bar. In the plane of the galaxy we can expand the gravitational potential in terms of Fourier components

$$V_1(r, \theta, z = 0) = \sum_m A_m \cos(m(\theta - \Omega_b t)) \quad (8)$$

(for example see Quillen et al. 1994). The strongest term due to the bar should be the $m = 2$ term with $A_2 < 0$ so that the bar major axis lies along $\theta - \Omega_b t = 0, \pi$. For small z we assume that the potential can be expanded so that we can write for each m Fourier component

$$V_{1m}(r, \theta, z) = A_m \cos(m(\theta - \Omega_b t)) \left(1 - \frac{z^2}{2h_1^2} \right) \quad (9)$$

where h_1 is the scale height of the perturbation. We also assume that A_m and h_1 vary only weakly with radius. Since $z^2 \approx \frac{2I_3}{\nu} \cos^2(\theta_3)$ we can rewrite the perturbation components to second order in $I_3^{1/2}$

$$V_{1m}(I_3, \theta_3; I_2, \theta_2) = \frac{-A_m I_3}{4h_1^2 \nu} \cos(m(\theta_2 - \Omega_b t) \pm 2\theta_3) + \dots \quad (10)$$

We focus on the particular resonance that we expect is important and ignore all the other terms.

$$H(I_2, I_3; \theta_2, \theta_3) = \nu I_3 + \frac{\lambda}{32\nu^2} I_3^2 + \Omega I_2 + I_3 \frac{-A_m}{4h_1^2 \nu} \cos(m(\theta_2 - \Omega_b t) - 2\theta_3) + \dots \quad (11)$$

To go into a coordinate system with an angle that librates when a particle is trapped in the resonance we do a canonical transformation with the following generating function

$$F_2(J_3, J_2; \theta_3, \theta_2) = J_2 \theta_2 - \frac{J_3}{2} [m(\theta_2 - \Omega_b t) - 2\theta_3] \quad (12)$$

so that our resonant angle and new momenta

$$\phi = \theta_3 - \frac{m}{2}(\theta_2 - \Omega_b t) \quad (13)$$

$$I_2 = J_2 - J_3 \frac{m}{2}$$

$$I_3 = J_3$$

and θ_2 is unchanged. Our generating function is time dependent; $\partial F_2 / \partial t = \frac{m}{2} \Omega_b J_3$. Following this canonical transformation our Hamiltonian becomes

$$H(J_2, J_3; \theta_2, \phi) = [\nu - \frac{m}{2}(\Omega - \Omega_b)]J_3 + \frac{\lambda}{32\nu^2}J_3^2 + J_3 \frac{-A_m}{4h_1^2\nu} \cos(2\phi) + \Omega J_2 + \dots \quad (14)$$

The motion in the two different degrees of freedom are now decoupled so we can neglect J_2 and write the Hamiltonian in the simpler form

$$H(J_3; \phi) = \nu' J_3 + a J_3^2 - \epsilon J_3 \cos(2\phi) \quad (15)$$

where

$$\nu' \equiv \nu - \frac{m}{2}(\Omega - \Omega_b) \quad (16)$$

$$a \equiv \frac{\lambda}{32\nu^2}$$

$$\epsilon \equiv \frac{A_m}{4h_1^2\nu}$$

Equation(15) has resonant term proportional to J_3 instead of proportional $J_3^{1/2}$ as was the case for the inner Lindblad resonance, considered by Contopoulos (1975), and for e-e' orbit-orbit resonances commonly studied in Celestial mechanics (Murray & Dermott 1999). However the Hamiltonian is similar to that of J+2:J orbital resonances studied by Borderies & Goldreich (1984). Orbits captured in the 2:1 vertical ILR were seen in the numerical simulations of Combes et al. (1990) however they expected the resonance to be first order in $J_3^{1/2}$ rather than second order as we have found here. By symmetry the gravitational potential when expanded should not contain terms proportional to z , and so terms $\propto J_3^{1/2}$, unless we consider a global instability such as the fire-hose bar buckling instability.

Unless the galaxy is extremely thin and the bulge small we expect that the 2:1 vertical ILR will occur in the inner region of the bar (Pfenniger & Friedli 1991; Combes et al. 1990). It is also possible that the 1:1 vertical ILR will be present. The 2:1 vertical ILR produces banana-shaped orbits, referred to as BAN in the characteristic diagrams of Pfenniger & Friedli (1991) and the 1:1 vertical ILR produces tilted orbits that are referred to as anomalous (ANO) by Pfenniger & Friedli (1991). If the galaxy is very thin it is also possible that there will be orbits associated with the 4:1 vertical ILR (Pfenniger 1985).

If we concentrate on the 2:1 vertical ILR then the perturbation term from the bar that is relevant is the $m = 4$ Fourier term; if we focus on the 1:1 vertical ILR then the $m = 2$ term is relevant. It has long been known that bars exhibit significant $m = 4$ Fourier components and contain boxy or square contours when projected onto the plane of the galaxy (Athanasoulas 1990). From Figure 4 by Quillen et al. (1994) we estimate that the $m = 4$ Fourier component of in the barred galaxy NGC 4314 the potential peaks at $A_4 \sim -0.04$ in units of v_c^2 and at $A_2 \sim -0.16$ in the

same units. We can use these as typical values for the potential perturbations in a barred galaxy.

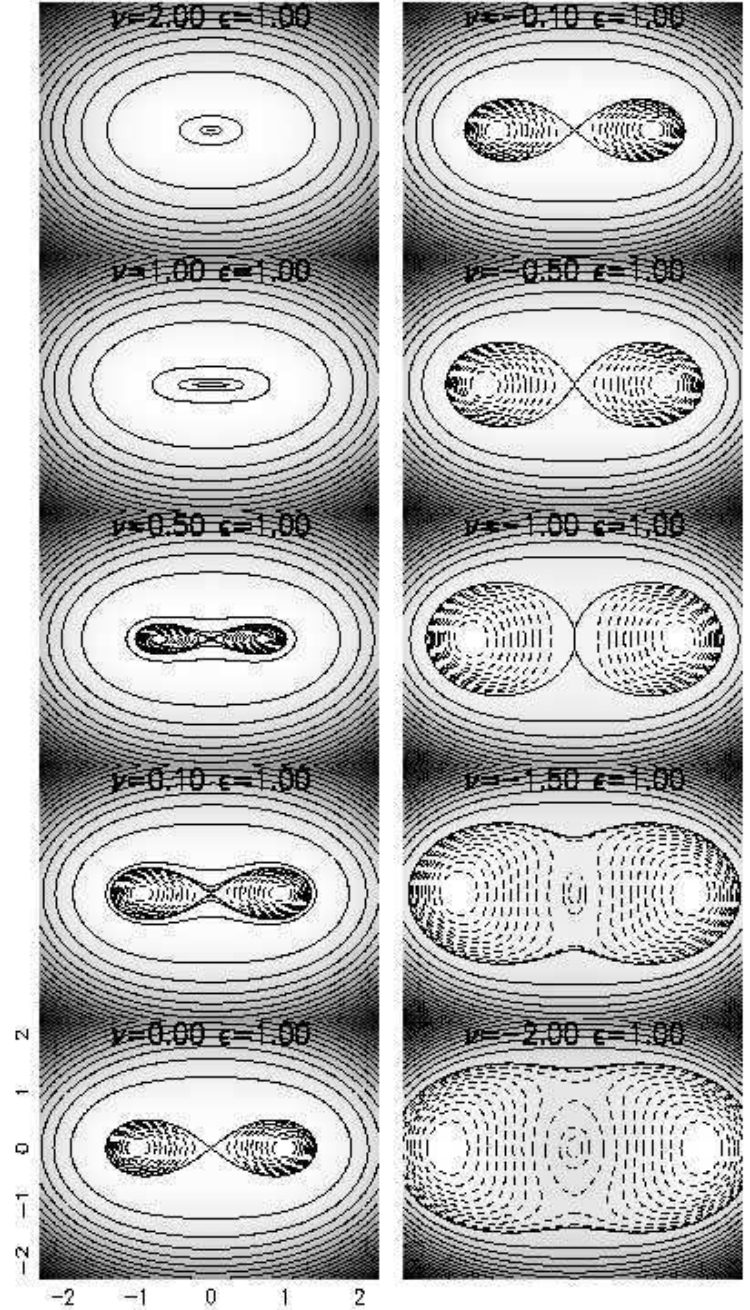


Fig. 1– Contour levels of the Hamiltonian in Equation(17) have been plotted where $x = \sqrt{2j_3} \cos \phi$ and $y = \sqrt{2j_3} \sin \phi$. Only one resonance region exists for $\frac{\tilde{\nu}}{\tilde{\epsilon}} > 1$, two exist for $-1 < \frac{\tilde{\nu}}{\tilde{\epsilon}} < 1$ and three for $\frac{\tilde{\nu}}{\tilde{\epsilon}} < -1$. The resonance bifurcates at $\frac{\tilde{\nu}}{\tilde{\epsilon}} = \pm 1$ giving banana-shaped orbits at $\phi = 0$ and upside down banana-shaped orbits at $\phi = \pi$. The bar strength sets $\tilde{\epsilon}$ and $\tilde{\nu}$ varies with radius from the center of the resonance where $\tilde{\nu} = 0$. Between $\frac{\tilde{\nu}}{\tilde{\epsilon}} = -1 \rightarrow 1$ no small j_3 circulating orbits exist. We can think of the progression of resonance sizes between $\frac{\tilde{\nu}}{\tilde{\epsilon}} \sim -1 \rightarrow 1$ as describing the radial variation of the width of the peanut. We expect maximum vertical amplitudes at $\frac{\tilde{\nu}}{\tilde{\epsilon}} \sim -1$ which is on the outer, larger radius side of the resonance.

We now transform Equation (15) so that our coefficients

are unitless. We put length in units of r_{res} , the center of the resonance where $\nu' = 0$ and time in units of $1/\nu$. Our action variables are in units of $r_{res}^2 \nu$ so we define $j_3 \equiv J_3/r_{res}^2 \nu$. We divide the entire Hamiltonian by $r_{res}^2 \nu^2$ so that our new Hamiltonian becomes

$$h(j_3, \phi)/(ar_{res}^2) = j_3^2 + \bar{\nu} j_3 - \bar{\epsilon} j_3 \cos(2\phi) \quad (17)$$

where

$$\begin{aligned} \bar{\nu} &\equiv \frac{32\nu'\nu}{r_{res}^2 \lambda} \sim \frac{-32\nu'}{\nu} \frac{h_1^2}{r_{res}^2} \\ \bar{\epsilon} &\equiv \frac{8A_m}{r_{res}^2 h_1^2 \lambda} \sim \frac{-8A_m}{v_c^2} \frac{v_c^2}{\nu^2 r_{res}^2} \end{aligned} \quad (18)$$

and we have assumed that the vertical form of the potential can be approximated by $\lambda \sim \frac{-\nu^2}{h_1^2}$. λ should be negative because the vertical oscillations are expected to be slower for particles traveling well above the galactic plane.

For a bar with a peak $\frac{A_4}{v_c^2} \sim -0.04$, as estimated from NGC 4314. $\nu r_{res} \sim 2\Omega r_{res} \sim 2v_c$ at the the 2:1 resonance, and $\nu r_{res} \sim v_c$ at the 1:1 resonance. We estimate that $\bar{\epsilon}$ peaks at ~ 0.08 for both resonances because $A_2 \sim 4A_4$. Barred galaxies have an observed ratio of bar length to peanut length of 2.7 ± 0.3 (Lütticke et al. 2000). Measurements of the ratio of bar length to thickness give a typical value of ~ 10 (Sellwood & Wilkinson 1993) with the measurement of Lütticke et al. (2000) being on the high end at 14 ± 4 . Using these typical values we estimate that $h_1/r_{res} \sim 0.3$.

$$\begin{aligned} \bar{\nu} &\sim -3 \frac{\nu'}{\nu} \left(\frac{h_1/r_{res}}{0.3} \right)^2 \\ \bar{\epsilon} &\sim 0.08 \left(\frac{-A_m/v_c^2}{0.04} \right) \left(\frac{2}{\nu r_{res}/v_c} \right)^2. \end{aligned} \quad (19)$$

We expect the resonance to be important in the region where $\bar{\nu} = 0 \rightarrow \bar{\epsilon}$ or across a range $d\bar{\nu}$;

$$\frac{dr}{\nu} \frac{\nu',r}{\nu} = \frac{-A_m}{4\nu^2 h_1^2} \quad (20)$$

where $,r$ denotes a derivative with respect to radius. If $\bar{\nu}$ and ν' varies slowly with radius then the resonance can be felt over a significant range of radius.

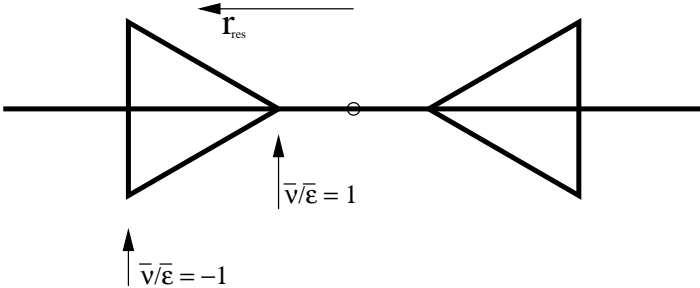


Fig. 2—A cartoon of the edge-on galaxy labeling the approximate location of the peanut in terms of the values of $\frac{\bar{\nu}}{\bar{\epsilon}}$.

Given the definition of our variables we estimate that the expectation value

$$\langle z^2 \rangle \sim \langle j_3 \rangle r_{res}^2. \quad (21)$$

From Figure 1 we infer that when $\frac{\bar{\nu}}{\bar{\epsilon}} = -1$ the minimum value of vertical oscillations occurs for the fixed points at

$j_3 = 1$. We therefore expect the maximum height of the the peanut to be at $\frac{\bar{\nu}}{\bar{\epsilon}} = -1$ where $\langle j_3 \rangle \sim \bar{\epsilon}$. For $\bar{\epsilon} \sim 0.08$ this implies a peanut width of order $2\sqrt{\bar{\epsilon}} r_{res} \sim 0.6 r_{res}$ where we gain the factor of 2 when we consider orbits of both signs ($\phi = 0$ and $\phi = \pi$). This is sufficiently large to explain the observed vertical extent of boxy/peanut shaped bulges.




Fig. 3—Particle distribution following growth of a perturbation with $\bar{\epsilon} = 0.1$ for different values of $\bar{\nu}$. The initial dispersion in j_3 was $\sigma = 0.1$. The perturbation was grown in $P = 3$ periods and then the integration continued for 5 times longer than the growth period so that orbits become more evenly distributed in phase. x and y axes are defined as in Fig. 1.

2.2. Structure of the resonance

As shown by Borderies & Goldreich (1984) the resonance contains 3 separate regions. To show the separate regions we use a coordinate system $x = \sqrt{2j_3} \cos \phi$ and $y = \sqrt{2j_3} \sin \phi$. Contours of constant h (Eqn. 17) are shown in Figure 1. For $\frac{\bar{\nu}}{\bar{\epsilon}} < -1$ three fixed points exist,

for $-1 < \frac{\bar{\nu}}{\bar{\epsilon}} < 1$ two fixed points exist and for $\frac{\bar{\nu}}{\bar{\epsilon}} > 1$ only one fixed point exists. Orbits circulating around $\phi = 0$ correspond to banana-shaped orbits with positive z at the ends of the bar, and orbits correspond to banana-shaped orbits with negative z at the ends of the bar. As shown in Figure 8b of Pfenniger & Friedli (1991) banana shaped orbits appear on the characteristic diagram at a particular value of the Hamiltonian, consistent with them appearing at a particular value of $\frac{\bar{\nu}}{\bar{\epsilon}}$. For orbits circulating around the origin, the resonant angle, ϕ , circulates; referred to as oscillation as opposed to libration in analogy with a pendulum.

We consider the signs of each term in Eqns.(15,17). $\nu > 0$ but we expect that $\lambda, A_4, A_2 < 0$. Consequently $a < 0$ and $\epsilon, \bar{\epsilon} > 0$ and $\bar{\nu}$ has the opposite sign of ν' . Because ν and Ω increase at small radii we expect $\nu' > 0$ and $\bar{\nu} < 0$ for $r > r_{res}$. We see from Fig.1 that near $\bar{\nu} = -\bar{\epsilon}$ no orbits exist with low values of j_3 . This implies that all orbits will rise out of the plane of the galaxy. As $\bar{\nu}$ decreases the minimum size of the vertical oscillations increases until $\frac{\bar{\nu}}{\bar{\epsilon}} < -1$, then orbits with small amplitude vertical oscillations appear again. The vertical extent of the galaxy should increase until a particular radius and then drop abruptly (see Figure 2). This would naturally correspond to a bowtie or peanut shape when viewed edge-on.

2.3. Growing the bar

To explore the simple model given in Eqn.(17) we integrate particle trajectories assuming that the perturbation is growing. In other words we assume that $\bar{\epsilon}$ begins at zero and reaches a maximum value a few rotation periods later. We begin the integrations with a particle distribution $p(j_3) \propto \exp(-j_3^2/(2\sigma^2))$ and with angle ϕ randomly chosen between 0 and 2π . 4000 particles were integrated using Eqn.(17) for the simulations shown in Figures 3–6. The growth time for the perturbation is given in periods where $P = \frac{2\pi}{\nu}|a|r_{res}^2$. Since $|a|r_{res}^2 \sim \frac{r_{res}^2}{h^2 32} \sim 1/3$, P is about 1/3 the bar growth time in units of the vertical oscillation period.

In the adiabatic limit the capture probability of a region of phase space depends upon the ratio between the rate that phase space volume is swept across the separatrix bounding this region divided by the rate that phase space volume is swept across the entire separatrix bounding the entire resonance (Henrard 1982; Borderies & Goldreich 1984). For $\bar{\nu} < 0$ phase space initially looks like the panel on the bottom right of Fig. 1 and then moves upward on this figure. When the separatrix touches the particle distribution centered at the origin, particles are captured into librating regions near $\phi = 0$ and π (see Figures 3–4). For $\bar{\nu} > 0$ phase space initially looks like the panel on the top left of Figure 1 and then moves downward on this figure. When $\bar{\nu} \sim \bar{\epsilon}$ particles at low j_3 are captured into the librating regions around $\phi = 0, \pi$. Figures 3–4 illustrate that smoother particle distributions are achieved when the growth rate is faster (shorter number of periods P) as we would expect when the variation is no longer adiabatic, and when the initial momentum distribution is wider (larger σ).

Given a distribution in j_3 and ϕ resulting from the growth of the perturbation we can predict the vertical distribution as a function of azimuthal angle in the plane of

the galaxy. For a value of the resonant angle ϕ and an azimuthal angle $\theta - \Omega_b t$ in the plane of the galaxy in the frame rotating with the bar, θ_3 is determined via Eqn.(13) and z is then determined from the definition of our action angle variables (Eqn. 6). In Figure 5 we show vertical distributions for the action angle distributions shown in Figures 3 and 4b for $m = 2$ and in Figure 6 we show the equivalent but for $m = 4$.

We see from Figures 5 and 6 that the vertical height reaches a maximum near $\frac{\bar{\nu}}{\bar{\epsilon}} \sim -1$ as we expected from the form of the resonance. The height increases slowly between $\frac{\bar{\nu}}{\bar{\epsilon}} \sim 1$ to -1 and then drops swiftly, confirming conceptually our bowtie picture shown in Fig. 2. For $m = 2$ (shown in Figure 5) corresponding to the 1:1 vertical ILR, the major axis of the bar becomes bulbous, as would be expected from a sum of anomalous orbits of both orientations (shown in Figure 7). For $m = 4$ (shown in Figure 5) corresponding to the 2:1 vertical ILR, both the major and minor axes of the bar have increased vertical heights. Again this is expected from a sum of banana-shaped orbits of both orientations (see Figure 7).

Observations of peanut shaped galaxies where both the bar and the peanut are observed (e.g., Quillen et al. 1997)) suggest that the ends of the peanut are aligned with the bar. So it could be that the 1:1 resonance orbit family is more likely to explain the bulbous ends of boxy/peanut shaped bulges. However when the radial oscillations of the galaxy are taken into account the banana-shaped orbits may still be viable, particularly if the extent of their vertical oscillation is smaller along the minor axis than it is along the major axis.

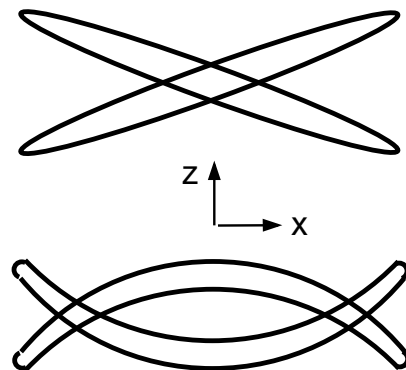


Fig. 7– Anomalous orbits at the 1:1 resonance are shown on the top and give increased widths at the ends of the bar. Banana shaped orbits at the 2:1 resonance are shown on the bottom and give increased widths at the ends and sides of the bar. The x axis is assumed to lie along the major axis of the bar.

We remind the reader that in Section 2.1 we dropped the last term in Eqn.(7) which is proportional to $I_1 I_3$. As a bar grows the epicyclic amplitude I_1 of the stars will grow. This has the effect of shifting the location of the vertical resonance so that ν' becomes

$$\nu' = \nu - \frac{m}{2}(\Omega - \Omega_b) + (\kappa^2 - 3\Omega^2)\frac{\nu I_1}{4\kappa}. \quad (22)$$

For a flat rotation curve $\kappa^2 = 2\Omega^2$ so we expect that ν' will be more negative than expected if this additional term is neglected. This has the affect of moving the resonance outward in radius. One reason that the 2:1 ILR resonance was considered a logical choice for exciting the peanut is

that when the galaxy is thin the 1:1 may only occur at extremely small radii, well inside the galaxy bulge. However the estimates for the resonance locations were made assuming $I_1 \sim 0$ (e.g., Pfenniger & Norman 1990). The point here is that the growth of the epicyclic amplitude will shift the location of the vertical resonances outwards so that the lower order resonances may manifest at larger radii than previously considered. It is possible that the growth of the bar causes the vertical resonances to sweep through the inner part of the galaxy.

3. SUMMARY AND DISCUSSION

We have presented a simple Hamiltonian dynamical model for the vertical inner Lindblad resonances in the presence of a bar perturbation. The Hamiltonian model is similar to that introduced by Contopoulos (1975) to describe the 2:1 Lindblad resonances in the plane of the galaxy but uses the vertical action angle variables. Using this model we consider the growth of a boxy/peanut shaped bulge via resonance trapping in the vertical inner Lindblad resonances caused by the growth of the bar. Following the growth of the bar, our model predicts that the height of the peanut increases as a function of radius until it reaches a maximum at the outermost radius which is set by the condition $\frac{\nu}{\epsilon} = -1$. Our model naturally accounts for the sharp outer edge of observed boxy/peanut shaped bulges. The maximum total vertical width of the peanut is of order $\sim 2\sqrt{\epsilon}r_{res}$ which we estimate for a typical bar could be about two thirds r_{res} , where r_{res} is the radial location of the resonance. This model is therefore capable of accounting for the observed widths of boxy/peanut shaped bulges.

The scenario explored here suggests that the boxy/peanut shaped bulge is grown at the same time

as the bar forms. Recently formed bars should manifest strong boxy/peanut shaped bulges and barred galaxies should never be found without boxy/peanut shaped bulges. The scenario does not require the galaxy to buckle in order to form the boxy/peanut shaped bulge. Simultaneous growth of a bar and boxy/peanut shaped bulge has not yet been observed in three dimensional N-body simulations, however Combes et al. (1990) noted that their simulations produce bars that are thicker than observed. Since these simulations were carried out a new generation of N-body codes has been developed. These codes are capable of more precisely resolving the vertical structure of a galactic disks and so may exhibit the phenomena described here.

We have constructed an analytical framework which can be used to predict the height distribution of the peanut as a function of radius and the azimuthal angle in the galaxy plane. The nature of the dependence is primarily determined by the resonance responsible for the vertical excitations. A 3 dimensional study of a nearby boxy bulge (such as that seen in our galaxy) could determine which resonance is most likely to be responsible. The shape of the boxy/peanut shaped bulge is also sensitive to the dependence of the gravitational potential on height from the mid-plane and on the way the bar grew. Further study of boxy/peanut shaped bulges may allow us to place constraints on the vertical shape of the galaxy and on the early evolution of the bar.

This work would not have been carried out without helpful discussions with Andrew Aniss. A. C. Q. gratefully thanks the Technion for hospitality and support during the fall of 2001.

APPENDIX

To put the Hamiltonian into action angle variables to first order we use the generating function

$$F_1(z, \theta') = -\frac{\nu}{2}z^2 \tan \theta' \quad (23)$$

Following this canonical transformation the z part of the Hamiltonian restricted to $r = r_c$

$$H_z(p_z; z) = \frac{1}{2}(p_z^2 + \nu^2 z^2) + \frac{\lambda z^4}{4!} \quad (24)$$

becomes

$$H_z(I'; \theta') = \nu I'_3 + \frac{\lambda I'^2}{6\nu^2} \cos^4(\theta') \quad (25)$$

To put the Hamiltonian into a form that doesn't depend on the angle we must do another canonical transformation. Note that $\cos^4 \theta = \frac{1}{8} \cos 4\theta + \frac{1}{2} \cos 2\theta + \frac{3}{8}$.

We try the following generating function

$$F_2(\theta', I_3) = I_3 - \frac{\lambda}{6\nu^2} I_3^2 \left(\frac{1}{4} \sin 2\theta' + \frac{1}{32} \sin 4\theta' \right) \quad (26)$$

which leads to new variables I_3, θ_3 such that

$$\begin{aligned} I' &= I_3 + \frac{\lambda}{6\nu} I_3^2 \left(\frac{1}{2} \cos 2\theta' + \frac{1}{8} \sin 4\theta' \right) \\ \theta_3 &= \theta' - \frac{\lambda}{6\nu^2} I_3' \left(\frac{1}{4} \sin 2\theta' + \frac{1}{32} \sin 4\theta' \right) \end{aligned} \quad (27)$$

To second order in $I_3^{1/2}$ the Hamiltonian becomes

$$H_z(I_3; \theta_3) = \nu I_3 + \frac{\lambda I_3^2}{32\nu^2} \quad (28)$$

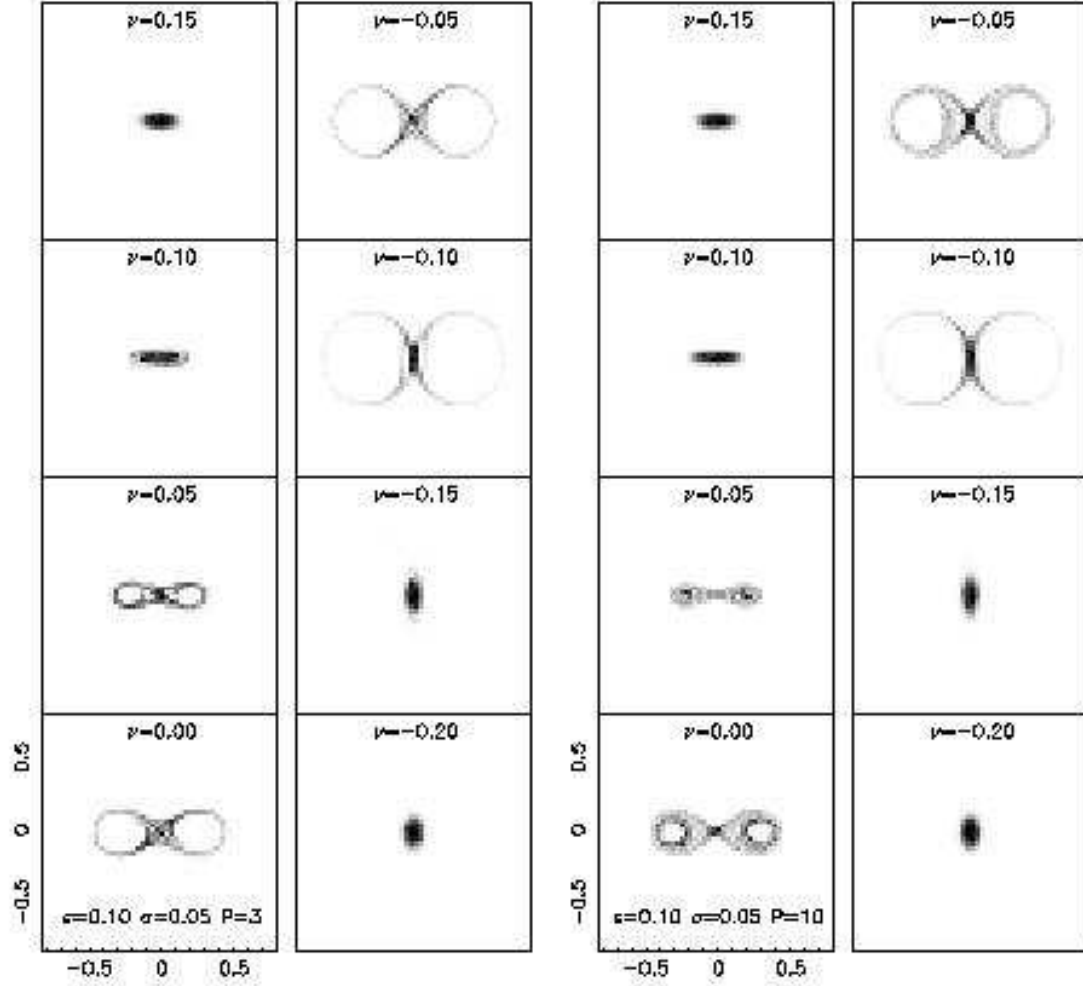


FIG. 4.— a) Similar to Fig. 3 except the initial dispersion in j_3 is $\sigma = 0.05$. b) Similar to a) except the perturbation was grown in 10 rotation periods.

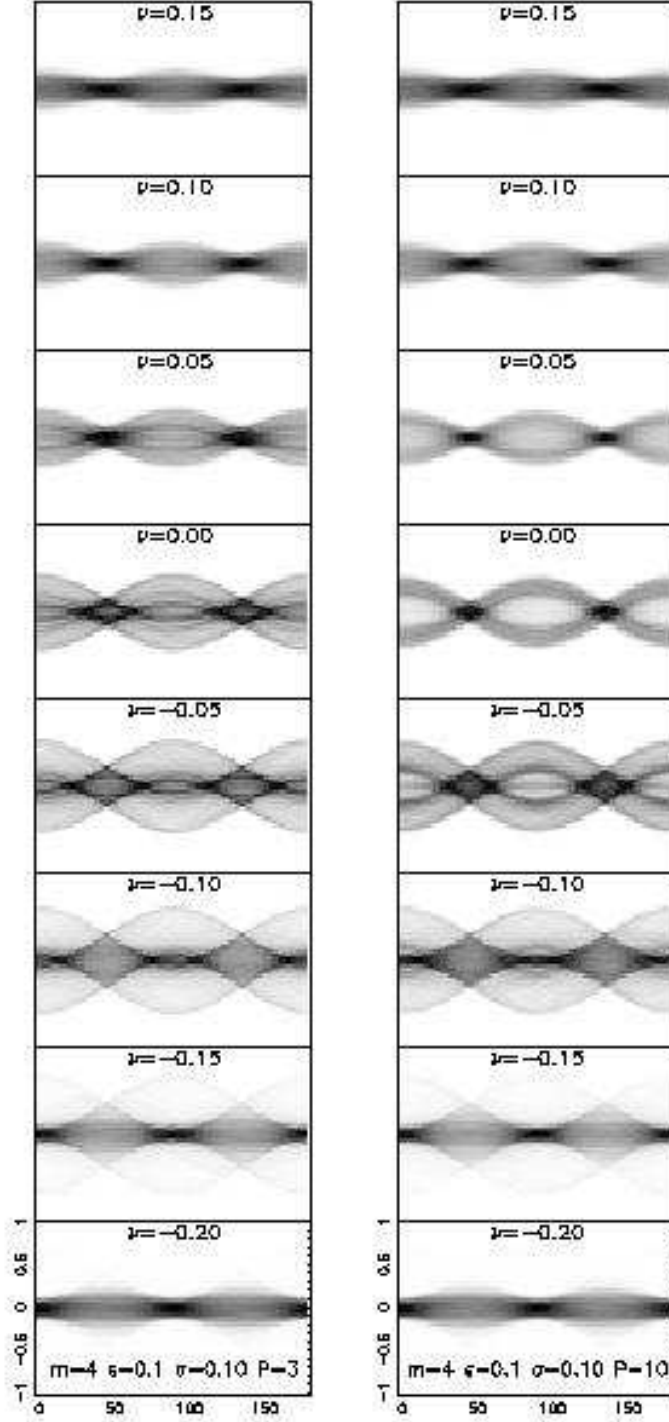


FIG. 5.— a) For the distribution in action angle variables displayed in Fig. 3 this shows the vertical distribution as a function of azimuthal angle for the case $m = 2$ corresponding to the 1:1 resonance. The x axis shows the azimuthal angle, $\theta - \Omega_b t$, in the plane of the galaxy in the frame that rotates with the bar and is given in degrees. The y axis shows the z distribution in units of r_{res} . b) Same as a) but for $P = 10$ (also shown in Figure 4b). We see from these figures that we expect a maximum peanut width at the radius where $\frac{\tilde{v}}{\epsilon} = -1$.

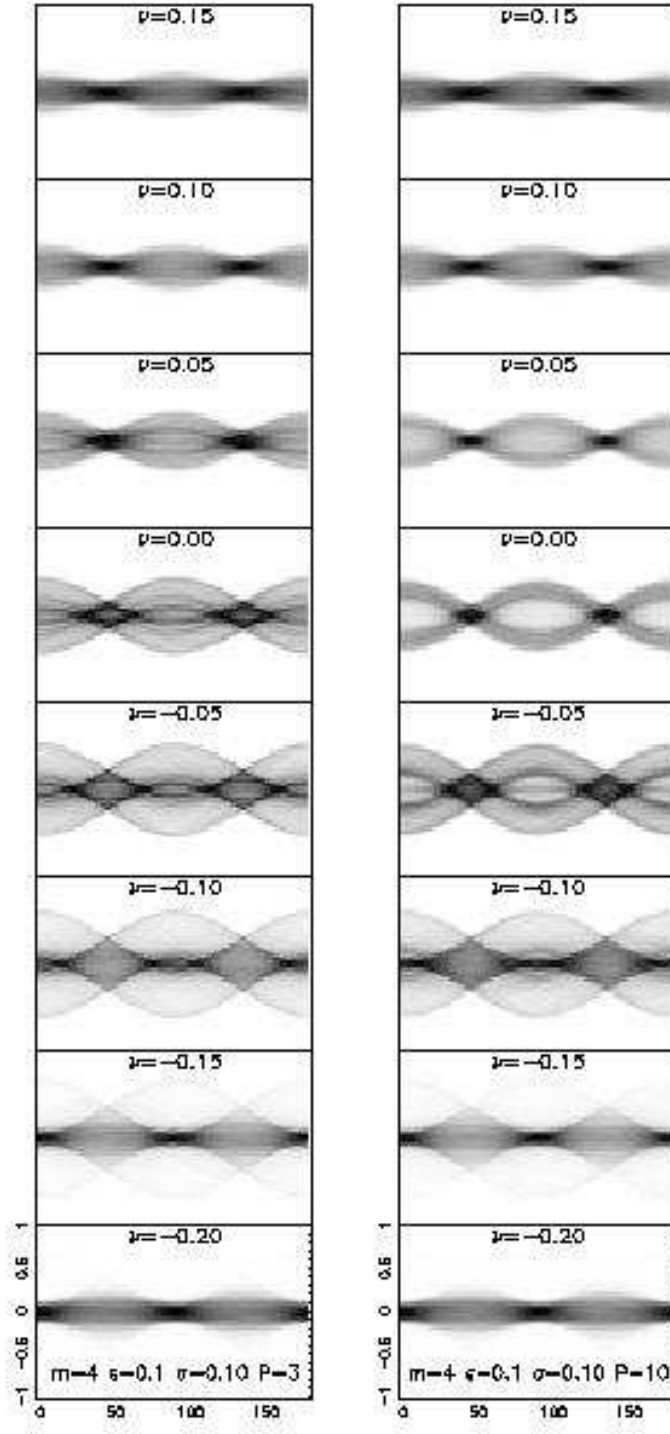


FIG. 6.— Same as Fig. 5a,b but for the case when $m = 4$.

which is independent of θ_3 so that I_3 is a conserved quantity and we find that we have successfully transferred the Hamiltonian into action angle variables.

Via a similar canonical transformation the term proportional to $(r - r_c)z^2$ in Equation (5) disappears but the term proportional to $(r - r_c)^2 z^2$ remains yielding the additional term $(\kappa^2 - 3\Omega^2)\frac{\nu I_1 I_3}{4\kappa}$ which we have included in Eqn. (7).

REFERENCES

- Athanassoula, E. 1990, in Ann. NY Acad. Sci. No 596, Galactic Models, eds. J. R. Buchler, S. T. Gottesman & J. H. Hunter, 181
- Bettoni, D., & Galletta, G. 1994, A&A, 281, 1
- Binney, J. J. & Petrou, M. 1985, MNRAS, 111, 449
- Borderies, N., & Goldreich, P. 1984, Celestial Mechanics, 32, 127
- Burbridge, E. M., & Burbridge, G. R. 1959, ApJ, 130, 20
- Bureau, M., & Freeman, K. C. 1999, AJ, 118, 126
- Combes, F., Debbasch, F., Friedli, D., & Pfenniger, D. 1990, A&A, 233, 82
- Contopoulos, G. 1975, ApJ, 201, 566
- de Vaucouleurs, G. 1974, in IAU Symp. 58, Formation and Dynamics of Galaxies, ed., J.R. Shakeshaft (Dordrecht: Reidel), 335
- Henrard, J. 1982, Celestial Mechanics, 27, 3
- Lütticke, R. Dettmar, R.-J., & Pohlen, M. 2000, A&A, 362, 453
- Murray, C. D. & Dermott, S. F. 1999, Solar System Dynamics, Cambridge University Press, Cambridge
- Fridman, A. M. & Polyachenko, V. L., Physics of Gravitating Systems (New York: Springer)
- Merritt, D., & Sellwood, J. A. 1994, ApJ, 425, 551
- Merrifield, M. R., & Kuijken, K. 1999, A&A, 345, L47
- Pfenniger, D. & Friedli, D. 1991, A&A, 252, 75
- Pfenniger, D. & Norman, C. 1990, ApJ, 353, 391
- Pfenniger, D. 1985, A&A, 150, 112
- Pfenniger, D. 1984, A&A, 134, 373
- Quillen, A. C., Frogel, J. A., & Gonzalez, R. A. 1994, ApJ, 437, 162
- Quillen, A. C., Kuchinski, L. E., Frogel, J. A., & DePoy, D. L. 1997, ApJ, 481, 179
- Raha, N., Sellwood, J. A., James, R. A., & Kahn, F. D., 1991, Nature, 352, 411
- Sellwood, J. A., & Wilkinson, A. 1993, Reports on Progress in Physics, 56, 173
- Sridhar, S. & Touma, J. 1996, MNRAS, 279, 1263
- Toomre, A. 1966, in Notes on the 1966 Summer Study Program in Geophysical Fluid Dynamics at Woods Hole Oceanographic Institution, Vol. 1 (Woods Hole: Woods Hole Oceanographic Inst.), 111