

# Observational constraints on growth of massive black holes

Qingjuan Yu<sup>\*</sup> and Scott Tremaine<sup>†</sup>

*Princeton University Observatory, Peyton Hall, Princeton, NJ 08544-1001, USA*

2 December 2024

## ABSTRACT

We study the observational constraints on the growth of massive black holes (BHs) in galactic nuclei. We use the velocity dispersions of early-type galaxies obtained by the Sloan Digital Sky Survey and the relation between BH mass and velocity dispersion to estimate the local BH mass density to be  $\rho_{\bullet}(z=0) \simeq 1.7 \times 10^5 \text{ M}_{\odot} \text{ Mpc}^{-3}$  in the cosmological model  $(\Omega_{\text{m}}, \Omega_{\Lambda}, h) = (0.3, 0.7, 0.65)$ . We also use the QSO luminosity function from the 2dF Redshift Survey to estimate the BH mass density accreted during optically bright QSO phases. The local BH mass density is consistent with the density accreted during optically bright QSO phases if QSOs have a mass-to-energy conversion efficiency  $\epsilon \simeq 0.1$ . By studying the continuity equation for the BH mass distribution, including the effect of BH mergers, we find relations between the local BH mass function and the QSO luminosity function. In the classical case where the BH mass is assumed to be conserved during BH mergers, comparison of the predicted relations with the observations suggests that luminous QSOs ( $L_{\text{bol}} \gtrsim 10^{46} \text{ erg s}^{-1}$ , corresponding to the Eddington luminosity for a BH with mass  $\gtrsim 10^8 \text{ M}_{\odot}$ ) have a high efficiency (e.g.  $\epsilon \sim 0.2\text{--}0.3$ , which is possible for thin-disk accretion onto a Kerr BH) and that the growth of high-mass BHs ( $\gtrsim 10^8 \text{ M}_{\odot}$ ) comes mainly from accretion during optically bright QSO phases. If the growth of low-mass BHs also occurs mainly during optically bright QSO phases, less luminous QSOs must accrete with a low efficiency  $< 0.1$ ; alternatively, they may accrete with high efficiency, but a significant fraction should be obscured. We estimate that the mean lifetime of luminous QSOs ( $L_{\text{bol}} \gtrsim 10^{46} \text{ erg s}^{-1}$ ) is  $(4\text{--}60) \times 10^7 \text{ yr}$ ; the lower end of this range is comparable to the Salpeter time. We also investigate the extreme case in which total BH mass decreases during BH mergers due to gravitational radiation while total BH entropy is conserved; in this case the observations again suggest that BHs in most luminous QSOs accrete with high efficiency.

**Key words:** black hole physics – galaxies: active – galaxies: evolution – galaxies: nuclei – quasars: general – cosmology: miscellaneous

## 1 INTRODUCTION

Most nearby galaxies contain massive dark objects at their centers (e.g. Kormendy & Richstone 1995, Kormendy & Gebhardt 2001), which are presumably black holes (BHs). The existence of these objects was predicted by arguments based on quasi-stellar object (QSO) energetics and demography (e.g. Soltan 1982, Rees 1984). Studies of central BHs in nearby galaxies have also revealed a tight correlation between BH mass and galactic velocity dispersion (Ferrarese & Merritt 2000; Gebhardt et al. 2000), and a less tight correlation between BH mass and the luminosity (or mass) of the hot stellar component (e.g. Kormendy & Gebhardt 2001 and references therein; by “hot” component we mean either an elliptical galaxy or the bulge of a spiral or S0 galaxy). These correlations strongly suggest a close link between the formation and evolution of galaxies and their central BHs.

The simplest and most elegant argument relating the properties of QSOs to BHs in nearby galaxies is due to Soltan

<sup>\*</sup> yqj@astro.princeton.edu

<sup>†</sup> tremaine@astro.princeton.edu

(1982), who pointed out that the luminosity function of QSOs as a function of redshift traces the accretion history of these BHs. The BH mass density due to bright QSO phases can be estimated directly from the local energy density in QSO photons and an assumed mass-to-energy conversion efficiency (Soltan 1982; Chokshi & Turner 1992). Comparison of this density with the local BH mass density provides considerable insight into the formation and growth of massive BHs (e.g. Haehnelt & Kauffmann 2001 and references therein).

In § 2, we provide new estimates of the local BH mass density and the BH mass density accreted during bright QSO phases. There are several reasons why a re-analysis of this classic problem is timely. (i) The past several years have seen dramatic improvements in optical QSO surveys, both in terms of the total numbers of QSOs and the parameter ranges (i.e., luminosities and redshifts) over which the QSO luminosity function is reliably determined. For example, the 2dF QSO redshift survey (Boyle et al. 2000) and the Large Bright QSO Survey (Hewett, Foltz & Chaffee 1995) have found  $\sim 6000$  QSOs with absolute magnitude  $-26 < M_B < -23$  ( $\Omega_m = 1, \Omega_\Lambda = 0, h = 0.5$ ), at redshifts  $0.35 < z < 2.3$ ; the Sloan Digital Sky Survey (SDSS) has obtained several tens of QSOs with redshifts  $3.6 < z < 5.0$  (Fan et al. 2001) (see also other surveys at high redshifts, e.g. Schmidt, Schneider & Gunn 1995 etc.) (ii) The SDSS has provided a sample of  $\sim 9000$  nearby early-type galaxies (elliptical galaxies and S0 galaxies; Bernardi et al. 2001) with accurate luminosities and velocity dispersions. Using the tight correlation between BH mass and galactic velocity dispersion, we can estimate the BH masses in these galaxies and thereby obtain the mass function of BHs at  $z = 0$ . (iii) A large number of obscured active galactic nuclei (AGNs) ( $\sim 5$  times the number of unobscured AGNs) is required to explain the observed X-ray background spectrum (e.g. Fabian & Iwasawa 1999). The BH mass density inferred from the X-ray background by Fabian & Iwasawa (1999) is larger than the one derived from optically bright QSOs by Chokshi & Turner (1992) by a factor of 3–4. BHs in local galaxies are the remnants of both obscured and unobscured AGNs. Thus, an accurate estimate of the local BH mass density and the accreted mass density from optically bright QSOs can also constrain the fraction of obscured AGNs for comparison to models of the X-ray background.

If BH growth occurs mainly during optically bright QSO phases, then not only should the BH mass density in local galaxies be consistent with the total energy density in QSO light, but also the BH mass distribution in local galaxies should be consistent with the QSO luminosity function (e.g. Small & Blandford 1992). In § 3, by studying the continuity equation for the BH mass distribution, we test this hypothesis and give more general observational constraints (e.g. on the mass-to-energy conversion efficiency and lifetime of QSOs) on the growth of massive BHs in galactic nuclei. The effects of BH mergers (caused by galaxy mergers) on the BH mass distribution are also considered. Since the physics of BH mergers is poorly understood, we consider two extreme cases: one is the classical case (mergers do not emit gravitational radiation and the total BH mass is conserved during BH mergers), which is implicitly assumed in Soltan's argument; the other is the equi-entropy case (total BH area is conserved during BH mergers and mass is radiated away as gravitational radiation). Finally, our conclusions are summarized in § 4.

In this paper, the Hubble constant is written as  $H_0 = 100h \text{ km s}^{-1} \text{ Mpc}^{-1}$ ; and if not specified, the cosmological model used is  $(\Omega_m, \Omega_\Lambda, h) = (0.3, 0.7, 0.65)$  (Wang et al. 2000).

## 2 TOTAL BH MASS DENSITY

### 2.1 Early-type galaxies in the SDSS

The SDSS is intended to image  $\sim 10^4$  square degrees of the sky in five bands ( $u, g, r, i, z$ ) with central wavelengths (3560, 4680, 6180, 7500, 8870) Å, and to take spectra of  $\sim 10^6$  galaxies and  $\sim 10^5$  QSOs (York et al. 2000). The SDSS takes spectra only for a subsample of the objects that it detects, which is selected by a cut at low and high apparent (Petrosian) magnitudes. The limits are  $14.5 \text{ mag} < m_{r^*} < 17.6 \text{ mag}$  for galaxies at  $z < 0.3$  (here  $r^*$  is used rather than  $r$ , similarly for other bands, because the photometric calibration is preliminary; for details, see Stoughton et al. 2002). Among the  $10^6$  spectra to be taken by SDSS, there will be roughly  $2 \times 10^5$  spectra of early-type galaxies. A sample of nearly 9000 early-type galaxies with well-measured velocity dispersions ( $\delta \log \sigma \sim 0.02\text{--}0.06$  dex with a median value  $\sim 0.03$  dex), in the redshift range  $0.01 \leq z \leq 0.3$ , has been selected from early SDSS observations by Bernardi et al. (2001). The joint distribution of luminosities, sizes and velocity dispersions is well described by a tri-variate Gaussian distribution in the variables  $M = -2.5 \log L$ ,  $R = \log R_o$ , and  $V = \log \sigma$ , where  $L$  is the total luminosity,  $R_o$  is the effective radius and  $\sigma$  is the line-of-sight velocity dispersion within a circular aperture of radius  $R_o/8$ . A maximum-likelihood fit to the sample gives the mean values of the above variables,  $\langle M \rangle = -19.65 + 5 \log h - 1.15z$ ,  $\langle R \rangle = 0.36$ , and  $\langle V \rangle = 2.18$  in the  $g^*$  band (here  $10^R$  and  $10^V$  are in units of  $h^{-1} \text{ kpc}$  and  $\text{km s}^{-1}$ , respectively) and their standard deviations  $\sigma_M = 0.84$ ,  $\sigma_R = 0.25$  and  $\sigma_V = 0.11$  (cf. table 2 in Bernardi et al. 2001). By extrapolating this luminosity distribution at both faint and bright ends, the average comoving number density of early-type galaxies is found to be

$$\phi_* = (5.8 \pm 0.3) \times 10^{-3} h^3 \text{ Mpc}^{-3}. \quad (1)$$

For comparison to other studies, we must convert magnitudes in the SDSS  $g^*$  band to the Johnson-Morgan  $B$  band. We take the color transformation to be:

$$B = g^* + 0.48(g^* - r^*) + 0.17, \quad (2)$$

which is derived from the preliminary SDSS calibration (Smith et al. 2001) of the Landolt stars (Landolt 1992a,b). The standard deviation in this relation is 0.03 mag. The mean color of the early-type galaxies in Bernardi et al.'s SDSS sample is  $g^* - r^* \simeq 0.74 - 0.30z$  with standard deviation 0.06 mag in the colors of individual galaxies (cf. table 6 in Bernardi et al. 2001).

## 2.2 Local BH mass density

The SDSS data provide us with the distributions of velocity dispersion and luminosity in nearby early-type galaxies. We denote the luminosity function and the velocity-dispersion distribution of early-type galaxies as  $n_L^{\text{early}}(L, z)$  and  $n_\sigma^{\text{early}}(\sigma, z)$ , where  $n_L^{\text{early}}(L, z)dL$  [or  $n_\sigma^{\text{early}}(\sigma, z)d\sigma$ ] represents the comoving number density of early-type galaxies in the range  $L \rightarrow L + dL$  (or  $\sigma \rightarrow \sigma + d\sigma$ ) at redshift  $z$ . Thus, the average number density of these galaxies is (eq. 1)

$$\phi_* = \int_0^\infty n_L^{\text{early}}(L, z=0)dL = \int_0^\infty n_\sigma^{\text{early}}(\sigma, z=0)d\sigma. \quad (3)$$

The relation between BH mass and galactic velocity dispersion is (Kormendy & Gebhardt 2001):

$$M_\bullet = 1.3 \times 10^8 M_\odot \left( \frac{\sigma_e}{200 \text{ km s}^{-1}} \right)^{\alpha_1}, \quad (4)$$

where  $\alpha_1 = 3.65$ ,  $M_\bullet$  is the BH mass, and  $\sigma_e$  is the luminosity-weighted line-of-sight velocity dispersion within the effective radius. This relation is derived using distances from Tonry et al. (2001), which implies a Hubble constant  $h = 0.69$  (Ferrarese et al. 2000), close to our assumed value of 0.65. The mean relation between the  $B$ -band luminosity of the hot stellar component and the BH mass is

$$M_\bullet = 0.8 \times 10^8 M_\odot \left( \frac{L_{B,\text{hot}}}{10^{10} L_{B\odot}} \right)^{\alpha_2}, \quad (5)$$

where  $\alpha_2 = 1.08$  (Kormendy & Gebhardt 2001). A similar relation was derived by Magorrian et al. (1998), but with normalization larger by almost a factor of four, presumably because of the limitations of ground-based spectroscopy and isotropic dynamical models. The scatter in relation (5) is substantially larger than the scatter in relation (4). Note that  $\sigma_e$  in equation (4) is the velocity dispersion within the effective radius  $R_e$  (Gebhardt et al. 2000) while  $\sigma$  in the SDSS is velocity dispersion within  $R_e/8$ ; however, replacing  $\sigma_e$  with  $\sigma$  in equation (4) will not cause much difference in the results (Gebhardt et al. 2000) as the luminosity-weighted dispersion depends only weakly on radius. Merritt & Ferrarese (2001) give an alternative version of the correlation (4) that is based on the velocity dispersion within  $R_e/8$  (they find  $\alpha_1 = 4.72$ ). We have performed all of the calculations below using both versions of the correlation and the differences are negligible.

Because the mass–dispersion relation is the tighter of the two relations, we will first use equation (4) to estimate the local BH mass density. Thus, with the distribution of velocity dispersion  $n_\sigma^{\text{early}}(\sigma, z=0)$  determined by Bernardi et al. (2001), we have the local BH mass density in early-type galaxies:

$$\begin{aligned} \rho_\bullet^{\text{early}}(z=0) &= \int M_\bullet n_{M_\bullet}^{\text{early}}(M_\bullet, z=0) dM_\bullet = \int M_\bullet n_\sigma^{\text{early}}(\sigma, z=0) \frac{d\sigma}{dM_\bullet} dM_\bullet \\ &= 1.2 \times 10^5 M_\odot \text{ Mpc}^{-3}, \end{aligned} \quad (6)$$

where  $\sigma$  has been equated to  $\sigma_e$ .

We may also use the mass–luminosity relation (5) to estimate  $\rho_\bullet^{\text{early}}$ . We note first that the luminosity provided in Bernardi et al. (2001) is the total luminosity. Early-type galaxies include both elliptical galaxies and S0 galaxies. For S0 galaxies, the bulge and disk both contribute to the total luminosity. Therefore, when applying equation (5), we need to correct the total luminosity of an S0 galaxy to its bulge luminosity. Since the BH mass is approximately proportional to the luminosity of the hot stellar component (i.e.,  $\alpha_2 = 1.08$  in eq. 5 is approximately 1), we may simply correct the total luminosity density of early-type galaxies in Bernardi et al. (2001) by the ratio of the luminosity density of hot components to the total luminosity density. Fukugita, Hogan & Peebles (1998) estimated the relative luminosity densities  $f_i$  (in the  $B$  band) for elliptical galaxies, S0 galaxies, spiral and irregular galaxies, and hot components. They found  $(f_E, f_{S0}, f_{\text{Spiral+Irr}}) = (0.12, 0.23, 0.65)$  and  $f_{\text{hot}} = 0.385$ . They also estimate that in S0 galaxies, the bulge luminosity is a fraction  $f_{\text{bulge},S0}/f_{S0} = 0.64$  of the total luminosity. Thus, the total luminosity in hot components of early-type galaxies occupies a fraction  $(f_E + f_{\text{bulge},S0})/(f_E + f_{S0}) \simeq 0.76$  of the total luminosity in early-type galaxies. The local BH mass density in early-type galaxies is therefore given by:

$$\begin{aligned} \rho_{\bullet,L}^{\text{early}}(z=0) &= \int M_\bullet n_{M_\bullet}^{\text{early}}(M_\bullet, z=0) dM_\bullet \simeq 0.76 \int M_\bullet n_L^{\text{early}}(L, z=0) \frac{dL}{dM_\bullet} dM_\bullet \\ &= 2.3 \times 10^5 M_\odot \text{ Mpc}^{-3}, \end{aligned} \quad (7)$$

where the color transformation between  $g^*$  and  $B$  (eq. 2) has been used.

Massive BHs exist not only in early-type galaxies but also in spiral bulges. Hence, we must augment the estimates (6) and (7) by the contribution from BHs in spiral bulges. As above, we assume that the luminosity fraction is approximately equal to the BH mass fraction, and thus the total BH mass density is  $f_{\text{hot}}/(f_E + f_{\text{bulge},S0}) \simeq 1.44$  times the BH mass density in early-type galaxies, i.e., from equation (6)

$$\rho_{\bullet}(z=0) \simeq 1.44\rho_{\bullet}^{\text{early}} = 1.7 \times 10^5 \text{ M}_{\odot} \text{ Mpc}^{-3}, \quad (8)$$

and from equation (7)

$$\rho_{\bullet,L}(z=0) \simeq 1.44\rho_{\bullet,L}^{\text{early}} \simeq 3.3 \times 10^5 \text{ M}_{\odot} \text{ Mpc}^{-3}. \quad (9)$$

These results are consistent within a factor of two. We believe that equation (8) is more reliable than equation (9) since the correlation between  $M_{\bullet}$  and  $\sigma$  is tighter and the result does not depend on the uncertain bulge-disk decomposition. McLure & Dunlop (2001) obtained a relation between BH mass and luminosity of the hot component for inactive galaxies which is tighter than the relation obtained in Kormendy & Gebhardt (2001) (eq. 5). If we use the McLure–Dunlop mass–luminosity relation, we find  $\rho_{\bullet,L}(z=0) = 2.3 \times 10^5 \text{ M}_{\odot} \text{ Mpc}^{-3}$ , which is in better agreement with the BH mass density estimated from the mass–dispersion relation.

The galaxy sample from the SDSS is almost complete at the bright end, but the sample is cut off at the faint end ( $M_{g^*} - 5 \log h \gtrsim -19.0$ , cf. Fig. 6 in Bernardi et al. 2001). In our calculation we have extrapolated Bernardi et al.’s distribution of magnitude (or velocity dispersion) to arbitrarily faint galaxies. This uncertain extrapolation should not significantly affect our estimate of BH mass density, as seen from the following arguments. (i) If we assume that the distribution of absolute magnitude obtained in the SDSS is constant for all magnitudes fainter than  $\langle M_{g^*} \rangle = -19.65 + 5 \log h$  (rather than obeying a Gaussian distribution in  $M_{g^*}$ ), the total luminosity density is increased by less than 15%. (ii) The 2dF Galaxy Survey extends to considerably fainter absolute magnitudes ( $M_{b,J} \lesssim -14 + 5 \log h$ ) [ $M_{b,J} = M_{g^*} + 0.16 + 0.15(g^* - r^*)$  in Norberg et al. 2001] than the SDSS sample. The type 1 galaxies in the 2dF Galaxy survey include all the early-type galaxies and some spiral galaxies. The difference between the total luminosity density obtained by assuming that the distribution of absolute magnitude of the type 1 galaxies is constant for all magnitudes fainter than  $M_{b,J} = \langle M_{g^*} \rangle + 0.16 + 0.15(g^* - r^*)$  and that obtained by extrapolating the distribution of absolute magnitude of the type 1 galaxies (cf. Madgwick et al. 2001) is less than 4%.

### 2.3 BH mass density accreted during bright QSO phases

Most astronomers believe that QSOs are powered by gas accretion onto BHs, and in this case the luminosity function of QSOs as a function of redshift reflects the gas accretion history of local remnant BHs (Soltan 1982; Chokshi & Turner 1992; Small & Blandford 1992). We denote the QSO bolometric luminosity produced by a mass accretion rate  $\dot{M}_{\bullet}$  as  $L_{\text{bol}} = \epsilon \dot{M}_{\bullet} c^2$ , where  $\epsilon$  (up to 31% for thin-disk accretion onto a maximally rotating Kerr BH; Thorne 1974) is the mass-to-energy conversion efficiency and  $c$  is the speed of light. The comoving BH mass density accreted during bright QSO phases is given by

$$\rho_{\bullet,\text{acc}}^{\text{QSO}}(z) = \int_z^{\infty} \frac{dt}{dz} dz \int_0^{\infty} \frac{L_{\text{bol}}}{\epsilon c^2} \Psi(L, z) dL, \quad (10)$$

where  $\Psi(L, z)$  is the luminosity function of QSOs, defined so that  $\int \Psi(L, z) dL$  gives the comoving number density of QSOs at redshift  $z$  ( $L$  can be either the bolometric luminosity or the luminosity at a given band). In the  $B$  band, the bolometric correction  $C_B$ , defined by  $L_{\text{bol}} = C_B \nu_B L_{\nu}(B)$ , is about 11.8 (Elvis et al. 1994). Here  $\nu_B L_{\nu}(B)$  is the energy radiated at the central frequency of the  $B$  band per unit time and logarithmic interval of frequency.

At  $z \lesssim 3$ , the QSO luminosity function is often fitted with a double power law:

$$\Psi_M(M_B, z) = \frac{\Psi_M^*}{10^{0.4(\beta_1+1)[M_B - M_B^*(z)]} + 10^{0.4(\beta_2+1)[M_B - M_B^*(z)]}}, \quad (11)$$

where  $\Psi_M(M_B, z) dM_B$  is the comoving number density of QSOs with absolute magnitude in the range  $[M_B, M_B + dM_B]$  and  $\Psi_M(M_B, z) = \Psi(L_B, z) |dL_B/dM_B| = 0.92 L_B \Psi(L_B, z)$ . Boyle et al. (2000) use this functional form to fit the data sets from the 2dF QSO Redshift Survey (Boyle et al. 2000) and the Large Bright QSO Survey (Hewett, Foltz & Chaffee 1995), which contain over 6000 QSOs. For example, in our standard model,  $(\Omega_m, \Omega_{\Lambda}) = (0.3, 0.7)$ , the luminosity function of QSOs with absolute magnitudes  $-26 < M_B < -23$  ( $\Omega_m=1$ ,  $\Omega_{\Lambda}=0$ ,  $h=0.5$ ) and redshifts  $0.35 < z < 2.3$  is described by the following parameters:

$$\Psi_M^* = 2.9 \times 10^{-5} h^3 \text{ Mpc}^{-3} \text{ mag}^{-1}, \quad (12)$$

$$M_B^*(z) = M_B^*(0) - 2.5(k_1 z + k_2 z^2), \quad (13)$$

$$M_B^*(0) = -21.14 + 5 \log h, k_1 = 1.36, k_2 = -0.27, \quad (14)$$

$$\beta_1 = -1.58 \text{ and } \beta_2 = -3.41. \quad (15)$$

The quadratic dependence of the characteristic magnitude  $M_B^*(z)$  on  $z$  (eqs. 13 and 14) shows an increasing characteristic luminosity with increasing redshift at low redshift ( $z \lesssim 2.5$ ) and a decline of the characteristic luminosity at higher redshift, which is suggested by observations (e.g. Shaver et al. 1996), although the luminosity function is not yet accurate enough to confirm the decline at  $z > 2.5$ . The QSO luminosity function over the range  $3.6 < z < 5.0$  provided in Fan et al. (2001) gives a flatter bright-end slope ( $\beta_2 = -2.5$ ) than equation (11); however in our calculations below, we will simply extrapolate equation (11) to high redshift ( $z > 3$ ) because the detailed QSO luminosity function at  $z > 3$  does not affect our final results much (cf. Figure 1 below or the discussion in Chokshi & Turner 1992; if we use the luminosity function in Fan et al. 2001, our results change by less than one percent).

Using equation (10) we may now obtain the accretion history of the BH mass density arising from optically bright QSO phases,  $\rho_{\bullet, \text{acc}}^{\text{QSO}}(z)$ . The result is shown in Figure 1, where the mass-to-energy conversion efficiency  $\epsilon$  is assumed constant. About 56% of the present density  $\rho_{\bullet, \text{acc}}^{\text{QSO}}(z=0)$  is accreted when  $z < 2$  and 90% when  $z < 3$ , consistent with our claim that  $\rho_{\bullet, \text{acc}}^{\text{QSO}}(z=0)$  is insensitive to the uncertainty in the QSO luminosity function at high redshift. The accreted BH mass density during optically bright QSO phases is found to be

$$\rho_{\bullet, \text{acc}}^{\text{QSO}}(z=0) = 2.1 \times 10^5 (C_B/11.8)(0.1/\epsilon) \text{ M}_\odot \text{ Mpc}^{-3}, \quad (16)$$

which is independent of the Hubble constant and remarkably close to the value obtained by Chokshi & Turner (1992),  $\rho_{\bullet, \text{acc}}^{\text{QSO}}(z=0) = 2.2 \times 10^5 (C_B/16.5)(0.1/\epsilon) \text{ M}_\odot \text{ Mpc}^{-3}$ . If the QSOs have a mass-to-energy conversion efficiency  $\epsilon \simeq 0.1$ ,  $\rho_{\bullet, \text{acc}}^{\text{QSO}}(z=0)$  would be close to the local BH mass density  $\rho_\bullet$  (eq. 8), which implies that the local BH mass density comes mainly from accretion during optically bright QSO phases. [Ciotti, Haiman & Ostriker (2001) obtain a lower value,  $\epsilon \simeq 0.06$ , partly because they use the relation between BH mass and bulge mass given by Magorrian et al. (1998), in which the BH masses are overestimated by a factor 3–4.]

The accreted BH mass density can also be inferred from the X-ray and infrared backgrounds, for example,  $\rho_\bullet^{\text{X}} \sim (6-9) \times 10^5 (0.1/\epsilon) \text{ M}_\odot \text{ Mpc}^{-3}$  in Fabian & Iwasawa (1999),  $\rho_\bullet^{\text{X}} \sim (7.5-16.8) \times 10^5 (0.1/\epsilon) \text{ M}_\odot \text{ Mpc}^{-3}$  in Elvis, Risaliti & Zamorani (2002),  $\rho_\bullet^{\text{IR}} \sim 7.5 \times 10^5 (0.1/\epsilon) \text{ M}_\odot \text{ Mpc}^{-3}$  in Haehnelt & Kauffmann (2001). Multi-waveband (including optical and far infrared) observations of *Chandra* hard X-ray sources give  $\rho_\bullet^{\text{HX+OPT+FIR}} \sim 9 \times 10^5 (0.1/\epsilon) \text{ M}_\odot \text{ Mpc}^{-3}$  in Barger et al. (2001). Fabian & Iwasawa (1999) conclude that 85% of the emitted energy from AGNs has been absorbed, so that a large fraction of the local BH mass density must be due to obscured QSOs, which do not contribute to the estimate in equation (16). Thus, their estimate  $\rho_\bullet^{\text{X}}$  exceeds  $\rho_{\bullet, \text{acc}}^{\text{QSO}}(z=0)$  by a factor 3–4, and then the comparison of  $\rho_\bullet^{\text{X}}$  with the local BH mass density (eq. 8) implies the efficiency  $\epsilon \sim 0.3-0.5$ , at or beyond the upper limit of plausible accretion processes,  $\epsilon = 0.31$  (Thorne 1974). Elvis, Risaliti & Zamorani (2002) reached a similar conclusion,  $\epsilon \gtrsim 0.15$ , by comparing  $\rho_\bullet^{\text{X}}$  with the local BH mass density [they used an early estimate of the local BH mass density  $\sim 4 \times 10^5 \text{ M}_\odot \text{ Mpc}^{-3}$  from Salucci et al. (1999), a factor of 2 or so larger than our estimate in eq. (8)]. However, there exist many uncertainties in the estimation of the BH mass density from the X-ray or infrared background since the population of AGNs contributing to those backgrounds is not yet clearly understood, and is not necessarily the same as the optically bright QSOs.

If the local BH mass density comes mainly from optically bright QSOs, not only the local BH mass density but also the local BH mass distribution should be consistent with the accretion history determined from QSOs. The latter comparison is the subject of the next section.

### 3 SOME CLUES FROM THE BH MASS DISTRIBUTION

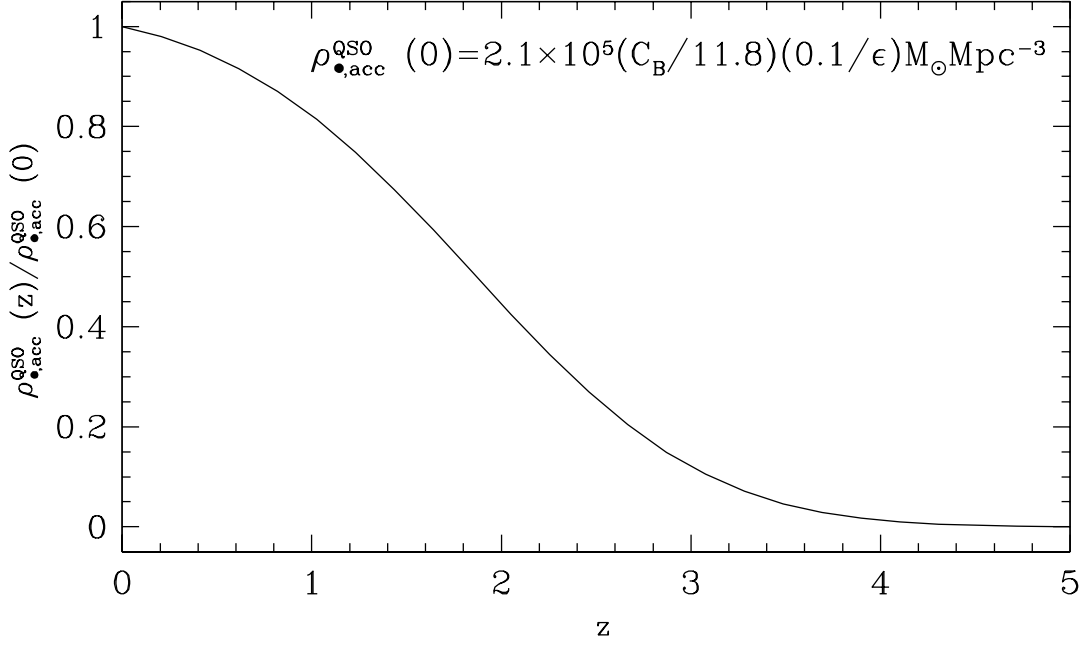
In this section, we employ a continuity equation for the evolution of the BH distribution to relate the local BH mass function and the QSO luminosity function.

#### 3.1 Expectations from the continuity equation for BH distributions

We define  $S$  to be any physical variable associated with a BH (e.g. mass, entropy etc.) and  $n_S(S, t)$  so that  $n_S(S, t)dS$  is the number density of BHs with  $S \rightarrow S + dS$  at time  $t$ . The evolution of the distribution  $n_S(S, t)$  is determined by both BH coalescence (caused by galaxy mergers) and other physical processes (e.g. gas accretion). We can use the following continuity equation (cf. Small & Blandford 1992) to describe the evolution of the  $S$ -distribution:

$$\frac{\partial n_S(S, t)}{\partial t} + \frac{\partial [n_S(S, t) \langle \dot{S} \rangle]}{\partial S} = \gamma_{\text{merge}}(S, t), \quad (17)$$

where  $\gamma_{\text{merge}}(S, t)$  represents the variation of the BH distribution caused by mergers, and  $\langle \dot{S} \rangle(S, t)$  is the mean rate of change of  $S$  due to physical processes that conserve the number of BHs. In equation (17), we ignore the generation of seed BHs, which are usually assumed to have small masses (e.g.  $\lesssim 10^6 \text{ M}_\odot$ ). Since the process of BH mergers is not understood, we shall consider two extreme cases: one is the classical case, in which gravitational radiation can be neglected and the total BH mass is conserved during a merger; and the other is the equi-entropy case, in which gravitational radiation cannot be ignored and



**Figure 1.** The history of the comoving massive BH mass density due to accretion during optically bright QSO phases. The QSO luminosity function (eqs. 11–15), which is only well-determined for  $z \lesssim 2.5$ , has been extrapolated to higher redshift. The mass-to-energy conversion efficiency  $\epsilon$  is assumed to be a constant. See details in § 2.3.

the total BH area (or entropy) is conserved. We will consider the evolution of the BH mass distribution in the classical case (i.e., set  $S$  in eq. 17 to be the reducible<sup>1</sup> BH mass  $M_{\bullet}$ ), and consider the evolution of the area distribution in the equi-entropy case (i.e., set  $S$  in eq. 17 to be the BH area  $A_{\bullet}$ ). In either case, we have

$$\int_0^{\infty} S \gamma_{\text{merge}}(S, t) \, dS = 0. \quad (18)$$

Now let us define

$$\Gamma_{\text{merge}}(S, t) \equiv \int_0^{\infty} f(S, S') \gamma_{\text{merge}}(S', t) \, dS'. \quad (19)$$

To establish some inequalities on the current BH mass distribution, we would like to choose the function  $f(S, S')$  so that  $\Gamma_{\text{merge}}(S, t)$  is positive-definite. To do this, consider a time interval  $dt$  in which two BHs parameterized by  $S_1, S_2$  merge to form a single BH parameterized by  $S_1 + S_2$ . Then

$$\gamma_{\text{merge}}(S', t) \, dt = \delta(S' - S_1 - S_2) - \delta(S' - S_1) - \delta(S' - S_2), \quad (20)$$

so that

$$\Gamma_{\text{merge}}(S, t) \, dt = f(S, S_1 + S_2) - f(S, S_1) - f(S, S_2). \quad (21)$$

A sufficient condition that equation (21) is positive definite for  $S_1, S_2 > 0$  is that  $f(S, S')/S'$  is a monotonically increasing function of  $S'$  (Hardy, Littlewood & Pólya 1934). We shall choose a specific function  $f(S, S')$  below.

By integrating equation (17) over time  $t$  and setting the initial BH  $S$ -distribution  $n_S(S, 0) = 0$ , we may obtain the BH distribution  $n_S(S, t_0)$  at the present time  $t_0$  as follows:

$$n_S(S, t_0) = - \int_0^{t_0} \frac{\partial [n_S(S, t) \langle \dot{S} \rangle]}{\partial S} \, dt + \int_0^{t_0} \gamma_{\text{merge}}(S, t) \, dt. \quad (22)$$

Now integrate equation (19) from  $t = 0$  to  $t_0$ , and use equation (22) to eliminate  $\gamma_{\text{merge}}$ . Assuming  $f(S, 0) = 0$ , we have

$$G_{\text{local}}(S, t_0) = G_{\text{acc}}(S, t_0) + \int_0^{t_0} \Gamma_{\text{merge}}(S, t) \, dt, \quad (23)$$

<sup>1</sup> The dynamically measured BH mass  $M_{\bullet}$  (in eqs. 4 and 5) is the reducible mass. For a BH with reducible mass  $M_{\bullet}$  and dimensionless spin  $a$  ( $0 \leq |a| \leq 1$ ), its irreducible mass is given by  $M_{\text{ir}} = M_{\bullet}(1 + \sqrt{1 - a^2})^{1/2}/\sqrt{2}$  (Misner, Thorne & Wheeler 1973). Thus,  $M_{\bullet}/\sqrt{2} \leq M_{\text{ir}} \leq M_{\bullet}$ .

where

$$G_{\text{local}}(S, t_0) \equiv \int_0^\infty f(S, S') n_S(S', t_0) \, dS' \quad (24)$$

is related to the BH  $S$ -density in local galaxies, and

$$G_{\text{acc}}(S, t_0) \equiv \int_0^\infty dS' \int_0^{t_0} n_S(S', t) \langle \dot{S}' \rangle \frac{\partial f(S, S')}{\partial S'} \, dt \quad (25)$$

is related to the accretion history of local BHs. Since  $\Gamma_{\text{merge}}(S, t)$  is non-negative, we have

$$G_{\text{local}}(S, t_0) \geq G_{\text{acc}}(S, t_0). \quad (26)$$

Inequality (26) must hold for every  $f(S, S')$  such that  $f(S, S')/S'$  is monotonically increasing in  $S'$ . We have assumed that  $f(S, 0) = 0$ ; it is also useful for  $f(S, S')$  to be continuous, since its derivative appears in equation (25). A simple function satisfying these conditions, which we shall use for the remainder of this paper, is

$$f(S, S') = \begin{cases} 0 & \text{for } S' < S, \\ S' - S & \text{for } S' \geq S. \end{cases} \quad (27)$$

In this case,

$$G_{\text{local}}(S, t_0) = \int_S^\infty (S' - S) n_S(S', t_0) \, dS', \quad (28)$$

$$G_{\text{acc}}(S, t_0) = \int_S^\infty dS' \int_0^{t_0} n_S(S', t) \langle \dot{S}' \rangle \, dt. \quad (29)$$

With this definition, equation (18) implies that  $\Gamma_{\text{merge}}(0, t) = 0$ , so

$$G_{\text{local}}(0, t_0) = G_{\text{acc}}(0, t_0). \quad (30)$$

Thus

$$g_{\text{local}}(S, t_0) \equiv \frac{G_{\text{local}}(S, t_0)}{G_{\text{local}}(0, t_0)} \geq \frac{G_{\text{acc}}(S, t_0)}{G_{\text{acc}}(0, t_0)} \equiv g_{\text{acc}}(S, t_0). \quad (31)$$

Inequalities (26) and (31) will be our principal tools to constrain the accretion history of local BHs.

### 3.1.1 Relating the local BH mass function to the QSO luminosity function

We now assume that the luminosity  $L$  during bright QSO phases is an (increasing) function of only the central BH mass [ $dL(M_\bullet)/dM_\bullet > 0$ ], which is plausible since usually we have  $L \propto L_{\text{bol}}$  and, especially for luminous QSOs,  $L_{\text{bol}}(M_\bullet)$  is usually assumed to be near the Eddington luminosity. In our two extreme cases, we have

- Classical case:  $S \equiv M_\bullet$ . We have

$$G_{\text{acc}}^{\text{QSO}}(M_\bullet, t_0) = \int_{L(M_\bullet)}^\infty dL' \int_0^{t_0} \Psi(L', t) \left( \frac{L'_{\text{bol}}}{\epsilon c^2} \right) \, dt. \quad (32)$$

which represents the time-integrated mass density accreted onto BHs with masses larger than  $M_\bullet$  during optically bright QSO phases. Equation (32) is independent of the duty cycle of bright QSO phases, so long as the luminosity during these phases is determined by  $M_\bullet$ . If the local BH mass density arises entirely by mergers and by accretion during optically bright QSO phases, by combining inequality (31) with equation (32) we have

$$G_{\text{acc}}^{\text{QSO}}(M_\bullet, t_0) = G_{\text{acc}}(M_\bullet, t_0), \quad (33)$$

$$g_{\text{local}}(M_\bullet, t_0) \equiv \frac{G_{\text{local}}(M_\bullet, t_0)}{G_{\text{local}}(0, t_0)} \geq \frac{G_{\text{acc}}^{\text{QSO}}(M_\bullet, t_0)}{G_{\text{acc}}^{\text{QSO}}(0, t_0)} \equiv g_{\text{acc}}^{\text{QSO}}(M_\bullet, t_0). \quad (34)$$

- Equi-entropy case:  $S \equiv A_\bullet = 16\pi G^2 M_{\text{ir}}^2 / c^4$ , where  $G$  is the gravitational constant and  $M_{\text{ir}}$  is the irreducible mass of a BH with reducible mass  $M_\bullet$  (see footnote 1). We assume that the dimensionless spin of BHs in QSOs is in an equilibrium state (i.e.,  $\dot{a} = 0$ ). For example, in the thin-disk accretion model for QSOs<sup>2</sup>, the dimensionless spin  $a$  increases from 0 to

<sup>2</sup> We assume that any QSO is due to accretion onto a single massive BH, rather than accretion onto two or more BHs in the galactic nucleus, although binary BHs are likely to be present in some galactic centers (Begelman, Blandford & Rees 1980; Yu 2002). If there exists more than one BH in a QSO and each BH is accreting with the Eddington luminosity, the mass  $M_\bullet$  obtained from the total QSO luminosity will represent the total mass of the BHs, and our arguments in the classical case are unaffected. However, in the equi-entropy case, the entropy or area increase associated with a given mass accretion rate depends on the number of BHs.

reach the equilibrium value 0.998 after the BH accretes  $\sim 1.5$  times its initial mass (Thorne 1974). Thus, in the equilibrium spin state, we have the area (or entropy) variation rate of a BH as follows:

$$\dot{A}_\bullet = 32\pi G^2 M_{\text{ir}} \dot{M}_{\text{ir}} / c^4 = 16\pi G^2 M_\bullet \dot{M}_\bullet (1 + \sqrt{1 - a^2}) / c^4 \quad (\dot{a} = 0). \quad (35)$$

We now define the following variables related to the BH entropy density in local galaxies and the time-integrated entropy density accreted onto BHs during optically bright QSO phases:

$$\mathcal{G}_{\text{local}}^{A_\bullet}(M_\bullet, t_0) \equiv \int_{M_\bullet}^{\infty} [A(M'_\bullet, a = 0) - A(M_\bullet, a = 1)] n_{M_\bullet}(M'_\bullet, t) dM'_\bullet, \quad (36)$$

$$\mathcal{G}_{\text{acc}}^{A_\bullet, \text{QSO}}(M_\bullet, t_0) \equiv \int_L^{\infty} \left[ \frac{\sqrt{2} M_\bullet}{(1 + \sqrt{1 - a^2})^{1/2}} \right] dL' \int_0^{t_0} \Psi(L', t) \dot{A}(M'_\bullet, a) dt, \quad (37)$$

where  $\mathcal{G}_{\text{local}}^{A_\bullet}(M_\bullet, t_0)$  is defined so that the inequality  $A(M_\bullet, a = 0) \geq A(M_\bullet, a) \geq A(M_\bullet, a = 1)$  (see footnote 1) can be used to eliminate the spin parameter  $a$  (a poorly known parameter) in equation (36). In equation (37),  $a$  is set to the assumed equilibrium spin state, but we do not assume that the present BH spin in a dead quasar is the same as the spin of a quasar in its bright phase. Then with equations (28) and (29), we have the following relations:

$$\mathcal{G}_{\text{local}}^{A_\bullet}(M_\bullet, t_0) \geq G_{\text{local}}(A_\bullet, t_0), \quad (38)$$

$$G_{\text{acc}}(A_\bullet, t_0) \geq \mathcal{G}_{\text{acc}}^{A_\bullet, \text{QSO}}(M_\bullet, t_0), \quad (39)$$

By using inequality (26), we have:

$$\mathcal{G}_{\text{local}}^{A_\bullet}(M_\bullet, t_0) \geq \mathcal{G}_{\text{acc}}^{A_\bullet, \text{QSO}}(M_\bullet, t_0), \quad (40)$$

To estimate  $G_{\text{local}}(M_\bullet, t_0)$  and  $\mathcal{G}_{\text{local}}^{A_\bullet}(M_\bullet, t_0)$ , we proceed as follows. High-luminosity galaxies are mainly early-type galaxies (see, for example, Figure 4.14 in Binney & Merrifield 1998 or Figure 7 in Madgwick et al. 2001); moreover, the mass of the central BH is approximately proportional to the luminosity of the hot stellar component (cf. eq. 5), which is less than  $\sim 30\%$  of the total luminosity for spiral galaxies (Fukugita, Hogan & Peebles 1998); hence high-mass BHs ( $M_\bullet \gtrsim 10^8 M_\odot$ , corresponding to  $M_{B, \text{hot}} < -20$ ) are mostly in early-type galaxies. The local BH mass distribution in early-type galaxies can be obtained from their velocity dispersions and the mass–dispersion correlation. By analogy with equations (28) and (36), we define

$$G_{\text{local}}^{\text{early}}(M_\bullet, t_0) \equiv \int_{M_\bullet}^{\infty} (M'_\bullet - M_\bullet) n_{M_\bullet}^{\text{early}}(M'_\bullet, t_0) dM'_\bullet \quad (41)$$

and

$$\mathcal{G}_{\text{local}}^{A_\bullet, \text{early}}(M_\bullet, t_0) \equiv \int_{M_\bullet}^{\infty} [A(M'_\bullet, a = 0) - A(M_\bullet, a = 1)] n_{M_\bullet}^{\text{early}}(M'_\bullet, t) dM'_\bullet. \quad (42)$$

For high-mass BHs ( $M_\bullet \gtrsim 10^8 M_\odot$ ), we have  $G_{\text{local}}^{\text{early}}(M_\bullet, t_0) \simeq G_{\text{local}}(M_\bullet, t_0)$  and  $\mathcal{G}_{\text{local}}^{A_\bullet, \text{early}}(M_\bullet, t_0) \simeq \mathcal{G}_{\text{local}}^{A_\bullet}(M_\bullet, t_0)$ . In addition, as seen from inequalities (26), (34) and (40), we have

$$G_{\text{local}}^{\text{early}}(M_\bullet, t_0) \gtrsim G_{\text{acc}}^{\text{QSO}}(M_\bullet, t_0), \quad (43)$$

$$g_{\text{local}}^{\text{early}}(M_\bullet, t_0) \equiv \frac{G_{\text{local}}^{\text{early}}(M_\bullet, t_0)}{G_{\text{local}}(0, t_0)} \gtrsim \frac{G_{\text{acc}}^{\text{QSO}}(M_\bullet, t_0)}{G_{\text{acc}}^{\text{QSO}}(0, t_0)} \equiv g_{\text{acc}}^{\text{QSO}}(M_\bullet, t_0) \quad (M_\bullet \gtrsim 10^8 M_\odot), \quad (44)$$

in the classical case (with approximate equality if and only if mergers are neglected) and

$$\mathcal{G}_{\text{local}}^{A_\bullet, \text{early}}(M_\bullet, t_0) \gtrsim \mathcal{G}_{\text{acc}}^{A_\bullet, \text{QSO}}(M_\bullet, t_0) \quad (M_\bullet \gtrsim 10^8 M_\odot) \quad (45)$$

in the equi-entropy case. The approximate nature of the inequalities arises solely from our restriction to early-type galaxies.

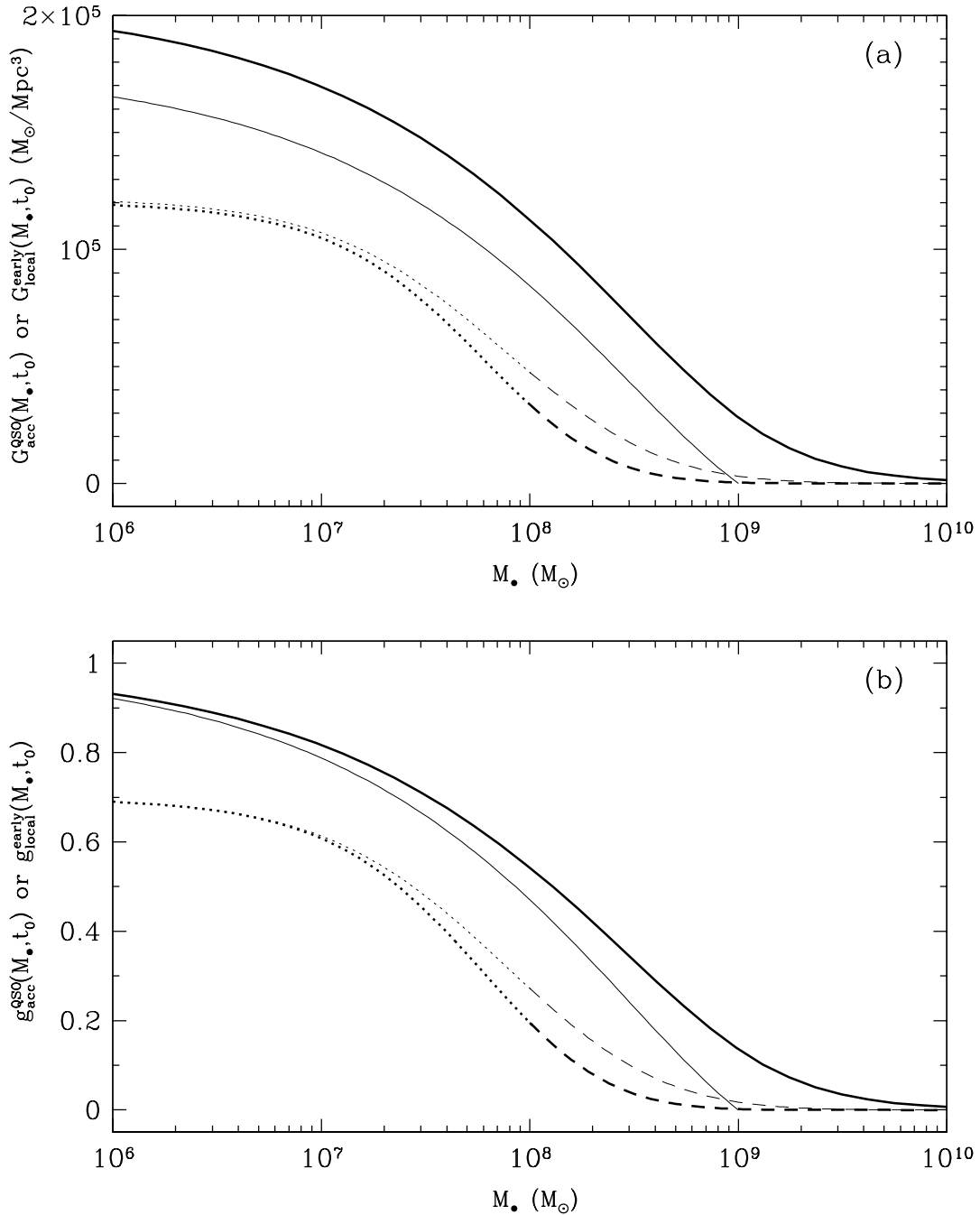
### 3.2 Comparison with observations

We now compare inequalities (43)–(45) with the observations.

#### 3.2.1 The classical case

In the classical case, the total BH mass is conserved during mergers, which is implicitly assumed in Soltan's argument (1980) and many subsequent discussions of the growth of BHs. In § 2, we have obtained that the total BH mass density in local galaxies is consistent with that accreted during optically bright QSO phases, if the mass-to-energy efficiency  $\epsilon \simeq 0.1$ , i.e.,  $G_{\text{local}}(0, t_0) \simeq$





**Figure 2.** Panel (a): Variables related to the BH mass density as a function of BH mass  $M_{\bullet}$ . The thick solid line shows  $G_{\text{acc}}^{\text{QSO}}(M_{\bullet}, t_0)$  contributed by QSOs (eq. 32), where QSOs are assumed to have the Eddington luminosity and the mass-to-energy efficiency  $\epsilon$  is 0.1. The dashed line ( $M_{\bullet} \gtrsim 10^8 M_{\odot}$ ) and the dotted line ( $M_{\bullet} \lesssim 10^8 M_{\odot}$ ) show  $G_{\text{local}}^{\text{early}}(M_{\bullet}, t_0)$  obtained from the SDSS sample of nearby early-type galaxies (eq. 41). In the dotted region  $G_{\text{local}}^{\text{early}}$  underestimates  $G_{\text{local}}$  because of the contribution from BHs in spiral bulges. The thick dotted and dashed lines show the result obtained by using the mass–dispersion relation in Kormendy & Gebhardt (2001), and the thin line shows the result obtained by using the relation in Merritt & Ferrarese (2001). Panel (b): Variables related to the normalized BH mass density as a function of BH mass  $M_{\bullet}$ , i.e.,  $g_{\text{acc}}^{\text{QSO}}(M_{\bullet}, t_0)$  and  $g_{\text{local}}^{\text{early}}(M_{\bullet}, t_0)$  (eq. 44). QSOs are assumed to have the Eddington luminosity and the mass-to-energy efficiency  $\epsilon$  is a constant. The line types have the same meanings as those in Panel (a). At the low-mass end,  $g_{\text{local}}^{\text{early}}(M_{\bullet}, t_0)$  approaches  $(f_{\text{E}} + f_{\text{bulge, S0}})/f_{\text{hot}} \simeq 0.69$  (see § 2.2). For high BH masses ( $M_{\bullet} \gtrsim 10^8 M_{\odot}$ ), inequalities (43) and (44) imply that the thick solid line should be equal to the dashed one in panels (a) and (b) if mergers are unimportant, and lower if mergers are important, which is inconsistent with the observations. The thin solid line represents an estimate of  $G_{\text{acc}}^{\text{QSO}}(M_{\bullet}, t_0)$  in panel (a) [or  $g_{\text{acc}}^{\text{QSO}}(M_{\bullet}, t_0)$  in panel (b)] obtained by cutting off the QSO luminosity function at  $L_{\text{bol}} \gtrsim L_{\text{Edd}}(10^9 M_{\odot})$ , and this estimate is still significantly higher than the dashed lines and inconsistent with inequality (43) (or inequality 44). See discussion in § 3.2.1.

$G_{\text{acc}}^{\text{QSO}}(0, t_0)$  (cf. eqs. 8 and 16). In contrast, inequality (44) involves normalized quantities  $g(M_\bullet, t_0) = G(M_\bullet, t_0)/G(0, t_0)$  and therefore provides a constraint independent of Soltan's argument. [For example, note that the normalized quantities  $g(M_\bullet, t_0)$  in equation (44) are independent of the efficiency  $\epsilon$  if  $\epsilon$  is a constant.]

Figure 2(a) shows  $G_{\text{local}}^{\text{early}}(M_\bullet, t_0)$  derived from the SDSS sample of early-type galaxies (dotted and dashed lines, eq. 41) and  $G_{\text{acc}}^{\text{QSO}}(M_\bullet, t_0)$  derived from optically bright QSOs (thick solid line, eq. 32). The QSOs are assumed to have the Eddington luminosity and the efficiency  $\epsilon$  is assumed to be 0.1. Figure 2(b) shows  $g_{\text{local}}^{\text{early}}(M_\bullet, t_0)$  derived from the SDSS sample of early-type galaxies (dotted and dashed lines, eq. 44) and  $g_{\text{acc}}^{\text{QSO}}(M_\bullet, t_0)$  derived from optically bright QSOs (thick solid line, eq. 44). Here QSOs are again assumed to have the Eddington luminosity and the efficiency  $\epsilon$  is assumed to be a constant. The dotted line in panel (a) [or panel (b)] is used for  $G_{\text{local}}^{\text{early}}(M_\bullet, t_0)$  [or  $g_{\text{local}}^{\text{early}}(M_\bullet, t_0)$ ] in the region  $M_\bullet \lesssim 10^8 M_\odot$  where spiral bulges can make a substantial contribution, so that  $G_{\text{local}}^{\text{early}}$  (or  $g_{\text{local}}^{\text{early}}$ ) is only a lower bound to  $G_{\text{local}}$  (or  $g_{\text{local}}$ ). For  $G_{\text{local}}^{\text{early}}(M_\bullet, t_0)$  and  $g_{\text{local}}^{\text{early}}(M_\bullet, t_0)$ , we show separately the results obtained by using the mass–dispersion relations in Kormendy & Gebhardt (2001) (thick dotted and dashed line) and Merritt & Ferrarese (2001) (thin dotted and dashed line). Figure 2 shows that for high BH masses ( $M_\bullet \gtrsim 10^8 M_\odot$ ),  $G_{\text{acc}}^{\text{QSO}}(M_\bullet, t_0)$  [or  $g_{\text{acc}}^{\text{QSO}}(M_\bullet, t_0)$ ] (thick solid line) is larger than  $G_{\text{local}}^{\text{early}}(M_\bullet, t_0)$  [or  $g_{\text{local}}^{\text{early}}(M_\bullet, t_0)$ ] (dashed lines) by a factor of more than two, which is inconsistent with inequalities (43) (or 26) and (44). This inconsistency is robust to a number of changes in our assumptions.

For example:

- We have assumed that QSOs radiate at the Eddington limit; if they have sub-Eddington luminosity (e.g. one tenth of the Eddington luminosity in Ciotti, Haiman & Ostriker 2001), the solid lines in Figure 2(a) and (b) would shift to higher mass and the discrepancy would become worse.
- The QSO luminosity function is uncertain at the bright end, and the mass–dispersion relation is uncertain at the high-mass end. However, even if we cut off the QSO luminosity function at  $L_{\text{bol}} \gtrsim L_{\text{Edd}}(10^9 M_\odot) \simeq 10^{47} \text{ erg s}^{-1}$  ( $L_{\text{Edd}}$ : Eddington luminosity), the new  $G_{\text{acc}}^{\text{QSO}}(M_\bullet, t_0)$  [or  $g_{\text{acc}}^{\text{QSO}}(M_\bullet, t_0)$ ] (thin solid line in Figure 2) is still significantly higher than  $G_{\text{local}}^{\text{early}}(M_\bullet, t_0)$  [or  $g_{\text{local}}^{\text{early}}(M_\bullet, t_0)$ ] for  $10^8 M_\odot \lesssim M_\bullet \lesssim 10^9 M_\odot$ .
- If there exist mechanisms other than accretion during bright QSO phases [e.g. accretion via advection dominated accretion flow (ADAF), see discussion in Haehnelt, Natarajan & Rees (1998); or accretion of non-baryonic dark matter] that contribute to the local BH mass density, then  $G_{\text{acc}}^{\text{QSO}}(M_\bullet, t_0)$  is only a lower limit to  $G_{\text{acc}}(M_\bullet, t)$ , and the inconsistency with inequality (26) for high-mass BHs would become worse.
- Study of the X-ray background suggests that a majority of the total BH mass density is contributed by obscured accretion (Fabian & Iwasawa 1999). If the number ratio of obscured QSOs to optically bright QSOs is independent of BH mass (e.g., in the standard unification model for AGNs, obscuration is a purely geometrical effect and obscured fraction has no relation to central BH mass),  $g_{\text{acc}}(M_\bullet, t_0)$  would be unchanged, and the inconsistency in Figure 2(b) would remain.

One possible resolution to the inconsistency shown in Figure 2 is that the mass-to-energy conversion efficiency  $\epsilon$  depends on QSO luminosity. In particular, luminous QSOs (e.g.  $L_{\text{bol}} \gtrsim 10^{46} \text{ erg s}^{-1}$ , which corresponds to the Eddington luminosities of BHs with  $M_\bullet \gtrsim 10^8 M_\odot$ ) must accrete with efficiency higher than 0.1 (e.g.  $\epsilon \sim 0.2\text{--}0.3$ , which is possible for thin-disk accretion onto a Kerr BH). This conclusion is independent of the assumption that the local BH mass density is contributed only by accretion during optically bright QSO phases rather than other mechanisms (e.g. accretion by ADAF, accretion of non-baryonic dark matter or obscured accretion), since, as we have noted above, non-luminous accretion only makes the discrepancy worse. The efficiency in luminous QSOs must be  $\gtrsim 0.2$  to make the BH mass density accreted during optically bright QSO phases as large as that in local galaxies (cf. Fig. 2a). Note that the required average efficiency is close to the maximum efficiency ( $\sim 0.3$  in Thorne 1974) allowed in thin-disk accretion models. This result suggests that other accretion mechanisms are less significant than accretion during optically bright QSO phases, and we may expect that obscured accretion (Fabian & Iwasawa 1999) suggested by the X-ray background is not important for the growth of high-mass BHs, which is consistent with the scarcity of Type II QSOs.

If the growth of low-mass BHs also occurs mainly during optically bright QSO phases, then less luminous QSOs ( $L_{\text{bol}} \lesssim 10^{46} \text{ erg s}^{-1}$ ) must accrete with an efficiency less than  $\sim 0.1$  to maintain the consistency between the local BH mass density and the BH mass density accreted during bright QSO phases (cf. eq. 30). If on the other hand, obscured accretion contributes significantly to the total BH mass density (Fabian & Iwasawa 1999), less luminous QSOs may have efficiency  $\sim 0.1$  or even greater. In this case, the obscured fraction must be larger for low-mass BHs than for high-mass BHs, which might suggest that obscured accretion occurs mainly for small BHs in young growing galaxies as described in the model by Fabian (1999).

Another possible resolution to the inconsistency shown in Figure 2 is that the mass density of BHs in galactic nuclei is decreased by ejection of BHs from galactic centers or by incomplete merging of BHs during galaxy mergers (Yu 2002). Ejection of BHs from galactic nuclei may be either due to the non-zero linear momentum carried away by gravitational waves during BH coalescence (e.g. Rees 2001) or three-body interactions with other massive BHs (e.g. Valtonen 1996).

### 3.2.2 The equi-entropy case

BH mass may not be conserved during BH mergers. BH mergers may emit gravitational radiation and decrease the total BH mass. According to the second law of BH thermo-dynamics, BH mergers never decrease total BH entropy. Here, we study an extreme case in which the BH entropy is conserved during BH mergers.

Figure 3 shows the variables related to the BH entropy density as a function of BH mass that we introduced in § 3.1:  $\mathcal{G}_{\text{local}}^{A_{\bullet}, \text{early}}(M_{\bullet}, t_0)$  obtained from the SDSS sample of early-type galaxies (dotted and dashed lines, see eq. 42) and  $\mathcal{G}_{\text{acc}}^{A_{\bullet}, \text{QSO}}(M_{\bullet}, t_0)$  obtained from optically bright QSOs (thick solid lines, see eq. 37). As usual QSOs are assumed to have the Eddington luminosity and  $\epsilon = 0.1$  (eqs. 11–15). The spin of BHs in QSOs is assumed to be in an equilibrium state,  $\dot{a} = 0$ . The upper and lower thick solid lines represent the results obtained by assuming that all the BHs in QSOs are Schwarzschild ( $a = 0$ ) and maximally rotating Kerr BHs ( $a = 1$ ), respectively. The dotted lines are used for  $\mathcal{G}_{\text{local}}^{A_{\bullet}, \text{early}}(M_{\bullet}, t_0)$  in the region  $M_{\bullet} \lesssim 10^8 M_{\odot}$  where spiral bulges can make a substantial contribution, so that  $\mathcal{G}_{\text{local}}^{A_{\bullet}, \text{early}}$  is only a lower bound to  $\mathcal{G}_{\text{local}}^{A_{\bullet}}$ . For  $\mathcal{G}_{\text{local}}^{A_{\bullet}, \text{early}}(M_{\bullet}, t_0)$ , we show separately the results obtained by using the mass–dispersion relations in Kormendy & Gebhardt (2001) (thick dotted and dashed line) and in Merritt & Ferrarese (2001) (thin dotted and dashed line). The functions  $\mathcal{G}_{\text{local}}^{A_{\bullet}, \text{early}}(M_{\bullet}, t_0)$  obtained from these two relations differ by a factor of two, much more than the analogous curves in Figure 2. The difference is mainly caused by BHs with  $M_{\bullet} \gtrsim 10^9 M_{\odot}$  because the BH area (or entropy)  $A_{\bullet} \propto M_{\bullet}^2$  so the results are quite sensitive to the mass–dispersion relation at the high-mass end. Figure 3 shows that the thick solid lines [i.e.,  $\mathcal{G}_{\text{acc}}^{A_{\bullet}, \text{QSO}}(M_{\bullet}, t_0)$ ] are much higher than the dashed lines [i.e.,  $\mathcal{G}_{\text{local}}^{A_{\bullet}, \text{early}}(M_{\bullet}, t_0)$ ], whether we choose  $a = 0$  or  $a = 1$  and for both mass–dispersion relations, which is inconsistent with inequality (45). This inconsistency may be partly caused by uncertainties in the QSO luminosity function at the bright end. To investigate the effects of uncertainties in the QSO luminosity function, we cut off the luminosity function at  $L_{\text{bol}} \gtrsim L_{\text{Edd}}(10^9 M_{\odot})$  (thin solid lines in Figure 3). For consistency, we must then use the Kormendy & Gebhardt mass–dispersion relation since it gives  $\mathcal{G}_{\text{local}}^{A_{\bullet}, \text{early}}(10^9 M_{\odot}, t_0) \simeq 0$ . We see from Figure 3 that the new  $\mathcal{G}_{\text{local}}^{A_{\bullet}, \text{early}}(M_{\bullet}, t_0)$  for both  $a = 0$  (upper thin solid line) and  $a = 1$  (lower thin solid line) is still significantly higher than the thick dashed line, which is inconsistent with inequality (45). Considering that the maximum efficiency for thin-disk accretion onto Schwarzschild BHs is less than 0.1, a more realistic  $\mathcal{G}_{\text{acc}}^{A_{\bullet}, \text{QSO}}(M_{\bullet}, t_0)$  for  $a = 0$  (i.e.,  $\epsilon \sim 0.06$ ) should be even higher than that shown in Figure 3 and the discrepancy between the upper thin solid line and the thick dashed line would become worse; however, the discrepancy between the lower thin solid line for  $a = 1$  and the thick dashed line may be lessened since QSOs with Kerr BHs can have a efficiency larger than 0.1. Thus, the inconsistency shown in Figure 3 suggests that: it is impossible that all BHs in luminous QSOs ( $L_{\text{bol}} \gtrsim 10^{46} \text{ erg s}^{-1}$ ) are Schwarzschild BHs; BHs in most luminous QSOs are rapidly rotating Kerr BHs; and luminous QSOs are accreting at an efficiency higher than 0.1 (cf. Elvis, Risaliti & Zamorani 2002).

Another possible solution to the inconsistency shown in Figure 3 is that there exists more than one BH accreting materials in a QSO. Thus, the entropy or area increase associated with a given mass accretion rate depends on the number of BHs (see footnote 2) and equation (35) is an overestimate of the area increase.

In the equi-entropy case, we do not discuss the roles of obscured accretion (or other accretion mechanisms) on the BH entropy density since the total BH entropy obtained from the X-ray background is not clear and also the conclusion may be affected by the uncertainty of the mass–dispersion relations at the high BH-mass end or the QSO luminosity function at the bright end.

### 3.3 Mass-to-energy conversion efficiency and mean lifetime of QSOs

In § 3.2, we have argued that the growth of BHs with  $M_{\bullet} > 10^8 M_{\odot}$  is mainly contributed during optically bright QSO phases and the mass-to-energy conversion efficiency of luminous QSOs should be larger than 0.1. In this subsection, we will ignore BH mergers [the term  $\gamma_{\text{merge}}(M_{\bullet}, t)$  in eq. 17] and estimate in more detail the mass-dependent efficiency of QSOs that is required to match the local BH mass function. We will also give an estimate of the mean lifetime of QSOs.

#### 3.3.1 Mass-to-energy conversion efficiency

We assume that the mass-to-energy conversion efficiency is a function of mass,  $\epsilon(M_{\bullet})$ . By integrating equation (22) over  $M'_{\bullet}$  from  $M_{\bullet}$  to  $\infty$ , we find

$$\epsilon(M_{\bullet}) = \frac{\int_0^{t_0} \Psi(L, t) (dL/dM_{\bullet}) L_{\text{bol}}(M_{\bullet}) dt}{c^2 \int_{M_{\bullet}}^{\infty} n(M'_{\bullet}, t_0) dM'_{\bullet}}. \quad (46)$$

By inserting the QSO luminosity function and the BH mass function in local early-type galaxies in equation (46), and assuming that QSOs have the Eddington luminosity, we obtain the efficiency  $\epsilon(M_{\bullet})$  in Figure 4. The solid lines in the interval  $10^8 M_{\odot} \lesssim M_{\bullet} \lesssim 10^9 M_{\odot}$  denote the region where the observational constraints are fairly strong. The dotted lines at the low mass and high mass ends are obtained by extrapolating the BH distribution in early-type galaxies or the QSO luminosity function. We also show separately the results obtained by using the mass–dispersion relations in Kormendy & Gebhardt

(2001) (thick dotted and solid line) and in Merritt & Ferrarese (2001) (thin dotted and solid line). Figure 4 shows that for  $M_{\bullet} \gtrsim 3 \times 10^8 M_{\odot}$ , the mass-to-energy efficiency is larger than 0.3 (the maximum efficiency for thin-disk accretion onto BHs) or even larger than 1. This unrealistic  $\epsilon$  may be caused by (i) ignoring BH mergers, (ii) ignoring ejection of BHs from galactic nuclei or BHs left in the halo after a galaxy merger, (iii) uncertainties in the mass–dispersion relation at the high-mass end or the QSO luminosity function at the bright end (see discussion in § 3.3.1).

### 3.3.2 Mean lifetime

If the duty cycle of QSOs with BH mass  $M_{\bullet}$  is  $\delta(M_{\bullet}, t)$  at time  $t$ , we define the mean lifetime of QSOs as follows:

$$\tau(> M_{\bullet}) \equiv \frac{\int_{M_{\bullet}}^{\infty} dM'_{\bullet} \int_0^{t_0} \delta(M'_{\bullet}, t) n_{M_{\bullet}}(M'_{\bullet}, t) dt}{\int_{M_{\bullet}}^{\infty} n_{M_{\bullet}}(M'_{\bullet}, t_0) dM'_{\bullet}}. \quad (47)$$

With this definition, we have

$$\tau(> M_{\bullet}) = \frac{\int_{L(M_{\bullet})}^{\infty} dL \int_0^{t_0} \Psi(L, t) dt}{\int_{M_{\bullet}}^{\infty} n_{M_{\bullet}}(M'_{\bullet}, t_0) dM'_{\bullet}} \simeq \frac{\int_{L(M_{\bullet})}^{\infty} dL \int_0^{t_0} \Psi(L, t) dt}{\int_{M_{\bullet}}^{\infty} n_{M_{\bullet}}^{\text{early}}(M'_{\bullet}, t_0) dM'_{\bullet}}, \quad (48)$$

where the approximate equality holds for  $M_{\bullet} \gtrsim 10^8 M_{\odot}$ , where early-type galaxies dominate the number density. The lifetime  $\tau(> M_{\bullet})$  in equation (48) is independent of any assumed value of the efficiency  $\epsilon$ . By inserting the QSO luminosity function and the BH mass function in local early-type galaxies in equation (48), and assuming that QSOs have the Eddington luminosity, we obtain the lifetime  $\tau(> M_{\bullet})$  as a function of  $M_{\bullet}$  in Figure 5. As seen from Figure 5, the mean lifetime of QSOs obtained by using the mass–dispersion relation in Kormendy & Gebhardt (2001) (thick solid line) is  $\tau(> M_{\bullet}) \sim (4\text{--}60) \times 10^7$  yr, i.e., the average duty cycle of QSOs is about  $\tau/t_{\text{Hubble}} \simeq 4\text{--}60 \times 10^{-3}$ , where  $t_{\text{Hubble}}$  is the Hubble time  $\sim 10^{10}$  yr. The lower end of this range is comparable to the Salpeter time  $\sim 4.5 \times 10^7 (\epsilon/0.1)$  yr, the time for a BH accreting with the Eddington luminosity to e-fold in mass (for a BH with spin in an equilibrium state, the time for a BH radiating at the Eddington luminosity to e-fold in entropy is half of the Salpeter time). Hence, accretion during bright QSO phases can significantly increase the mass of BHs, which is once again consistent with the argument that growth of high-mass BHs comes mainly from accretion during optically bright QSO phases. The upper end of this lifetime range is also close to the Salpeter time only if the efficiency  $\epsilon > 0.3$ . Possible reasons for this unrealistically high efficiency requirement are discussed in § 3.3.1. The lifetimes of QSOs derived here are also consistent with some theoretical models for the luminosity function of QSOs (e.g. Haehnelt, Natarajan & Rees 1998).

## 4 CONCLUSIONS

In this paper, we have studied the observational constraints on the growth of massive BHs in galactic nuclei. We use the velocity dispersions of early-type galaxies obtained by the SDSS and the relation between BH mass and velocity dispersion to estimate the local BH mass density to be  $\rho_{\bullet}(z=0) \simeq 1.7 \times 10^5 M_{\odot} \text{Mpc}^{-3}$  in the cosmological model  $(\Omega_{\text{m}}, \Omega_{\Lambda}, h) = (0.3, 0.7, 0.65)$  (eq. 8). We also use the QSO luminosity function from the 2dF QSO Redshift Survey to estimate the BH mass density accreted during optically bright QSO phases to be  $\rho_{\bullet, \text{acc}}^{\text{QSO}}(z=0) = 2.1 \times 10^5 (C_B/11.8)(0.1/\epsilon) M_{\odot} \text{Mpc}^{-3}$  (eq. 16). This result is consistent with the local BH mass density if the QSO mass-to-energy conversion efficiency  $\epsilon$  is 0.1.

By studying a continuity equation for the BH distribution and including the effect of BH mergers in two extreme cases (the classical case and the equi-entropy case), we predict relations between the local BH mass function and the QSO luminosity function. In the classical case, the predicted relation is not consistent with the observations at high BH masses ( $M_{\bullet} \gtrsim 10^8 M_{\odot}$ ) unless luminous QSOs ( $L_{\text{bol}} \gtrsim 10^{46} \text{erg s}^{-1}$ ) have an efficiency higher than 0.1 (e.g.  $\epsilon \sim 0.2\text{--}0.3$ , which is possible for thin-disk accretion onto a Kerr BH; also see Elvis, Risaliti & Zamorani 2002) or have a super-Eddington luminosity (which is implausible). Accretion other than what is traced by optically bright QSOs is not important for the growth of high-mass ( $\gtrsim 10^8 M_{\odot}$ ) BHs (e.g. accretion by obscured QSOs, accretion via advection dominated accretion flow, or accretion of non-baryonic dark matter; see discussion in Haehnelt, Natarajan & Rees 1998). If the growth of low-mass BHs also occurs mainly during optically bright QSO phases, less luminous QSOs ( $L_{\text{bol}} \lesssim 10^{46} \text{erg s}^{-1}$ ) must accrete with a low efficiency  $\lesssim 0.1$ ; alternatively, other mechanisms such as obscured accretion may contribute to the mass density of low-mass BHs, and their efficiency could be similar to high-mass BHs,  $\epsilon \sim 0.2\text{--}0.3$ . In our study, we ignore the possibility that BH mergers may eject BHs from galactic centers or that galaxy mergers may leave BHs in orbits far from the galactic center, in which case the local BH mass density found by looking in galactic centers would be an underestimate. The comparison of the observations with the predicted relation in the equi-entropy case also suggests that BHs in most luminous QSOs should be rapidly rotating Kerr BHs, or there should exist more than one BH in a QSO. We may expect that these constraints on BH demography are useful for estimating the gravitational wave signal from BH mergers that may be detected by *Laser Interferometer Space Antenna* (LISA).

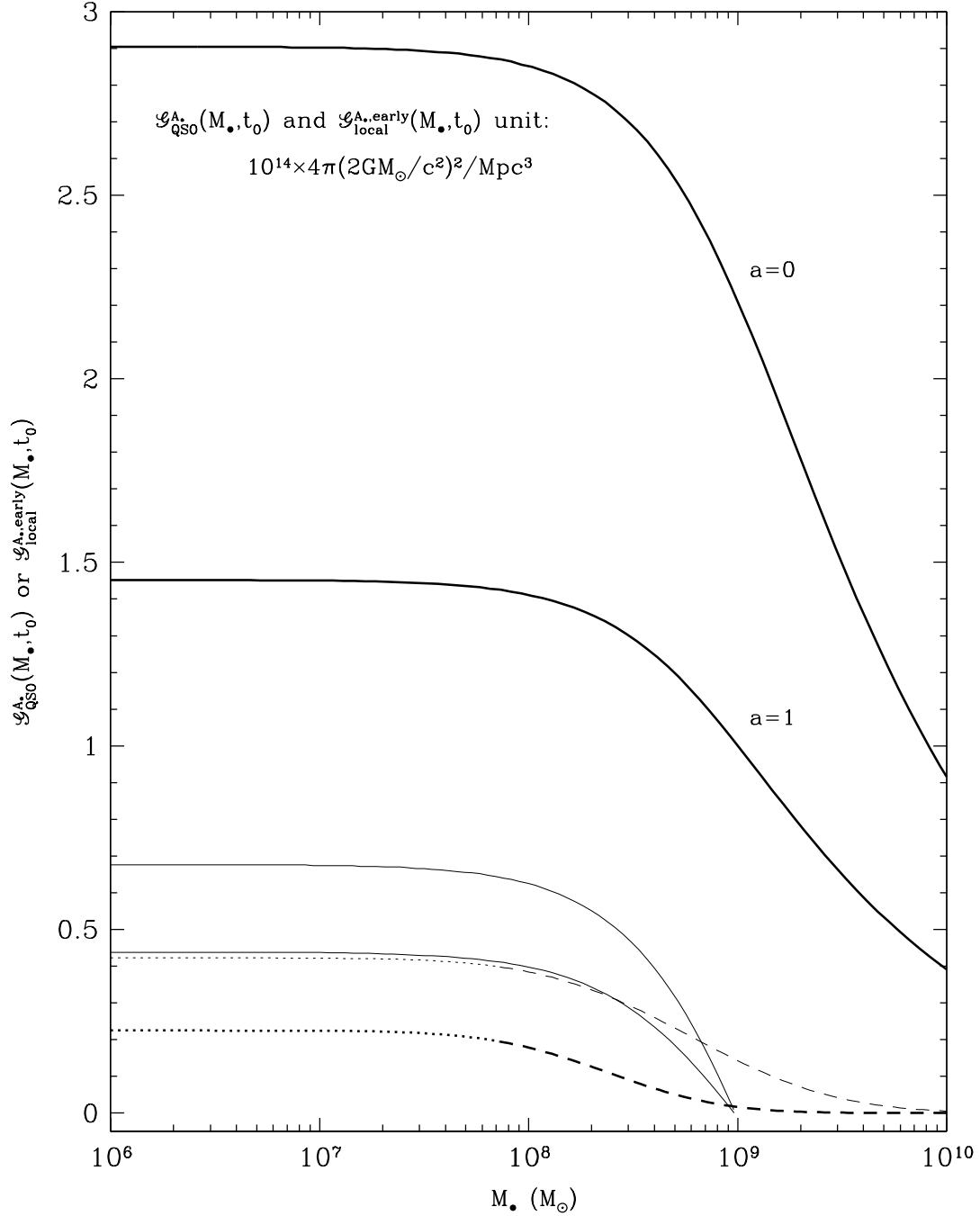
We estimate the mean lifetime of luminous QSOs with BH mass in the range  $10^8 M_\odot \lesssim M_\bullet \lesssim 10^9 M_\odot$ , which is  $(4\text{--}60) \times 10^7$  yr. The lower end of this mean lifetime is comparable to the Salpeter time if  $\epsilon \sim 0.1\text{--}0.3$ , which is once again consistent with the argument that the growth of high-mass BHs ( $M_\bullet \gtrsim 10^8 M_\odot$ ) comes mainly from accretion during optically bright QSO phases.

We are grateful to Amy Barger, Xiaohui Fan, Jeremy Goodman, Martin Haehnelt, Youjun Lu, David Schlegel, David Spergel and Michael Strauss for helpful discussions. This research was supported in part by NSF grant AST-9900316 and by NASA grant HST-GO-09107.09-A.

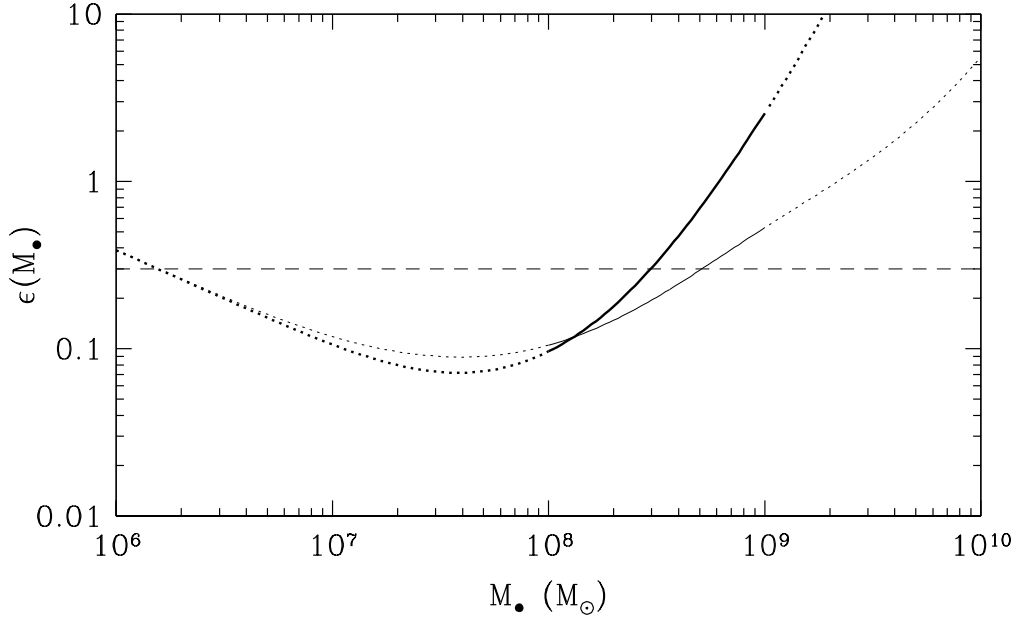
## REFERENCES

- Barger, A. J., Cowie, L. L., Bautz, M. W., Brandt, W. N., Garmire, G. P., Hornschemeier, A. E., Ivison, R. J., & Owen, F. N. 2001, *AJ*, 122, 2177
- Begelman, M. C., Blandford, R. D., & Rees, M. J. 1980, *Nature*, 287, 307
- Bernardi, M., et al. 2001, submitted to *AJ*, astro-ph/0110344
- Binney, J., & Merrifield, M. 1998, *Galactic Astronomy* (Princeton: Princeton University Press)
- Boyle, B. J., Shanks, T., Croom, S. M., Smith, R. J., Miller, L., Loaring, N., & Heymans, C. 2000, *MNRAS*, 317, 1014
- Chokshi, A., & Turner, E. L. 1992, *MNRAS*, 259, 421
- Ciotti, L., Haiman, Z., & Ostriker, J. P. 2001, astro-ph/0112131
- Elvis, M., Wilkes, B. J., McDowell, J. C., Green, R. F., Bechtold, J., Willner, S. P., Oey, M. S., Polonski, E., & Cutri, R. 1994, *ApJS*, 95, 1
- Elvis, M., Risaliti, G., & Zamorani, G. 2002, *ApJ*, 565, L75
- Fabian, A. C. 1999, *MNRAS*, 308, L39
- Fabian, A. C., & Iwasawa, K. 1999, *MNRAS*, 303, 34
- Fan, X., et al. 2001, *AJ*, 121, 54
- Ferrarese, L., et al. 2000, *ApJ*, 529, 745
- Ferrarese, L., & Merritt, D. 2000, *ApJ*, 539, L9
- Fukugita, M., Hogan, C. J., & Peebles, P. J. E. 1998, *ApJ*, 503, 518
- Gebhardt, K., et al. 2000 *ApJ*, 539, L13
- Haehnelt, M. G., & Kauffmann, G. 2001, in *Black Holes in Binaries and Galactic Nuclei*, Proceedings of the ESO Workshop held at Garching, Germany, 6-8 September 1999, ed. L. Kaper, E. P. J. van den Heuvel, & P. A. Woudt, p.364 (Germany: Springer)
- Haehnelt, M. G., Natarajan, P., & Rees, M. J. 1998, *MNRAS*, 300, 817
- Hardy, G. H., Littlewood, J. E., & Pólya, G. 1934, *Inequalities*, p.83 (Cambridge: Cambridge University Press)
- Hewett, P. C., Foltz, C. B., & Chaffee, F. H. 1995, *AJ*, 109, 1498
- Kormendy, J., & Gebhardt, K. 2001, astro-ph/0105230
- Kormendy, J., & Richstone, D. 1995, *ARA&A*, 33, 581
- Landolt, A. U. 1992a, *AJ*, 104, 340
- Landolt, A. U. 1992b, *AJ*, 104, 372
- Madgwick, D. S., et al. 2001, submitted to *MNRAS*, astro-ph/0107197
- Magorrian, J., et al. 1998, *AJ*, 115, 2285
- McLure, R. J., & Dunlop, J. S. 2001, *MNRAS* in press, astro-ph/0108417
- Merritt, D., & Ferrarese, L. 2001, *ApJ*, 547, 140
- Misner, C. W., Thorne, K. S., & Wheeler, J. A. 1973, *Gravitation* (San Francisco: W. H. Freeman)
- Norberg, P., et al. 2001, submitted to *MNRAS*, astro-ph/0111011
- Rees, M. J. 1984, *ARA&A*, 22, 471
- Rees, M. J. 2001, in *Black Holes in Binaries and Galactic Nuclei*, Proceedings of the ESO Workshop held at Garching, Germany, 6-8 September 1999, ed. L. Kaper, E. P. J. van den Heuvel, & P. A. Woudt, p.351 (Germany: Springer)
- Salucci, P., Szuszkiewicz, E., Monaco, P., & Danese, L. 1999, *MNRAS*, 307, 637
- Schmidt, M., Schneider, D. P., & Gunn, J. E. 1991, *AJ*, 101, 2004
- Shaver, P. A., Wall, J. V., Kellermann, K. I., Jackson, C. A., & Hawkins, M. R. S. 1996, *Nature*, 384, 439
- Small, T. A., & Blandford, R. D. 1992, *MNRAS*, 259, 725
- Smith, J. A., et al. 2002, *AJ* in press, astro-ph/0201143
- Sołtan, A. 1982, *MNRAS*, 200, 115
- Stoughton, C., et al. 2002, *AJ*, 123, 485
- Thorne, K. S. 1974, *ApJ*, 191, 507

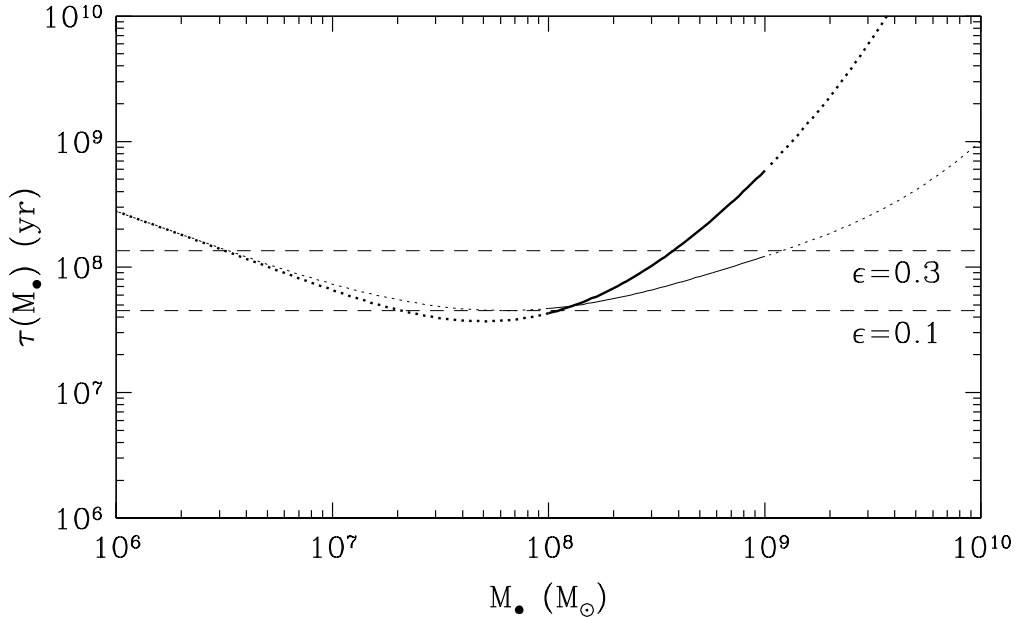
- Tonry, J. L., Dressler, A., Blakeslee, J. P., Ajhar, E. A., Fletcher, A. B., Luppino, G. A., Metzger, M. R., & Moore, C. B. 2001, *ApJ*, 546, 681
- Valtonen, M. J. 1996, *MNRAS*, 278, 186
- Wang, L., Caldwell, R. R., Ostriker, J. P., Steinhardt, P. J. 2000, *ApJ*, 530, 17
- York, D. G., et al. 2000, *AJ*, 120, 1579
- Yu, Q. 2002, *MNRAS* in press, astro-ph/0109530



**Figure 3.** Variables related to the BH entropy density as a function of BH mass  $M_{\bullet}$ , i.e.,  $\mathcal{G}_{\text{acc}}^{A_{\bullet}, \text{QSO}}(M_{\bullet}, t_0)$  (eq. 37, thick solid lines) and  $\mathcal{G}_{\text{local}}^{A_{\bullet}, \text{early}}(M_{\bullet}, t_0)$  (eq. 42, dotted and dashed lines). QSOs are assumed to have the Eddington luminosity and an efficiency  $\epsilon = 0.1$ . The dotted/dashed lines and the thin/thick lines have similar meanings to those in Figure 2. The spin of BHs in QSOs is assumed to be in an equilibrium state, i.e.,  $\dot{a} = 0$ . The upper thin/thick solid lines are obtained by assuming that all the BHs in QSOs are Schwarzschild BHs ( $a = 0$ ) and the lower thin/thick solid lines assume that the BHs are maximally rotating ( $a = 1$ ). For high BH masses ( $M_{\bullet} \gtrsim 10^8 M_{\odot}$ ), inequality (45) implies that the thick solid line should not be higher than the dashed one. After cutting off the QSO luminosity function at  $L_{\text{bol}} \gtrsim L_{\text{Edd}}(10^9 M_{\odot})$ , the thin solid lines (upper for  $a = 0$  and lower for  $a = 1$ ) are still significantly higher than the dashed line. See discussion in § 3.2.2.



**Figure 4.** The mass-dependent efficiency of QSOs if mergers are unimportant (i.e., eq. 46). Luminous QSOs are assumed to have the Eddington luminosity. The solid lines between  $10^8 M_\odot$  and  $10^9 M_\odot$  show the region in which the observational constraints are fairly secure, and the dotted lines outside this region show the results obtained by extrapolating the BH mass function in local galaxies and the QSO luminosity function. The thick dotted and solid lines are obtained by using the mass-dispersion relation in Kormendy & Gebhardt (2001), and the thin dotted and solid lines are obtained by using the relation in Merritt & Ferrarese (2001). For large BH mass,  $M_\bullet \gtrsim 3 \times 10^8 M_\odot$ , the required efficiency  $\epsilon(M_\bullet)$  is larger than 0.3 (the maximum efficiency for thin-disk accretion onto BHs) or even larger than 1. These improbable efficiencies may be caused by ignoring BH mergers and ejection of BHs from galactic nuclei, or by uncertainties in the mass-dispersion relation at the high-mass end or the QSO luminosity function at the bright end. See § 3.3.1.



**Figure 5.** The mean lifetime of QSOs with BH mass  $\gtrsim M_\bullet$  as defined by equation (48). The thick/thin and solid/dotted lines have similar meanings to those in Figure 4. The horizontal dashed lines represent the Salpeter time (the time for a BH radiating at the Eddington luminosity to e-fold in mass)  $\sim 4.5 \times 10^7 (\epsilon/0.1) \text{ yr}$ . The fact that the thin solid line and the lower end of the thick solid line are comparable to the Salpeter time with  $\epsilon \sim 0.1\text{--}0.3$  is consistent with the argument that the growth of high-mass BHs comes mainly from accretion during bright QSO phases. At the high-mass end, the thick solid line is close to the Salpeter time only if  $\epsilon > 0.3$ . This unrealistic requirement for  $\epsilon$  may be caused by the same reasons mentioned in Figure 4. See § 3.3.2.