

Some Observational Consequences of Brane World Cosmologies

J. S. Alcaniz*

Astronomy Department, University of Washington, Seattle, Washington, 98195-1580, USA

(Dated: December 2, 2024)

The presence of dark energy in the Universe is inferred directly and indirectly from a large body of observational evidence. The simplest and most theoretically appealing possibility is the vacuum energy density (cosmological constant). However, although in agreement with current observations, such a possibility exacerbates the well known cosmological constant problem, requiring a natural explanation for its small, but non zero, value. In this paper we focus our attention on another dark energy candidate, that one arising from gravitational *leakage* into extra dimensions. We investigate observational constraints from current measurements of angular size of high- z compact radio-sources on accelerated models based on this large scale modification of gravity. The predicted age of the Universe in the context of these models is briefly discussed. We argue that future observations will enable a more accurate test of these cosmologies and, possibly, to show that such models constitute a viable possibility for the dark energy problem.

PACS numbers: 98.80; 98.80.E; 04.50

I. INTRODUCTION

Recent results based on the magnitude-redshift relation for extragalactic Type Ia Supernovae (SNe Ia) suggest an accelerating universe dominated by some kind of negative-pressure dark component, the so-called *quintessence* [1, 2]. The existence of this dark energy has also been confirmed, independently of the SNe Ia analyses, by combining the latest galaxy clustering data with CMB measurements [3]. Together, these results seem to provide the remaining piece of information connecting the inflationary flatness prediction ($\Omega_T = 1$) with astronomical observations. Such state of affairs has stimulated the interest for more general models containing an extra component describing this dark energy and, simultaneously, accounting for the present accelerated stage of the Universe. The simplest and most theoretically appealing possibility is the vacuum energy (cosmological constant). Because of their observational successes flat models with a relic cosmological constant are considered nowadays our best description of the observed Universe. However, we face at least a serious problem when one considers a nonzero vacuum energy: in order to dominate the dynamics of the Universe only at recent times, a very small value for the cosmological constant ($\Lambda_o \sim 10^{-56} \text{cm}^{-2}$) is required from observations, while naive estimates based on quantum field theories are 50-120 orders of magnitude larger, thereby originating an extreme fine tuning problem [4, 5] or making a complete cancellation (from an unknown physical mechanism) seem more plausible.

If the cosmological constant is null, something else must be causing the Universe to speed up. Several possible dark energy candidates have been discussed in the literature, e.g., a vacuum decaying energy density, or a time varying Λ -term [6], a relic scalar field [7], an extra

component, the so-called “X-matter”, which is simply characterized by an equation of state $p_x = \omega p_x$, where $-1 \leq \omega < 0$ [8] and that includes, as a particular case, models with a cosmological constant (Λ CDM) or still models based on the framework of brane-induced gravity [9, 10, 11, 12, 13]. In this last case, the basic idea is that our 4-dimensional Universe would be a surface or a brane embedded into a higher dimensional bulk space-time to which gravity can spread. Despite the fact that there is no cosmological constant on the brane, such scenarios explain the observed acceleration of the Universe because the bulk gravity sees its own curvature term on the brane as a negative-pressure dark component and accelerates the Universe [12].

Brane world cosmologies have been discussed in different contexts. For example, the issue related to the cosmological constant problem has been addressed [14]. Evolution of cosmological perturbations in the gauge-invariant formalism [15], cosmological phase transitions [16], inflationary solutions [17], baryogenesis [18], among others (see [19] for a discussion on the different perspectives of brane world models). In the observational front, some analyses [13] have shown that such models are in agreement with the most recent cosmological observations. In this case, constraints from SNe Ia + CMB data require a flat universe with $\Omega_m = 0.3$ and $\Omega_{rc} = 0.12$, where Ω_{rc} is the density parameter associated with the crossover distance between the 4-dimensional and 5-dimensional gravities (see [12] for details).

In the present work we focus our attention on this kind of cosmologies. Following [13], we study models based on the framework of the brane-induced gravity of Dvali *et al.* [9, 10] that have been recently proposed in Refs. [11, 12]. We will also consider only the case in which the bulk space-time is 5-dimensional. Our main purpose is to investigate some observational consequences of such scenarios with emphasis on the constraints provided by observations of angular size of high- z milliarcsecond radio-sources.

*Electronic address: alcaniz@astro.washington.edu

We structured this paper as follows. In Section II the basic field equations and distance formulae are presented. We also briefly discuss the predicted age of the Universe. In Section III we use measurements of angular size of high- z milliarcsecond radio-sources [20] to constrain the free parameters of the model. We show that a good agreement between theory and observation is possible if $\Omega_m \leq 0.6$, $\Omega_{rc} \leq 0.31$ and $\Omega_m \leq 0.13$, $\Omega_{rc} \leq 0.24$ (68% c.l.) for values of the characteristic length of the sources between $l \simeq 20h^{-1} - 30h^{-1}$ pc, respectively. In particular we find that a slightly closed, accelerated model with $\Omega_m = 0.06$, $\Omega_{rc} = 0.28$, and $l = 27.06h^{-1}$ pc is the best fit for these data.

II. FIELD EQUATIONS, DISTANCE FORMULAE AND THE AGE OF THE UNIVERSE

The geometry of our 4-dimensional Universe is described by the FRW line element ($c = 1$)

$$ds^2 = dt^2 - R^2(t) \left[\frac{dr^2}{1 - kr^2} + r^2(d\theta^2 + \sin^2\theta d\phi^2) \right], \quad (1)$$

where $k = 0, \pm 1$ is the curvature parameter of the spatial section, r , θ , and ϕ are dimensionless comoving coordinates, and $R(t)$ is the scale factor. The Friedmann's equation for the kind of models we are considering is [12, 13]

$$\left[\sqrt{\frac{\rho}{3M_{pl}^2} + \frac{1}{4r_c^2}} + \frac{1}{2r_c} \right]^2 = H^2 + \frac{k}{R(t)^2}, \quad (2)$$

where ρ is the energy density of the cosmic fluid, H is the Hubble parameter, M_{pl} is the Planck mass, and $r_c = M_{pl}^2/2M_5^3$ is the crossover scale defining the gravitational interaction among particles located on the brane (M_5 is the 5-dimensional reduced Planck mass). For distances smaller than r_c the force experienced by two punctual sources is the usual 4-dimensional gravitational $1/r^2$ force whereas for distances larger than r_c the gravitational force follows the 5-dimensional $1/r^3$ behavior [21].

Equation (2) implies that the normalization condition is given by

$$\Omega_k + \left[\sqrt{\Omega_{rc}} + \sqrt{\Omega_{rc} + \Omega_m} \right]^2 = 1 \quad (3)$$

where Ω_m and Ω_k are the matter and curvature density parameters, respectively and

$$\Omega_{rc} = 1/4r_c^2 H^2, \quad (4)$$

is the density parameter associated to the crossover radius r_c .

The deceleration parameter, usually defined as $q_o =$

$-R\ddot{R}/\dot{R}^2|_{t_o}$, now takes the following form

$$q_o = \frac{3}{2}\Omega_m \left[1 + \sqrt{\frac{\Omega_{rc}}{\Omega_{rc} + \Omega_m}} \right] - \left[\sqrt{\Omega_{rc}} + \sqrt{\Omega_{rc} + \Omega_m} \right]^2. \quad (5)$$

For $\Omega_k = 0$ (flat case), the above expression reduces to

$$q_o = \frac{3}{2}\Omega_m \left[1 + \sqrt{\frac{\Omega_{rc}}{\Omega_{rc} + \Omega_m}} \right] - 1. \quad (6)$$

Figure 1 shows the behavior of the deceleration parameter as a function of redshift for selected values of Ω_m and Ω_{rc} . As explained above, although there is no cosmological constant on the brane, brane-world models allows periods of accelerated expansion because the bulk gravity sees its own curvature term on the brane as a negative-pressure dark component [12]. The best fit Λ CDM case is also showed for sake of comparison. Note that at late times brane-cosmologies with $\Omega_{rc} = 0.3$ accelerates slower than Λ CDM models with $\Omega_\Lambda = 0.7$ and the same value of Ω_m . For the best fit model found in Ref. [13], i.e., $\Omega_m = 0.3$ and $\Omega_{rc} = 0.12$, the accelerated expansion begins at $z \simeq 0.5$ whereas for Λ CDM we find $z \simeq 0.7$. For our best fit, found in Section 3, we see that the Universe always accelerates at a faster rate than the best fit Λ CDM model. In this case, the Universe begins to accelerate at $z \simeq 2.3$ (see also [22] for a more detailed discussion on this topic).

From Eqs.(1) and (2), it is straightforward to show that the comoving distance $r(z)$ is given by

$$r(z) = \frac{1}{R_o H_o |\Omega_k|^{1/2}} \sum \left[|\Omega_k|^{1/2} \int_{x'}^1 \frac{dx}{x^2 f(\Omega_j, x)} \right], \quad (7)$$

where the subscript o denotes present day quantities, $x' = \frac{R(t)}{R_o} = (1+z)^{-1}$ is a convenient integration variable and the function $\sum(r)$ is defined by one of the following forms: $\sum(r) = \sinh(r)$, r , and $\sin(r)$, respectively, for open, flat and closed geometries. The dimensionless function $f(\Omega_j, x)$ takes the following form

$$f(\Omega_j, x) = \left[\Omega_k x^2 + \left(\sqrt{\Omega_{rc}} + \sqrt{\Omega_{rc} + \Omega_m x^3} \right)^2 \right]^{1/2}, \quad (8)$$

where j stands for m , r_c and k .

Similarly, the predicted age of the Universe as a function of the redshift can be written as

$$t_z = H_o^{-1} \int_0^{x'} \frac{dx}{x f(\Omega_j, x)}. \quad (9)$$

As one may check from Eqs. (2), (5), (7) and (9), for $\Omega_{rc} = 0$, the standard relations are recovered. In Fig. 2 we show the dimensionless age parameter $H_o t_o$ as a function of Ω_m for several values of Ω_{rc} . Note that for

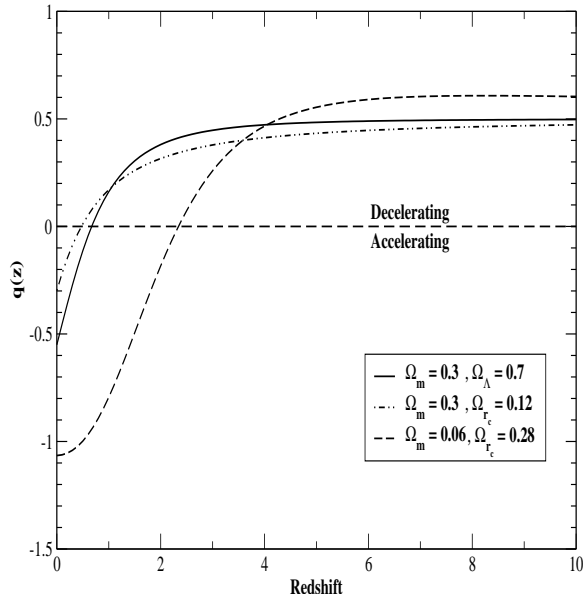


FIG. 1: Deceleration parameter as a function of redshift for some selected values of Ω_m and Ω_{r_c} . The current best fit Λ CDM case is also showed for comparison. The horizontal line labeled decelerating/accelerating ($q_o = 0$) divides models with a decelerating or accelerating expansion at a given redshift.

a fixed value of Ω_m the predicted age of the Universe is larger for larger values of Ω_{r_c} , thereby showing, similarly to what happens in the Λ CDM context, that the class of models studied here is efficient to solve the “already” classical age of the Universe problem. For example, if $\Omega_m = 0.3$, as suggested by dynamical estimates on scales up to about $2h^{-1}$ Mpc [23], and $\Omega_{r_c} = 0.15$ we find $t_o \simeq 13$ Gyr ($H_o = 70 \text{ Km.s}^{-1} \cdot \text{Mpc}^{-1}$) or, in terms of the age parameter, $H_o t_o \simeq 0.93$, a value that is compatible with the most recent age estimates of globular clusters [24, 25] as well as very close to some determinations based on SNe Ia data [2, 26].

III. CONSTRAINTS FROM HIGH- z ANGULAR SIZE MEASUREMENTS

In this section we study the constraints from angular size measurements of high- z radio-sources on the free parameters of the model. In the following we briefly outline our main assumptions for this analysis. Our approach is based on Ref. [27].

The angular size-redshift relation for a rod of charac-

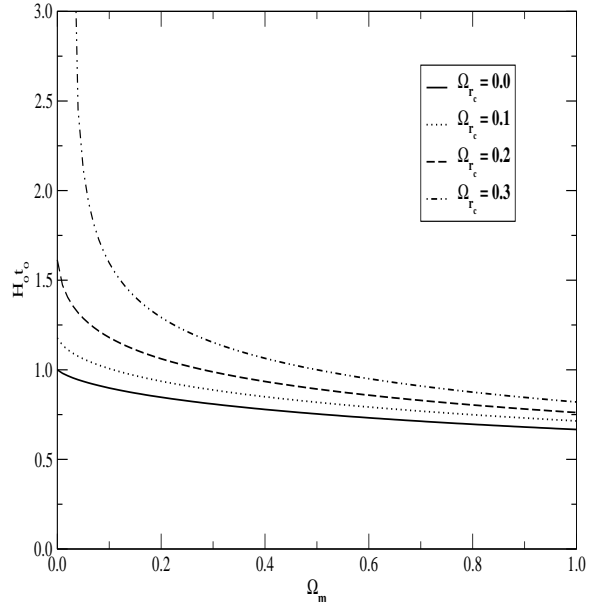


FIG. 2: Dimensionless age parameter as a function of Ω_m for some selected values of Ω_{r_c} . As explained in the text, for a fixed value of Ω_m the larger the contribution of Ω_{r_c} the larger the age predicted by the model.

teristic length l can be written as [28]

$$\theta(z) = \frac{D(1+z)}{r(z)}. \quad (10)$$

In the above expression $D = 100lh$ is the angular size scale expressed in milliarcsecond (mas) for l measured in parsecs (compact sources).

In order to constrain the parameters Ω_m and Ω_{r_c} we use the angular size data for milliarcsecond radio-sources recently compiled by Gurvits *et al.* [20]. This data set, originally composed by 330 sources distributed over a wide range of redshifts ($0.011 \leq z \leq 4.72$), was reduced to 145 sources with spectral index $-0.38 \leq \alpha \leq 0.18$ and total luminosity $Lh^2 \geq 10^{26}$ W/Hz in order to minimize any possible dependence of angular size on spectral index and/or linear size on luminosity. This new subsample was distributed into 12 bins with 12-13 sources per bin. Two points, however, should be stressed before discussing the resulting diagrams. First of all, the determination of cosmological parameters is strongly dependent on the characteristic length l (see, e.g., [27]). In the absence of a statistical study describing the intrinsic length distribution of the sources, we follow [27] and, instead of assuming a specific value for the mean projected linear size, we have worked on the interval $l \simeq 20h^{-1} - 30h^{-1}$ pc, i.e.,

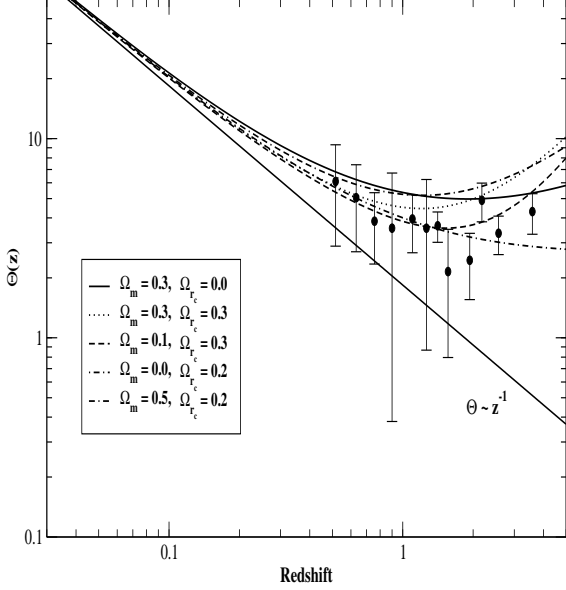


FIG. 3: Angular size vs redshift diagram for milliarcsecond radio-sources data of Gurvits *et al.* [20]. The curves correspond to characteristic linear size $l = 27.06h^{-1}$ pc ($D = 1.84$ mas). Thick solid curve is the prediction of the standard open model $\Omega_{r_c} = 0$.

$l \sim O(40)$ pc for $h = 0.65$, or equivalently, $D = 1.4 - 2.0$ mas (see also [29] for a detailed discussion on this topic). Second, following Kellermann [30], we assume that compact radio sources are free of the evolutionary and selection effects that have bedevilled attempts to use extended double radio source in this context (see, for example, [31]), as they are deeply embedded in active galact nuclei, and, therefore, their morphology and kinematics do not depend considerably on the changes of the intergalactic medium. Moreover, these sources have typical ages of some tens of years, i.e., it is reasonable to suppose that a stable population is established, characterized by parameters that do not change with the cosmic epoch [32].

Following a procedure similar to that described in [27], we determine the cosmological parameters Ω_m and Ω_{r_c} through a χ^2 minimization for a range of Ω_m and Ω_{r_c} spanning the interval $[0, 1]$ in steps of 0.02,

$$\chi^2(l, \Omega_m, \Omega_{r_c}) = \sum_{i=1}^{12} \frac{[\theta(z_i, l, \Omega_m, \Omega_{r_c}) - \theta_{oi}]^2}{\sigma_i^2}, \quad (11)$$

where $\theta(z_i, l, \Omega_m, \Omega_{r_c})$ is given by Eqs. (7) and (10) and θ_{oi} is the observed values of the angular size with errors

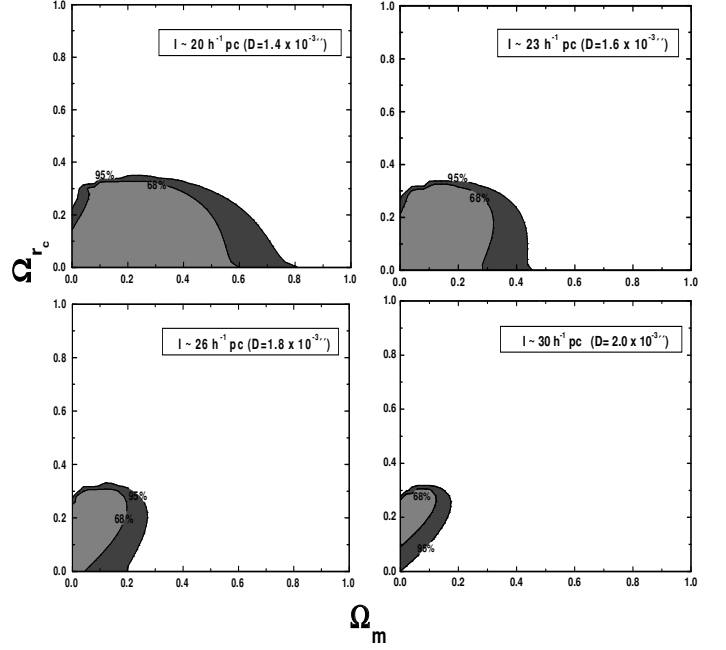


FIG. 4: Confidence regions in the $\Omega_m - \Omega_{r_c}$ plane according to the updated sample of angular size data of Gurvits *et al.* [20]. Solid lines in each panel show contours of constant likelihood (95% and 68%).

σ_i of the i th bin in the sample.

In Fig. 3 we show the binned data of the median angular size plotted as a function of redshift for several values of Ω_m and Ω_{r_c} . For comparison we also show the standard prediction (thick line). Fig. 4 displays the 95% and 68% c.l. limits from angular size data on the $\Omega_m - \Omega_{r_c}$ plane for the interval $l \simeq 20h^{-1} - 30h^{-1}$ pc. Note that the limits on the plane are more restrictive for increasing values of the characteristic length l . It happens because for $z \sim 2$ (where most of our data points are concentrated) the parameter Ω_{r_c} has a behavior similar to a cosmological constant or quintessence, i.e., it increases the distance between two different redshifts. In this way, according to Eq. (10), for the same θ_{oi} 's the larger the value of l the larger the value of $r(z)$ that is required or, equivalently, the smaller the value of Ω_m . For $l = 20.58h^{-1}$ pc ($D = 1.4$ mas) the peak of likelihood is located at $\Omega_m = 0.22$ and $\Omega_{r_c} = 0.18$. This assumption provides $\Omega_m \leq 0.6$ and $\Omega_{r_c} \leq 0.31$ at 1σ . In the subsequent panels of the same figure similar analyses are displayed for $l = 23.53h^{-1}$ pc ($D = 1.6$ mas), $l = 26.47h^{-1}$ pc ($D = 1.8$ mas) and $l = 29.41h^{-1}$ pc ($D = 2.0$ mas). For an analysis independent of the choice of the characteristic length l , i.e., minimizing Eq. (11) for Ω_m , Ω_{r_c} and l , we obtain $\Omega_m = 0.06$, $\Omega_{r_c} = 0.28$ and $l = 27.06h^{-1}$ pc ($D = 1.84$ mas) as the best fit for these data with $\chi^2 = 4.25$ and 9 degrees of freedom. We also remark that although not discussed here it is possible to determine the influence of

Ω_{rc} on the critical redshift z_m at which the angular size takes its minimal value. However as showed elsewhere [33], this test cannot discriminate among world models since different scenarios provide similar values of z_m .

An elementary combination of our best fit with Eq. (4) enables us to estimate r_c (the crossover distance between 4-dimensional and 5-dimensional gravity) in terms of the Hubble radius H_o^{-1} . One obtains,

$$r_c \simeq 0.94H_o^{-1}. \quad (12)$$

Such a value is slightly different from that one found by Deffayet *et al.* [11] using SNe Ia and CMB data. In their analysis it was found as a concordance model for these two tests a flat model with $\Omega_m = 0.3$ and $\Omega_{rc} = 0.122$, leading to an estimate of the crossover radius of $r_c \simeq 1.4H_o^{-1}$. Naturally, with new results from different cosmological tests it will be possible to delimit the $\Omega_m - \Omega_{rc}$ plane more precisely. An analysis on the observational constraints from statistics of gravitational lenses will appear in a forthcoming communication [34].

IV. CONCLUSION

Based on a large body of observational evidence, a consensus is beginning to emerge that we live in a flat, accelerated universe composed by $\sim 1/3$ of matter (barionic + dark) and $\sim 2/3$ of a negative-pressure dark compo-

nent. However, since the nature of this dark energy is still not well understood an important task nowadays in cosmology is to investigate the existing possibilities in the light of the current observational data. In this paper we have focused our attention on some observational aspects of brane world cosmologies. These models, inspired on superstring-M theory, explain the observed acceleration of the Universe through a large scale modification of gravity arising from a gravitational leakage into an extra-dimension [13]. We showed that their predicted age of the Universe is compatible with the most recent age estimates of globular clusters and, therefore, that there is no age crisis in the context of these models. By using a large sample of milliarcsecond radio-sources recently updated and extended by Gurvits *et al.* [20] we obtained, as the best fit for these data, a slightly closed, accelerated universe with $\Omega_m = 0.06$ and $\Omega_{rc} = 0.28$. Such values lead to an estimate of the crossover radius of $r_c \simeq 0.94H_o^{-1}$.

Acknowledgments

It is my pleasure to acknowledge helpful discussions with Profs. J. A. S. Lima and C. J. Hogan. I also thank Prof. L. I. Gurvits for sending his compilation of the data and J. V. Cunha for producing Figure 3. This research is supported by the Conselho Nacional de Desenvolvimento Científico e Tecnológico (CNPq - Brazil).

-
- [1] S. Perlmutter *et al.*, Nature, **391**, 51 (1998); S. Perlmutter *et al.*, Astrophys. J. **517**, 565 (1999)
 - [2] A. Riess *et al.*, Astron. J. **116**, 1009 (1998)
 - [3] G. Efstathiou *et al.*, astro-ph/0109152
 - [4] S. Weinberg, Rev. Mod. Phys. **61**, 1 (1989)
 - [5] V. Sahni and A. Starobinsky, Int. J. Mod. Phys. **D9**, 373, (2000)
 - [6] M. Özer and O. Taha, Nucl. Phys. **B287**, 776 (1987); K. Freese, F. C. Adams, J. A. Frieman and E. Mottola, Nucl. Phys. **B287**, 797 (1987); J. C. Carvalho, J. A. S. Lima and I. Waga, Phys. Rev. **D46** 2404 (1992); J. A. S. Lima and J. M. F. Maia, Mod. Phys. Lett. **A8**, 591 (1993); J. M. Overduin and F. I. Cooperstock, Phys. Rev. **D58**, 043506 (1998); J. M. F. Maia and J. A. S. Lima, Phys. Rev. D (in press), astro-ph/0112091
 - [7] B. Ratra and P. J. E. Peebles, Phys. Rev. **D37**, 3406 (1988); J. A. Frieman, C. T. Hill, A. Stebbins and I. Waga, Phys. Rev. Lett. **75**, 2077 (1995); R. R. Caldwell, R. Dave and P. J. Steinhardt, Phys. Rev. Lett. **80**, 1582 (1998)
 - [8] M. S. Turner and M. White, Phys. Rev. **D56**, R4439 (1997); T. Chiba, N. Sugiyama and T. Nakamura, Mon. Not. Roy. Astron. Soc. **289**, L5 (1997); G. Efstathiou, Mon. Not. Roy. Astron. Soc. **310**, 842 (1999); J. S. Alcaniz and J. A. S. Lima, Astrophys. J. **550**, L133 (2001); S. A. Bludman and M. Roos Astrophys. J. **547**, 77 (2001); D. Jain *et al.*, astro-ph/0105551; J. Kujat *et al.*, astro-ph/0112221
 - [9] G. Dvali, G. Gabadadze and M. Porrati, Phys. Lett. **B485**, 208 (2000)
 - [10] G. Dvali and G. Gabadadze, Phys. Rev. **D63**, 065007 (2001)
 - [11] C. Deffayet, Phys. Lett. B **502**, 199 (2001)
 - [12] C. Deffayet, G. Dvali and G. Gabadadze, Phys. Rev. **D65**, 044023 (2002)
 - [13] C. Deffayet *et al.*, astro-ph/0201164
 - [14] S.-H. Henry Tye and I. Wasserman, Phys. Rev. Lett. **86**, 1682 (2001)
 - [15] K. Koyama and J. Soda, Phys. Rev. **D62**, 123502 (1997); C. van de Bruck, M. Dorca, R.H. Brandenberger and A. Lukas, Phys. Rev. **D62**, 123515 (2000); H. Kodama, A. Ishibashi and O. Seto, Phys. Rev. **D62**, 064022 (2000)
 - [16] S. C. Davis, W. B. Perkins, A. Davis and I. R. Vernon, Phys. Rev. **D63**, 083518 (2001)
 - [17] G. Dvali and S.-H. H. Tye, Phys. Lett. **B450**, 72, (1999); J. Khoury, P. J. Steinhardt and D. Waldram, Phys. Rev. **D63**, 103505 (2001)
 - [18] G. Dvali and G. Gabadadze, Phys. Lett. **B460**, 47 (1999)
 - [19] C. J. Hogan, astro-ph/0104105
 - [20] L. I. Gurvits, K. I. Kellermann and S. Frey, Astron. Astroph. **342**, 378 (1999)
 - [21] As is well known, according to Gauss' law the gravitational force falls off as r^{1-S} where S is the number of spatial dimensions.
 - [22] V. Sahni and Y. Shtanov, astro-ph/0202346
 - [23] R. G. Calberg *et al.*, Astrophys. J. **462**, 32 (1996); A.

- Dekel, D. Burstein and S. White S., In Critical Dialogues in Cosmology, edited by N. Turok World Scientific, Singapore (1997)
- [24] E. Carretta *et al.*, *Astrophys. J.* **533**, 215 (2000)
 - [25] L. M. Krauss and B. Chaboyer, *astro-ph/0111597*
 - [26] J. L. Tonry, *astro-ph/0105413*
 - [27] J. A. S. Lima & J. S. Alcaniz, *Astrophys. J.* **566**, 15 (2002)
 - [28] A. Sandage, *Ann. Rev. Astron. Astrop.* **26**, 561 (1988)
 - [29] L. I. Gurvits, *Astrophys. J.* **425**, 442 (1994)
 - [30] K. I. Kellermann, *Nature* **361**, 134 (1993)
 - [31] A. A. Ubachukwu, *Astrop. Spac. Sci.* **209**, 169 (1995); A. Buchalter, D. J. Helfland, R. H. Becker and R. L. White, *Astrophys. J.* **494**, 503 (1998)
 - [32] J. C. Jackson and M. Dodgson, *Mon. Not. Roy. Astron. Soc.* **285**, 806 (1997)
 - [33] J. A. S. Lima and J. S. Alcaniz, *Astron. Astrop.* **357**, 393 (2000); J. A. S. Lima and J. S. Alcaniz, *Gen. Rel. Grav.* **32**, 1851 (2000)
 - [34] J. S. Alcaniz, in preparation.