

# Braneworld models of dark energy

Varun Sahni<sup>a</sup> and Yuri Shtanov<sup>b</sup>

<sup>a</sup>*Inter-University Centre for Astronomy and Astrophysics, Post Bag 4, Ganeshkhind, Pune 411 007, India*

<sup>b</sup>*Bogolyubov Institute for Theoretical Physics, Kiev 03143, Ukraine*

We explore a new class of braneworld models in which the scalar curvature of the (induced) brane metric contributes to the brane action. The scalar curvature term arises generically on account of one-loop effects induced by matter fields residing on the brane. Spatially flat braneworld models can enter into a regime of accelerated expansion at late times. This is true even if the brane tension and the bulk cosmological constant are tuned to satisfy the Randall–Sundrum constraint on the brane. Braneworld models admit a wider range of possibilities for dark energy than standard LCDM. In these models the luminosity distance can be both smaller and larger than the luminosity distance in LCDM. Whereas models with  $d_L \leq d_L(\text{LCDM})$  imply  $w = p/\rho \geq -1$  and have frequently been discussed in the literature, models with  $d_L > d_L(\text{LCDM})$  have traditionally been ignored, perhaps because within the general-relativistic framework, the luminosity distance has this property *only if* the equation of state of matter is strongly negative ( $w < -1$ ). Matter with  $w < -1$  is beset with a host of undesirable properties, which makes this model of dark energy unattractive within the conventional framework. Braneworld models, on the other hand, have the capacity to endow dark energy with exciting new possibilities without suffering from the problems faced by models with  $w < -1$ . For a subclass of parameter values, braneworld dark energy and the acceleration of the universe are *transient* phenomena. In these models, the universe, after the current period of acceleration, re-enters the matter dominated regime so that the deceleration parameter  $q(t) \rightarrow 0.5$  when  $t \gg t_0$ , where  $t_0$  is the present epoch. Such models could help reconcile an accelerating universe with the requirements of string/M-theory.

## I. INTRODUCTION

Although the study of higher dimensional ‘braneworld models’ is the subject of intense scientific activity, several issues relating to the cosmological implications of these models have not yet been sufficiently well investigated. In this paper, we would like to address the issue of the cosmological dark energy within the context of the braneworld scenario. We consider a general model which is purely gravitational in the bulk, but which includes the curvature term in the action for the brane. The presence of the curvature term qualitatively modifies braneworld dynamics. We restrict ourselves to the case where the brane is a boundary of the five-dimensional bulk, which is equivalent to the situation with  $Z_2$  isometry of reflection with respect to the brane embedded in the bulk. Thus, our model is described by four parameters, namely, the bulk and brane gravitational and cosmological constants.

After describing the braneworld model in the next section, in Sec. III we proceed to the case of vacuum braneworlds, that is, solutions with zero stress-energy tensor of matter. We derive a general expression for the effective cosmological constant in such models and describe some classes of its symmetric solutions, including static homogeneous and isotropic universes. We also present simple expressions for a static universe filled with matter. In Sec. IV, we study the cosmological evolution of the braneworld. We shall show that braneworld models have properties similar to the observed (accelerating) universe for a large region of parameter space. For instance, our model can mimic the evolution of a FRW universe in which dark energy has pressure-to-energy-density ratio  $p/\rho$  both larger *as well as smaller* than the critical value of  $-1$ . For a subclass of parameter values, braneworld dark energy and the acceleration of the universe are *transient* phenomena so that the universe, after the current period of acceleration, re-enters the matter dominated regime. We are not aware of any other concrete model that can produce such results. In Sec. V we formulate our conclusions.

## II. BASIC EQUATIONS

In this paper, we consider the case where a braneworld is the timelike boundary of a five-dimensional purely gravitational Lorentzian space (bulk), which is equivalent to the case of a brane embedded in the bulk with  $Z_2$  symmetry of reflection with respect to the brane. The theory is described by the action [1,2]

$$S = M^3 \left[ \int_{\text{bulk}} (\mathcal{R} - 2\Lambda_b) - 2 \int_{\text{brane}} K \right] + \int_{\text{brane}} (m^2 R - 2\sigma) + \int_{\text{brane}} L(h_{ab}, \phi) . \quad (1)$$

Here,  $\mathcal{R}$  is the scalar curvature of the metric  $g_{ab}$  in the five-dimensional bulk, and  $R$  is the scalar curvature of the induced metric  $h_{ab} = g_{ab} - n_a n_b$  on the brane, where  $n^a$  is the vector field of the inner unit normal to the brane, and the notation and conventions of [3] are used. The quantity  $K = K_{ab} h^{ab}$  is the trace of the symmetric tensor of extrinsic curvature  $K_{ab} = h^c_a \nabla_c n_b$  of the brane. The symbol  $L(h_{ab}, \phi)$  denotes the Lagrangian density of the four-dimensional matter fields  $\phi$  whose dynamics is restricted to the brane so that they interact only with the induced metric  $h_{ab}$ . All integrations over the bulk and brane are taken with the natural volume elements  $\sqrt{-g} d^5x$  and  $\sqrt{-h} d^4x$ , respectively, where  $g$  and  $h$  are the determinants of the matrices of components of the corresponding metrics in a coordinate basis. The symbols  $M$  and  $m$  denote, respectively, the five-dimensional and four-dimensional Planck masses,  $\Lambda_b$  is the bulk cosmological constant, and  $\sigma$  is the brane tension.

The term containing the scalar curvature of the induced metric on the brane with the coupling  $m^2$  in action (1) is often neglected in the literature. However, this term is qualitatively essential for describing the braneworld dynamics since it is inevitably generated as a quantum correction to the matter action in (1) — in the spirit of an idea that goes back to Sakharov [4] (see also [5]). Note that the quantum correction typically involves an infinite number of terms of higher order in curvature (a similar situation in the context of the AdS/CFT correspondence is described in [6]). In this paper, we retain only the terms linear in curvature.

Action (1) leads to the bulk being described by the usual Einstein equation with cosmological constant:

$$\mathcal{G}_{ab} + \Lambda_b g_{ab} = 0, \quad (2)$$

while the field equation on the brane is

$$m^2 G_{ab} + \sigma h_{ab} = \tau_{ab} + \underline{M^3 (K_{ab} - h_{ab} K)}. \quad (3)$$

Here,  $\tau_{ab}$  is the stress-energy tensor on the brane, and it stems from the last term in action (1). In Eq. (3) we have underlined the term whose presence makes braneworld theory different from general relativity. It can be shown from this equation that there exists a scale whose value determines the domain in which general relativity is approximately valid. Indeed, we can write

$$G_{ab} \sim r_1^{-2}, \quad K_{ab} \sim r_2^{-1}, \quad (4)$$

where  $r_1$  and  $r_2$  are the characteristic curvature radii of solution of Eq. (3). Then the ratio of the last term on the right-hand side of Eq. (3) to the first term on its left-hand side is of the order  $r_1^2/r_2 \ell$ , where  $\ell = 2m^2/M^3$  is a convenient definition to be used later. Thus, for  $r_1^2 \ll r_2 \ell$ , the last term on the left-hand side of Eq. (3) can be neglected, and general relativity is recovered. In typical situations, e.g., in cosmology, we often have  $r_1 \sim r_2 \sim r$ , and general relativity becomes valid for  $r \ll \ell$ . This fact was used in [7], where the model with  $\sigma = 0$  and  $\Lambda_b = 0$  was considered. Therefore, an important distinguishing feature of the braneworld models which we consider, is that they can show departure from standard FRW behaviour at *late times* and on large scales. This property should be contrasted with the braneworld cosmology based on the Randall–Sundrum model [8] (with  $m = 0$ ), in which nonstandard behaviour is encountered at very early times [9–11].

The theory under consideration results in the following closed scalar equation on the brane [12]:

$$M^6 (R - 2\Lambda_b) + (m^2 G_{ab} + \sigma h_{ab} - \tau_{ab}) (m^2 G^{ab} + \sigma h^{ab} - \tau^{ab}) - \frac{1}{3} (m^2 R - 4\sigma + \tau)^2 = 0, \quad (5)$$

where  $\tau = h^{ab} \tau_{ab}$ . It was argued in [12] that Eq. (5) is the only gravitational equation to be solved on the brane if one is interested only in the evolution on the brane and if no additional boundary or regularity conditions are specified in the bulk (as most often is the case). Having found a solution of Eq. (5), one can integrate the gravitational equations in the bulk using, for example, Gaussian normal coordinates, as described in [13] (see also [10]). Specifically, in the Gaussian normal coordinates  $(x, y)$ , where  $x = \{x^\alpha\}$  are the coordinates on the brane and  $y$  is the fifth coordinate in the bulk, the metric in the bulk is written as

$$ds_5^2 = dy^2 + h_{\alpha\beta}(x, y) dx^\alpha dx^\beta. \quad (6)$$

Introducing also the tensor of extrinsic curvature  $K_{ab}$  of every hypersurface  $y = \text{const}$  in the bulk, one can obtain the following system of differential equations for the components  $h_{\alpha\beta}$  and  $K^\alpha_\beta$ :

$$\frac{\partial K^\alpha_\beta}{\partial y} = R^\alpha_\beta - K K^\alpha_\beta - \frac{1}{6} \delta^\alpha_\beta (R + 2\Lambda_b + K^\mu_\nu K^\nu_\mu - K^2), \quad (7)$$

$$\frac{\partial h_{\alpha\beta}}{\partial y} = 2h_{\alpha\gamma} K^\gamma_\beta, \quad (8)$$

where  $R^\alpha_\beta$  are the components of the Ricci tensor of the metric  $h_{\alpha\beta}$  induced on the hypersurface  $y = \text{const}$ ,  $R = R^\alpha_\alpha$  is its scalar curvature, and  $K = K^\alpha_\alpha$  is the trace of the tensor of extrinsic curvature. Equations (7) and (8) together with the ‘constraint’ equation

$$R - 2\Lambda_b + K^\alpha_\beta K^\beta_\alpha - K^2 = 0 \quad (9)$$

represent the 4+1 splitting of the Einstein equations in the Gaussian normal coordinates. The initial conditions for these equations are defined on the brane through Eq. (3).

### III. VACUUM BRANES AND STATIC BRANES

We proceed to the cosmological implications of the braneworld theory under consideration. In this section, we discuss the situation pertaining to a vacuum brane, i.e., when the matter stress-energy tensor  $\tau_{ab} = 0$ . It is interesting that the brane approaches this condition during the course of cosmological evolution provided it expands forever and its matter density asymptotically declines to zero. In this case, Eq. (5) takes the form

$$\left(M^6 + \frac{2}{3}\sigma m^2\right) R + m^4 \left(R_{ab}R^{ab} - \frac{1}{3}R^2\right) - 4M^6\Lambda_{\text{RS}} = 0, \quad (10)$$

where

$$\Lambda_{\text{RS}} = \frac{\Lambda_b}{2} + \frac{\sigma^2}{3M^6}. \quad (11)$$

It is important to note that the second term in Eq. (10) has *precisely* the form of one of the terms in the expression for the conformal anomaly, which describes the vacuum polarization at the one-loop level in curved space-time (see, e.g., [5]). It therefore immediately follows that all *symmetric spaces* are solutions of Eq. (10) with appropriate  $\Lambda_{\text{RS}}$ , just as they are solutions of the Einstein equations with one-loop quantum-gravitational corrections [14]. Symmetric spaces satisfy the condition  $\nabla_a R_{bcde} = 0$ , which implies that geometrical invariants such as  $R_{abcd}R^{abcd}$ ,  $R_{ab}R^{ab}$ , and  $R$  are constants so that Eq. (10) becomes an algebraic equation. Prominent members of this family include:

(i) The homogeneous and isotropic de Sitter space-time

$$ds^2 = -dt^2 + \frac{1}{H^2} \cosh^2 Ht \left[ d\chi^2 + \sin^2 \chi (d\theta^2 + \sin^2 \theta d\phi^2) \right], \quad (12)$$

where  $-\infty < t < \infty$ ,  $0 \leq \chi, \theta \leq \pi$ ,  $0 \leq \phi \leq 2\pi$ . The four dimensional metric (12) has the property  $R^a_b = 3H^2 h^a_b$ , and formed the basis for Starobinsky’s first inflationary model sustained by the quantum conformal anomaly [15].

(ii) The homogeneous and anisotropic Narai metric [16,17]

$$ds^2 = k^2 \left( -dt^2 + \cosh^2 t dr^2 + d\theta^2 + \sin^2 \theta d\phi^2 \right), \quad (13)$$

where  $k = \text{constant}$ ,  $-\infty < t < \infty$ ,  $0 \leq \theta \leq \pi$ ,  $0 \leq \phi \leq 2\pi$  and for which  $R^a_b = h^a_b/k^2$ . In fact, it is easy to show that any metric for which  $R$  and  $R_{ab}R^{ab}$  are constants will automatically be a solution to Eq. (10) with an appropriate choice of  $\Lambda_{\text{RS}}$ .

Both de Sitter space and the Narai metric belong to the class of space-times which satisfy the vacuum Einstein equations with a cosmological constant

$$R_{ab} = \Lambda h_{ab}. \quad (14)$$

Such space-times also satisfy Eq. (10) if

$$\Lambda = \frac{1}{m^2} \left[ \left( \frac{3M^6}{2m^2} + \sigma \right) \pm \sqrt{\left( \frac{3M^6}{2m^2} + \sigma \right)^2 - 3M^6\Lambda_{\text{RS}}} \right]. \quad (15)$$

Equation (15) expresses the resulting cosmological constant on the brane in terms of the coupling constants of the theory. For the frequently discussed special case  $m = 0$ , one obtains  $\Lambda = \Lambda_{\text{RS}}$ . The two signs in (15) correspond to the two different ways in which the lower-dimensional brane can form the boundary of the higher-dimensional bulk. In the case of a spherically symmetrical bulk, the ‘−’ sign corresponds to a brane-bulk boundary for which the *inner* normal to the brane points in the direction of decreasing bulk radial coordinate.

The condition  $\Lambda_{\text{RS}} = 0$  is the well-known fine-tuning condition of Randall and Sundrum [8] and leads to the vanishing of the cosmological constant on an empty brane if we set  $m = 0$  in (1). Note that, under the Randall–Sundrum condition, expression (15) with the sign opposite to the sign of the quantity  $3M^6/2m^2 + \sigma$  also gives a zero value for the resulting cosmological constant on the brane, but the other sign usually leads to  $\Lambda \neq 0$ .

We would like to draw the reader’s attention to the fact that Eq. (15) is meaningful only when the expression under the square root is nonnegative. When it is negative, solutions describing the corresponding empty universe simply do not exist. This leads to the following important conclusion: a universe which contains matter and satisfies

$$\frac{3M^6\Lambda_{\text{RS}}}{(3M^6/2m^2 + \sigma)^2} > 1, \quad (16)$$

*cannot expand forever.*

For the special case  $3M^6/2m^2 + \sigma = 0$ , the expression for  $\Lambda$  is given by

$$\Lambda = \pm \frac{M^3}{m^2} \sqrt{-3\Lambda_{\text{RS}}}. \quad (17)$$

In this case, both  $\sigma$  and  $\Lambda_{\text{RS}}$  must be negative in order that the corresponding empty universe exist, but the resulting cosmological constant on the brane can be of any sign.

Another interesting example is that of a static empty universe. The radius (scale factor)  $a$  of such a universe is easily determined from (10) to be

$$a^2 = \frac{\kappa}{\Lambda_{\text{RS}}} \left( \frac{3}{2} + \frac{\sigma m^2}{M^6} \right), \quad (18)$$

where  $\kappa = \pm 1$  is the sign of the spatial curvature. One can see that the radius of the universe can be arbitrarily large. In the general case, the development of this solution to the five-dimensional bulk leads to a Schwarzschild–anti-de Sitter metric. It was shown in [2] that, for  $\kappa = 1$ , this metric is purely anti-de Sitter (with zero Schwarzschild mass) if the constants of the theory satisfy the condition

$$\frac{\sigma}{m^2} - \frac{\Lambda_{\text{b}}}{2} + \frac{3M^6}{4m^4} = 0, \quad (19)$$

which implies negative brane tension  $\sigma$ . It should be pointed out that the static and empty braneworld solution described by (18) does not possess a general-relativistic analog, since, in general relativity, a static cosmological model (the ‘static Einstein universe’) *cannot* be empty (see, for instance, [18]). Furthermore, from (18) we find that the static empty universe can be spatially open ( $\kappa = -1$ ) — for example, in the case  $\Lambda_{\text{RS}} < 0$  and  $\sigma > -3M^6/2m^2$ , — again a situation without an analog in general relativity.

For static homogeneous and isotropic braneworlds filled with matter, Eq. (5) gives the following relation:

$$a^2 [\rho_{\text{tot}}(\rho_{\text{tot}} + 3p_{\text{tot}}) - 3\Lambda_{\text{b}}M^6] = 3\kappa [m^2(\rho_{\text{tot}} + 3p_{\text{tot}}) - 3M^6], \quad (20)$$

where the total energy density  $\rho_{\text{tot}}$  and pressure  $p_{\text{tot}}$  include the contribution from the brane tension, i.e.,

$$\rho_{\text{tot}} = \rho + \sigma, \quad p_{\text{tot}} = p - \sigma, \quad (21)$$

and  $\kappa = 0, \pm 1$  corresponds to the sign of the spatial curvature. This relation reduces to (18) for  $\rho = p = 0$ .

## IV. COSMOLOGICAL CONSEQUENCES OF BRANEWORLD DARK ENERGY

### A. Cosmological evolution

The general cosmological equation resulting from Eq. (5) is [1,12]

$$m^4 \left( H^2 + \frac{\kappa}{a^2} - \frac{\rho + \sigma}{3m^2} \right)^2 = M^6 \left( H^2 + \frac{\kappa}{a^2} - \frac{\Lambda_{\text{b}}}{6} - \frac{C}{a^4} \right), \quad (22)$$

where  $C$  is the integration constant that corresponds to the black-hole mass of the Schwarzschild–(anti)-de Sitter solution in the bulk,  $H \equiv \dot{a}/a$  is the Hubble parameter on the brane, and  $\kappa = 0, \pm 1$  corresponds to the sign of the

spatial curvature on the brane. For the frequently considered special case  $m = 0$ , this equation reduces to the familiar result [9]

$$H^2 + \frac{\kappa}{a^2} = \frac{\Lambda_b}{6} + \frac{C}{a^4} + \frac{(\rho + \sigma)^2}{9M^6}. \quad (23)$$

Equation (22) can be solved with respect to the Hubble parameter:

$$H^2 + \frac{\kappa}{a^2} = \frac{\rho + \sigma}{3m^2} + \frac{2}{\ell^2} \left[ 1 \pm \sqrt{1 + \ell^2 \left( \frac{\rho + \sigma}{3m^2} - \frac{\Lambda_b}{6} - \frac{C}{a^4} \right)} \right], \quad (24)$$

or, equivalently,

$$H^2 + \frac{\kappa}{a^2} = \frac{\Lambda_b}{6} + \frac{C}{a^4} + \frac{1}{\ell^2} \left[ \sqrt{1 + \ell^2 \left( \frac{\rho + \sigma}{3m^2} - \frac{\Lambda_b}{6} - \frac{C}{a^4} \right)} \pm 1 \right]^2, \quad (25)$$

where the length scale

$$\ell = \frac{2m^2}{M^3} \quad (26)$$

was introduced earlier in Sec. II. Again, the signs in (24) correspond to two different ways of bounding the Schwarzschild–(anti)-de Sitter bulk space by the brane: the lower sign corresponds to the case where the inner normal to the brane (which bounds the bulk) points in the direction of decreasing bulk radial coordinate. Henceforth we shall refer to models with the lower ‘−’ sign as BRANE1 and models with the upper ‘+’ sign as BRANE2.

In the ensuing discussion, we shall neglect the decaying term  $C/a^4$  in Eq. (24) (called dark radiation), assuming it to be negligibly small at present. For convenience, we also introduce the dimensionless cosmological parameters

$$\Omega_m = \frac{\rho_0}{3m^2 H_0^2}, \quad \Omega_\kappa = -\frac{\kappa}{a_0^2 H_0^2}, \quad \Omega_\sigma = \frac{\sigma}{3m^2 H_0^2}, \quad \Omega_\ell = \frac{1}{\ell^2 H_0^2}, \quad \Omega_{\Lambda_b} = -\frac{\Lambda_b}{6H_0^2}, \quad (27)$$

where the subscript ‘0’ refers to current values of cosmological quantities. The system of cosmological equations with the energy density  $\rho$  dominated by dust-like matter can now be written in the transparent form using Eq. (24):

- BRANE1

$$\frac{H^2(z)}{H_0^2} = \Omega_m(1+z)^3 + \Omega_\kappa(1+z)^2 + \Omega_\sigma + \underline{2\Omega_\ell - 2\sqrt{\Omega_\ell} \sqrt{\Omega_m(1+z)^3 + \Omega_\sigma + \Omega_\ell + \Omega_{\Lambda_b}}}, \quad (28)$$

- BRANE2

$$\frac{H^2(z)}{H_0^2} = \Omega_m(1+z)^3 + \Omega_\kappa(1+z)^2 + \Omega_\sigma + \underline{2\Omega_\ell + 2\sqrt{\Omega_\ell} \sqrt{\Omega_m(1+z)^3 + \Omega_\sigma + \Omega_\ell + \Omega_{\Lambda_b}}}, \quad (29)$$

where  $z$  is the cosmological redshift. We have underlined the terms which cause our equations to differ from their general-relativistic counterparts. The constraint equations for the cosmological parameters are most conveniently derived using Eq. (25). We obtain

$$1 - \Omega_\kappa + \Omega_{\Lambda_b} = \left( \sqrt{\Omega_\ell + \Omega_m + \Omega_\sigma + \Omega_{\Lambda_b}} \pm \sqrt{\Omega_\ell} \right)^2. \quad (30)$$

This equation can be transformed to a more convenient form. In doing this, we note that our theory makes sense only in the case  $\Omega_\ell + \Omega_m + \Omega_\sigma + \Omega_{\Lambda_b} > 0$ . Since  $\Omega_\ell > 0$ , when taking the square root of both sides of this equation, we must consider two possibilities for the sign of the quantity  $\Omega_m + \Omega_\sigma + \Omega_{\Lambda_b}$  under the square root in (30).

In the case

$$\Omega_m + \Omega_\sigma + \Omega_{\Lambda_b} \geq 0, \quad (31)$$

taking the square root of both sides of (30) and rearranging terms, we get

$$\sqrt{1 - \Omega_\kappa + \Omega_{\Lambda_b}} \mp \sqrt{\Omega_\ell} = \sqrt{\Omega_\ell + \Omega_m + \Omega_\sigma + \Omega_{\Lambda_b}}. \quad (32)$$

Now taking the square of both sides of the last equation, we finally obtain the constraint:

$$\Omega_m + \Omega_\kappa + \Omega_\sigma \pm 2\sqrt{\Omega_\ell} \sqrt{1 - \Omega_\kappa + \Omega_{\Lambda_b}} = 1. \quad (33)$$

In the opposite case

$$-\Omega_\ell \leq \Omega_m + \Omega_\sigma + \Omega_{\Lambda_b} < 0, \quad (34)$$

taking the square root of both sides of (30) and rearranging terms, we get

$$\sqrt{1 - \Omega_\kappa + \Omega_{\Lambda_b}} - \sqrt{\Omega_\ell} = \pm \sqrt{\Omega_\ell + \Omega_m + \Omega_\sigma + \Omega_{\Lambda_b}}. \quad (35)$$

Taking the square of both sides of the last equation, we finally obtain the constraint:

$$\Omega_m + \Omega_\kappa + \Omega_\sigma + 2\sqrt{\Omega_\ell} \sqrt{1 - \Omega_\kappa + \Omega_{\Lambda_b}} = 1. \quad (36)$$

To summarise, in the case  $\Omega_m + \Omega_\sigma + \Omega_{\Lambda_b} \geq 0$ , the constraint equations in the BRANE1 and BRANE2 models read:

$$\Omega_m + \Omega_\kappa + \Omega_\sigma - \underline{2\sqrt{\Omega_\ell} \sqrt{1 - \Omega_\kappa + \Omega_{\Lambda_b}}} = 1 \quad (\text{BRANE1}), \quad (37)$$

$$\Omega_m + \Omega_\kappa + \Omega_\sigma + \underline{2\sqrt{\Omega_\ell} \sqrt{1 - \Omega_\kappa + \Omega_{\Lambda_b}}} = 1. \quad (\text{BRANE2}) \quad (38)$$

In the opposite case  $\Omega_m + \Omega_\sigma + \Omega_{\Lambda_b} < 0$ , both constraint equations for BRANE1 and BRANE2 are given by Eq. (38). Again, we have underlined the terms which cause our equations to differ from their general-relativistic counterparts. It is easy to see that the general-relativistic limit of our theory is reached as  $\Omega_\ell \rightarrow 0$  (i.e.,  $M \rightarrow 0$ ). In this case, setting  $\Omega_\kappa = 0$ ,  $\Omega_\sigma \equiv \Omega_\Lambda$ , we find that (28) & (29) give the expression for the Hubble parameter in the LCDM model:

$$H_{\text{LCDM}}^2(z) = H_0^2 [\Omega_m(1+z)^3 + \Omega_\Lambda]. \quad (39)$$

An example of the behaviour of the Hubble parameter in our models is illustrated in Fig. 1.

It is convenient to rewrite Eq. (11) in terms of the dimensionless cosmological parameters

$$\Omega_{\text{RS}} = \frac{\Lambda_{\text{RS}}}{3H_0^2} = \frac{\Omega_\sigma^2}{4\Omega_\ell} - \Omega_{\Lambda_b}, \quad (40)$$

from where it follows that the Randall–Sundrum constraint  $\Lambda_{\text{RS}} = 0$  has the simple form

$$\Omega_\sigma^2 - 4\Omega_\ell\Omega_{\Lambda_b} = 0. \quad (41)$$

This constraint implies  $\Omega_{\Lambda_b} \geq 0$  ( $\Lambda_b \leq 0$ ) and ensures the vanishing of the effective cosmological constant in the future for the braneworld embedding described by the BRANE1 model for  $\Omega_\sigma \geq 0$  or for  $\Omega_\sigma < 0$  and  $\Omega_\ell > \Omega_{\Lambda_b}$ , and by the BRANE2 model for  $\Omega_\sigma < 0$  and  $\Omega_\ell < \Omega_{\Lambda_b}$ . The case where the Randall–Sundrum constraint is imposed will be discussed in detail in Sec. IV C below. It will be shown that, in the case of BRANE1 model, for the case  $\Omega_\kappa = 0$ , Eq. (37) would imply that  $\Omega_m > 1$ , which apparently contradicts current observations of the large-scale distribution of matter. This is an important result since it suggests that for reasonable values of the matter density ( $\Omega_m \ll 1$ ) and  $\Omega_\kappa = 0$ , the BRANE1 model demands the presence of a nonvanishing effective cosmological constant. The value of the cosmological constant is given by Eq. (15) and can be determined by using observational data to fix the constants of the theory. On the other hand, the BRANE2 model is physically compatible with the Randall–Sundrum constraint, which can result in vanishing effective cosmological constant in the future thus making the current acceleration of the universe a transient phenomenon.

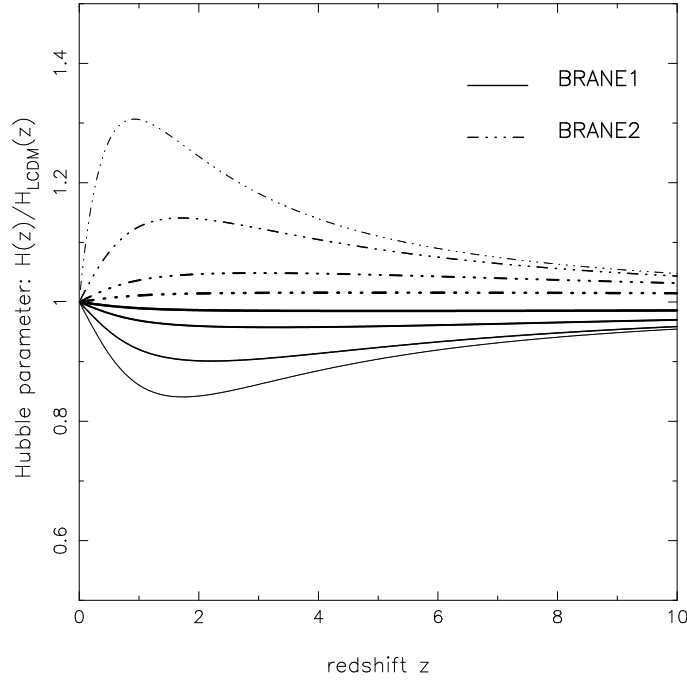


FIG. 1. The Hubble parameter in units of  $H_{\text{LCDM}}(z)$  is plotted as a function of redshift for the two braneworld models BRANE1 and BRANE2. Whereas  $H(z)$  in BRANE2 is *larger* than  $H(z)$  in LCDM, in the case of BRANE1 the value of  $H(z)$  is *smaller* than its value in LCDM. Parameter values are:  $\Omega_\kappa = 0$ ,  $\Omega_\ell = 1.0$ ,  $\Omega_m = 0.3$ , and  $\Omega_{\Lambda_b} = 1, 10, 10^2, 10^3$  (top to bottom for BRANE2 and bottom to top for BRANE1). The value of  $\Omega_\sigma$  is determined from (37) & (38). Parameter values for the LCDM model are  $\Omega_m = 0.3$ ,  $\Omega_\Lambda = 0.7$ . For large values of the bulk cosmological constant  $\Omega_{\Lambda_b}$ , BRANE1 and BRANE2 become indistinguishable from LCDM.

## B. Cosmological tests of braneworld models

Observations of high-redshift type Ia supernovae indicate that these objects are fainter than they would be in a standard cold dark matter cosmology (SCDM) with  $\Omega_m = 1$  [19]. This observation is taken as support for a universe which is accelerating, fuelled by a form of energy with negative pressure (dark energy). A pivotal role in this argument is played by the *luminosity distance*  $d_L(z)$ , since the flux of light received from a distant source varies inversely to the square of the luminosity distance,  $\mathcal{F} \propto d_L^{-2}$ . This effect is quantitatively described by the magnitude–luminosity relation:  $m_B = M_0 + 25 + 5 \log_{10} d_L$ , where  $m_B$  is the corrected apparent peak  $B$  magnitude and  $M_0$  is the absolute peak luminosity of the supernova. A supernova will therefore appear fainter in a universe which possesses a larger value of the luminosity distance to a given redshift.

In a FRW universe, the luminosity distance is determined by the Hubble parameter and three-dimensional spatial curvature [18]:

$$d_L(z) = \frac{1+z}{H_0 \sqrt{|\Omega_{\text{total}} - 1|}} S(\eta_0 - \eta), \quad (42)$$

where

$$\eta_0 - \eta = H_0 \sqrt{|\Omega_{\text{total}} - 1|} \int_0^z \frac{dz'}{H(z')}, \quad (43)$$

and  $S(x)$  is defined as follows:  $S(x) = \sin x$  if  $\kappa = 1$  ( $\Omega_{\text{total}} > 1$ ),  $S(x) = \sinh x$  if  $\kappa = -1$  ( $\Omega_{\text{total}} < 1$ ), and  $S(x) = x$  if  $\kappa = 0$  ( $\Omega_{\text{total}} = 1$ ).

Inflationary models suggest that the universe is nearly flat with  $\Omega_\kappa \simeq 0$  and we shall work under this assumption in the rest of this paper (see also [20]). In this case, Eq. (42) simplifies to

$$\frac{d_L(z)}{1+z} = \int_0^z \frac{dz'}{H(z')}, \quad (44)$$

where  $H(z)$  is determined by (28) for BRANE1, and by (29) for BRANE2. In Fig. 2 we show the luminosity distances for the BRANE1 & BRANE2 models. Also shown for comparison is the value of  $d_L(z)$  in a spatially-flat two-component FRW universe with the Hubble parameter

$$H(z) = H_0 \left[ \Omega_m(1+z)^3 + \Omega_X(1+z)^{3(1+w)} \right]^{1/2}, \quad (45)$$

where  $\Omega_X$  describes dark energy with equation of state  $w = p_X/\rho_X$ . Three cosmological models will be of interest to us in connection with (45):

- (i) SCDM: The standard cold dark matter universe with  $\Omega_m = 1$  and  $\Omega_X = 0$ .
- (ii) LCDM: Cold dark matter + a cosmological constant with  $w = -1$ .
- (iii) Phantom models: Cold dark matter + ‘phantom energy’ satisfying  $w < -1$  [21].

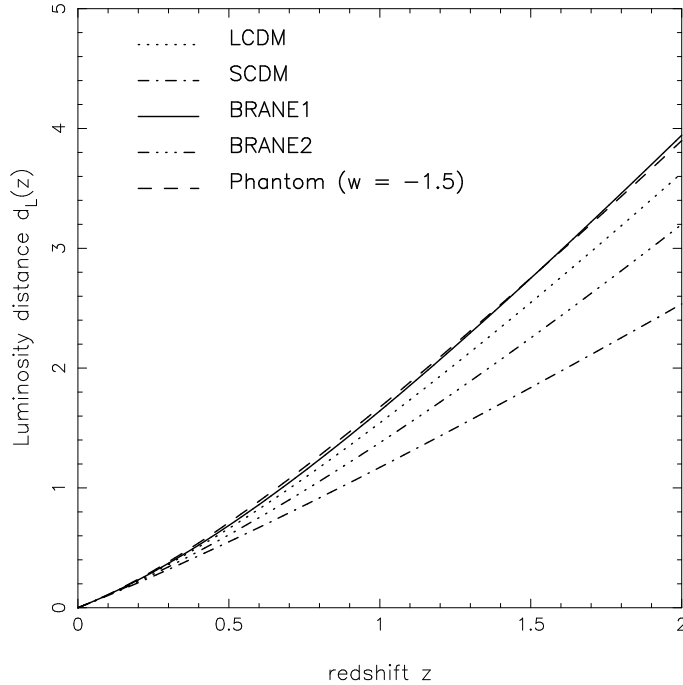


FIG. 2. The luminosity distance is shown as a function of redshift for the two braneworld models BRANE1 & BRANE2, LCDM, SCDM, and ‘phantom energy’. All models, with the exception of SCDM, have  $\Omega_m = 0.3$ . SCDM has  $\Omega_m = 1$ . The BRANE1 & BRANE2 models have  $\Omega_\ell = 0.3$  and vanishing cosmological constant in the bulk. LCDM and the phantom model have the same dark energy density  $\Omega_\Lambda = \Omega_X = 0.7$ . The equation of state for dark energy is  $w_\Lambda = -1$  for LCDM and  $w = p_X/\rho_X = -1.5$  for phantom. The luminosity distance is greatest for BRANE1 & phantom, and least for SCDM. BRANE1 & BRANE2 lie on either side of LCDM.

We find from Fig. 2 that the luminosity distance in both braneworld models exceeds that in SCDM. In fact, BRANE1 models have the unusual feature that their luminosity distance can even exceed that in LCDM (for a fixed value of  $\Omega_m$ )! In fact it can easily be shown that

$$d_L^{\text{dS}}(z) \geq d_L^{\text{BRANE1}}(z) \geq d_L^{\text{LCDM}}(z), \quad (46)$$

where  $d_L^{\text{dS}}(z)$  refers to the luminosity distance in the spatially flat coordinatization of de Sitter space (equivalently, the steady state universe). The second inequality presumes a fixed value of  $\Omega_m$ . BRANE2 models show complementary behaviour

$$d_L^{\text{LCDM}}(z) \geq d_L^{\text{BRANE2}}(z) \geq d_L^{\text{SCDM}}(z), \quad (47)$$

where the first inequality is valid for a fixed value of  $\Omega_m$ . In the case  $\Omega_\ell = 0$ , the equations of our theory coincide with those of general relativity, and we have  $d_L^{\text{BRANE1}}(z) = d_L^{\text{BRANE2}}(z) = d_L^{\text{LCDM}}(z)$ .

One might add that the behaviour of BRANE1 is mimicked by FRW models with  $w \leq -1$ , whereas BRANE2 resembles dark energy with  $-1 \leq w \leq 0$ . In fact, from Fig. 2 we see that the luminosity distance in the BRANE1



model is quite close to what one gets from ‘phantom energy’ described by (45) with  $w = -1.5$ . (The parameters for this BRANE1 model are  $\Omega_m = \Omega_\ell = 0.3$ ,  $\Omega_{\Lambda_b} = 0$ , and  $\Omega_\sigma = 1 - \Omega_m + 2\sqrt{\Omega_\ell} \approx 1.8$ .) It should be pointed out that phantom energy models were introduced by Caldwell [21], who made the important observation that dark-energy with  $w < -1$  appears to give a better fit to supernova observations than LCDM (which has  $w = -1$ ). Unfortunately, phantom models have several bizarre properties, which may be the reason why cosmologists have been reluctant to take these models seriously despite their seemingly better agreement with observations (see however [22]). Some strange properties of phantom energy with a very negative equation of state ( $w < -1$ ) are summarised below (see also [21,23]):

(i) A negative equation of state suggests that the effective velocity of sound in the medium  $v = \sqrt{|dp/d\rho|}$  can become larger than the velocity of light.

(ii) The expansion factor of a universe dominated by phantom energy grows as

$$a(t) = a(t_{\text{eq}}) \left[ (1+w) \frac{t}{t_{\text{eq}}} - w \right]^{2/3(1+w)}, \quad w < -1, \quad (48)$$

where  $t_{\text{eq}}$  marks the epoch when the densities in matter and phantom energy are equal:  $\rho_m(t_{\text{eq}}) \simeq \rho_X(t_{\text{eq}})$ . It immediately follows that the scale factor diverges in a *finite* amount of cosmic time

$$a(t) \rightarrow \infty \quad \text{as} \quad t \rightarrow t_* = \left( \frac{w}{1+w} \right) t_{\text{eq}}. \quad (49)$$

Substitution of  $z \rightarrow -1$  and  $w < -1$  in (45) shows that the Hubble parameter also diverges as  $t \rightarrow t_*$ , implying that an infinitely rapid expansion rate for the universe has been reached in the *finite* future.

As the universe expands, the density of phantom energy ( $w < -1$ ) *grows* instead of decreasing ( $w > -1$ ) or remaining constant ( $w = -1$ ),

$$\rho(t) \propto \left[ (1+w) \frac{t}{t_{\text{eq}}} - w \right]^{-2}, \quad (50)$$

reaching a singular value in a finite interval of time  $\rho(t) \rightarrow \infty$ ,  $t \rightarrow t_*$ . This behaviour should be contrasted with the density of ordinary matter which drops to zero:  $\rho_m \rightarrow 0$  as  $t \rightarrow t_*$ . A universe dominated by phantom energy is thus doomed to *expand towards a physical singularity* which is reached in a finite amount of proper time.

At this stage one must emphasize that, although the BRANE1 model has several features in common with phantom energy, (which makes us believe that, like the latter, it too is likely to provide a good fit to supernova data), it is not necessarily afflicted with phantom’s pathologies. Indeed, in a broad range of parameters, both BRANE1 and BRANE2 are physically well motivated and remain *well behaved during all times*. The present paper therefore adds an important new dimension to the current debate about the acceleration of the universe by showing that cosmological models with  $d_L(z) > d_L^{\text{LCDM}}(z)$  are possible to construct within the framework of the braneworld scenario and should be taken seriously. Future studies will address the important quantitative issue of whether braneworld models of dark energy provide as good (or better) fit to high- $z$  supernova observations as LCDM (see Fig. 3 as an illustration).

Within this setting, the limiting case of the above situation where  $\Omega_\sigma = \Omega_{\Lambda_b} = 0$  was investigated in [24], where it was shown that, by virtue of its large luminosity distance  $d_L(z)$ , the BRANE2 model could explain the observations of high-redshift supernovae of type Ia and hence provide a possible explanation of the origin of ‘dark energy’. In the present paper, we allow both  $\Omega_\sigma \neq 0$  and  $\Omega_{\Lambda_b} \neq 0$ .

We should add that the ‘angular-size distance’  $d_A$  is related to the luminosity distance  $d_L$  through  $d_A = d_L(1+z)^{-2}$ , therefore much of the above analysis carries over when one discusses properties of the angular-size distance within the framework of braneworld models. Some cosmological features of braneworld models are shown in Figs. 4–6. In Fig. 4, the age of the universe at a given cosmological redshift

$$t(z) = \int_z^\infty \frac{dz'}{(1+z')H(z')}, \quad (51)$$

is shown for the two braneworld models and for LCDM & SCDM. We find that the age of the universe in BRANE1 (BRANE2) is larger (smaller) than in LCDM for identical values of the cosmological density parameter  $\Omega_m$ . This is a direct consequence of the fact that the Hubble parameter in BRANE1 (BRANE2) is smaller (larger) than in LCDM. Both braneworld models are significantly older than SCDM.

Considerable insight into the dynamics of the universe is provided by the cosmological deceleration parameter

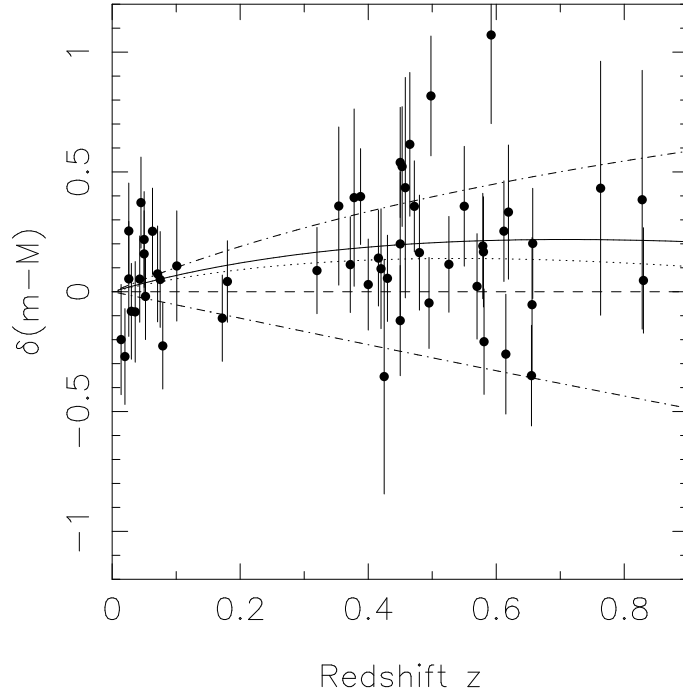


FIG. 3. The distance modulus ( $m - M$ ) of Type Ia supernovae (the primary fit of the Supernova cosmology project) is shown relative to an empty  $\Omega_m \rightarrow 0$  Milne universe (dashed line). The solid line refers to the distance modulus in BRANE1 with  $\Omega_\ell = \Omega_m = 0.3$ , and vanishing cosmological constant in the bulk. The dotted line (below the solid) is LCDM with  $(\Omega_\Lambda, \Omega_m) = (0.7, 0.3)$ . The uppermost and lowermost (dot-dashed) lines correspond to de Sitter space  $(\Omega_\Lambda, \Omega_m) = (1, 0)$  and SCDM  $(\Omega_\Lambda, \Omega_m) = (0, 1)$ , respectively.

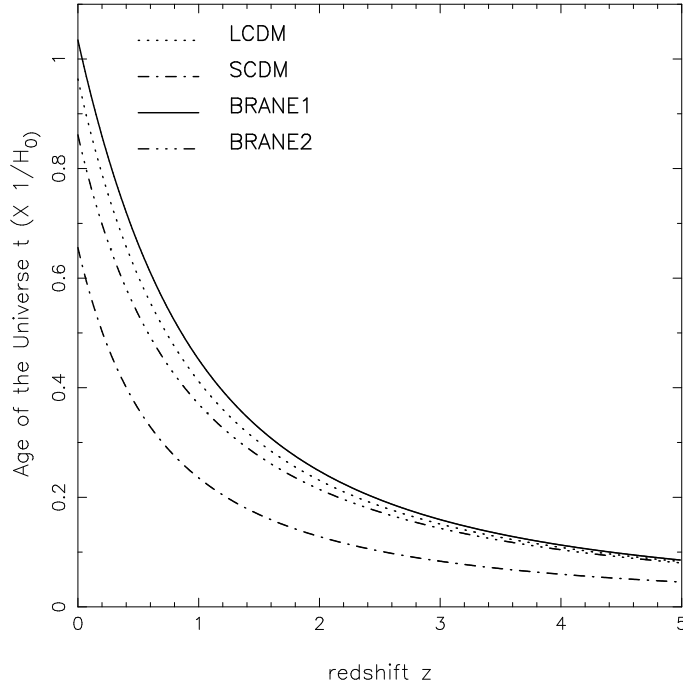


FIG. 4. The age of the universe (in units of the inverse Hubble parameter) is plotted as a function of the cosmological redshift for the models discussed in Fig. 2. (The phantom model is not shown.) BRANE1 models have the oldest age while SCDM is youngest.

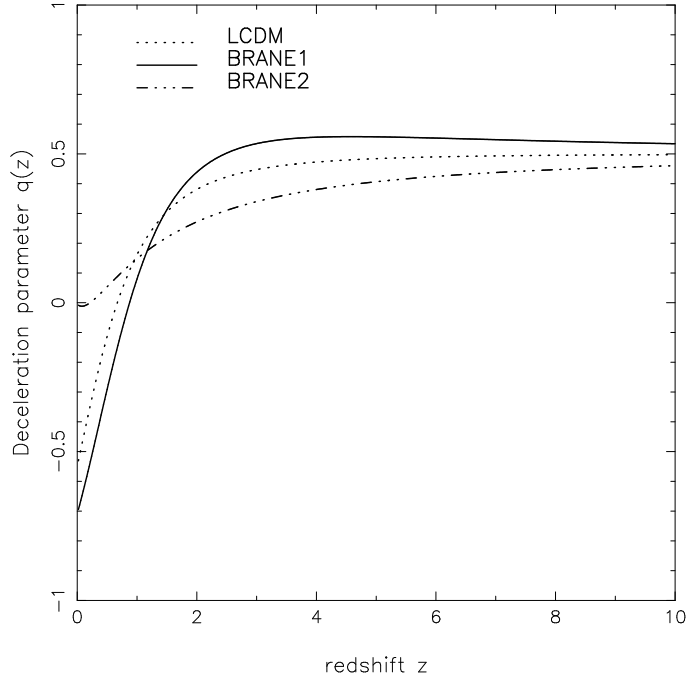


FIG. 5. The deceleration parameter  $q(z)$  is shown for BRANE1, BRANE2 and LCDM. The model parameters are as in Fig. 2. For reference it should be noted that  $q = 0.5$  for SCDM while de Sitter space has  $q = -1$ .

$$q(z) = \frac{H'(z)}{H(z)}(1+z) - 1, \quad (52)$$

where  $H(z)$  is given by (28)–(38) for braneworld models, and by (39) & (45) for other models of dark energy; the derivative is with respect to  $z$ . The current value of the deceleration parameter is easily calculated to be

$$q_0 = \frac{3}{2}\Omega_m \left( 1 \pm \sqrt{\frac{\Omega_\ell}{\Omega_m + \Omega_\sigma + \Omega_\ell + \Omega_{\Lambda_b}}} \right) - 1, \quad (53)$$

where the lower and upper signs correspond to BRANE1 and BRANE2 models, respectively. Our results, shown in Fig. 5, indicate that at late times the BRANE1 (BRANE2) universe accelerates at a faster (slower) rate than LCDM (with identical  $\Omega_m$ ). Curiously, the BRANE1 universe shows an earlier transition from deceleration to acceleration than any of the other models. (For the given choice of parameters this transition takes place at  $z \simeq 1$  for BRANE1 and at  $z \simeq 0.7$  for LCDM. The BRANE2 model begins accelerating near the present epoch at  $z \simeq 0$ .) A related point of interest is that at  $z \gtrsim 2$  the deceleration parameter in BRANE1 marginally exceeds that in SCDM indicating that the BRANE1 model is decelerating at a faster rate than SCDM ( $q = 0.5$ ). In conventional models of dark matter this behaviour can occur only if the equation of state of the dark component is stiffer than dust, implying  $w > 0$  in (45), or if the universe is spatially closed. On the other hand, the current *acceleration* rate of BRANE1 in our example ( $q_0 \simeq -0.7$ ) significantly exceeds that of LCDM ( $q_0 \simeq -0.55$ ) with an identical value of  $\Omega_m = 0.3$  in both models. Within the framework of four-dimensional Einstein gravity, this situation can only arise if the equation of state of dark energy is strongly negative:  $w < -1$  in (45).

The unusual high- $z$  behaviour of the deceleration parameter in BRANE1 can be better understood if we consider the cosmological density parameter

$$\Omega_m(z) = \left[ \frac{H_0}{H(z)} \right]^2 \Omega_m(0)(1+z)^3, \quad (54)$$

where  $H(z)$  is given by (28)–(38) for braneworld models. From Fig. 6 we notice that, for  $z \gtrsim 1$ , the value of  $\Omega_m(z)$  in BRANE1 *exceeds* its value in SCDM ( $\Omega_m = 1$ ). This is precisely the redshift range during which  $q(z)_{\text{BRANE1}} > q(z)_{\text{SCDM}}$ . Thus, the rapid deceleration of BRANE1 at high redshifts can be partly attributed to the larger value of the matter density  $\Omega_m(z)$  at those redshifts, relative to SCDM.

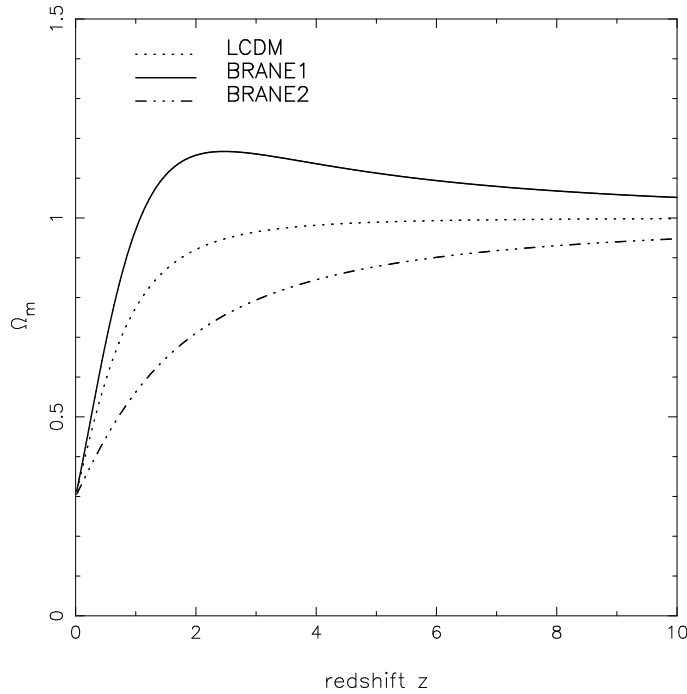


FIG. 6. The dimensionless matter density  $\Omega_m(z)$  is shown for the two braneworld models and LCDM. ( $\Omega_m = 1$  in SCDM.) Parameter values are the same as in previous figures. BRANE1 has the interesting feature that  $\Omega_m(z)$  *exceeds unity* for  $z \gtrsim 1$ .

Having established partial similarity of BRANE1 with phantom models at low redshifts, we can investigate the analogy further and calculate the effective equation of state of dark energy

$$w(z) = \frac{2q(z) - 1}{3[1 - \Omega_m(z)]}, \quad (55)$$

where  $\Omega_m(z)$  is given by (54). One notes that  $w(z)$  has a pole-like singularity at  $z \simeq 1$  for BRANE1, which arises because  $\Omega_m(z)$  crosses the value of unity at  $z \simeq 1$  (see Fig. 6). This demonstrates that the notion of ‘effective equation of state’ is of limited utility for this model. Equations (28), (29), (52), and (55) also illustrate the important fact that dark energy in braneworld models, though similar to phantom energy in some respects, differ from it in others. For instance, in both braneworld models,  $w(z) \rightarrow -0.5$  at  $z \gg 1$  and  $w(z) \rightarrow -1$  as  $z \rightarrow -1$ , whereas phantom energy has  $w(z) < -1$  at *all* times.

A useful quantity is the *current value* of the effective equation of state of dark energy in braneworld theories:

$$w_0 = \frac{2q_0 - 1}{3(1 - \Omega_m)} = -1 \pm \frac{\Omega_m}{1 - \Omega_m} \sqrt{\frac{\Omega_\ell}{\Omega_m + \Omega_\sigma + \Omega_\ell + \Omega_{\Lambda_b}}}, \quad (56)$$

where the lower and upper signs, as usual, correspond to BRANE1 and BRANE2 models, respectively. We easily see that  $w_0 < -1$  for BRANE1, whereas  $w_0 > -1$  for BRANE2.

### C. Disappearing Dark Energy

The braneworld models under consideration also admit the intriguing possibility that the current acceleration of the universe may not be a lasting feature. It may be recalled that most models of dark energy including the cosmological constant have the property that, once the universe begins to accelerate, it accelerates forever. As shown in a number of recent papers, an eternally accelerating universe is endowed with a cosmological event horizon which prevents the construction of a conventional S-matrix describing particle interactions within the framework of string or M-theory [25]. In this section we show that, provided the Randall–Sundrum constraint relation (41) is satisfied, the acceleration of the universe can be a transient phenomenon in braneworld models.

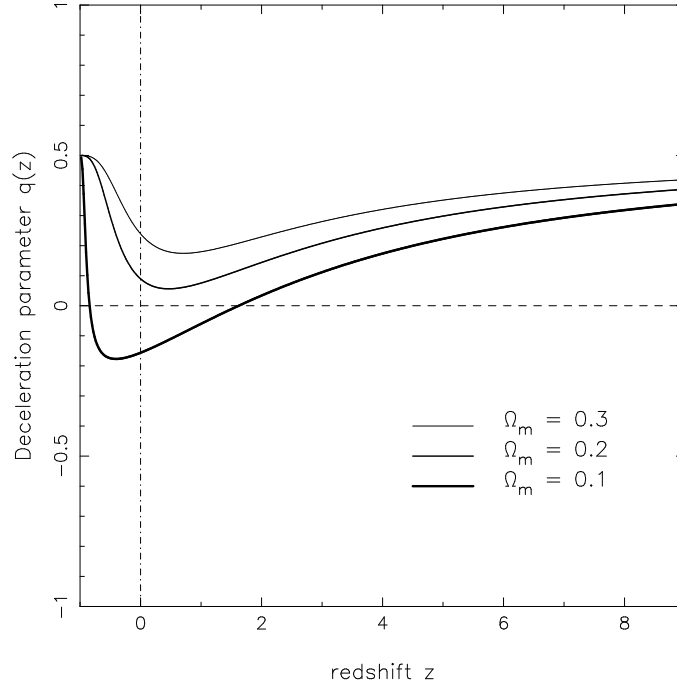


FIG. 7. The deceleration parameter is plotted as a function of redshift for the BRANE2 model with the Randall–Sundrum constraint (41),  $\Omega_{\Lambda_b} = 2$ , and  $(\Omega_m, \Omega_\ell) = (0.3, 1.2), (0.2, 1.6), (0.1, 1.98)$  (top to bottom). The vertical (dot-dashed) line at  $z = 0$  marks the present epoch, while the horizontal (dashed) line at  $q = 0$  corresponds to a Milne universe [ $a(t) \propto t$ ] which neither accelerates nor decelerates. Note that the universe *ceases to accelerate* and becomes matter dominated in the future.

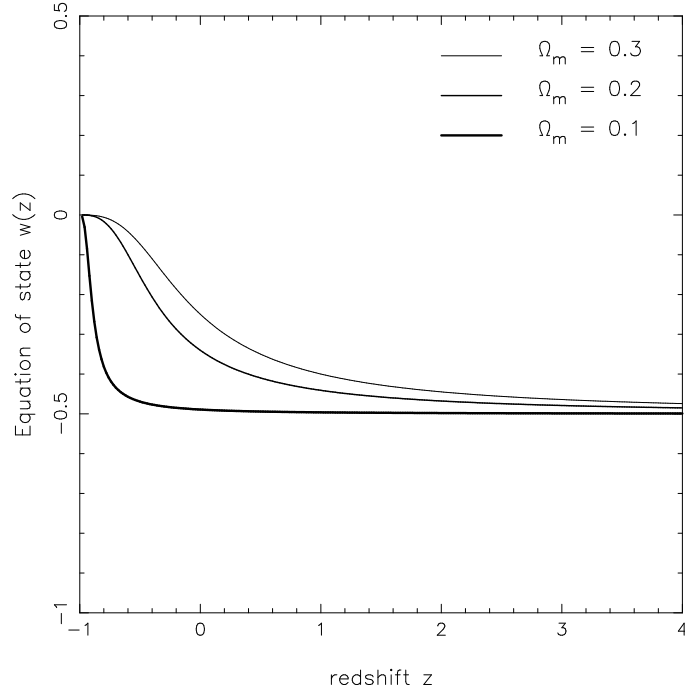


FIG. 8. The effective equation of state for dark energy in the BRANE2 model is shown as a function of redshift. Model parameters are as in the previous figure. Note that the past and future asymptotes of  $w(z)$  are quite different:  $w(z) \rightarrow -1/2$  for  $z \gg 0$ , while  $w(z) \rightarrow 0$  for  $z \rightarrow -1$ . Braneworld dark energy therefore effectively disappears in the future, giving rise to a matter dominated universe.

From Eqs. (28) and (29) we obtain the following asymptotic expressions for the Hubble parameter  $H_\infty$  as  $z \rightarrow -1$ , assuming that the universe expands forever:

$$\left(\frac{H_\infty}{H_0}\right)^2 = \Omega_\sigma + 2\Omega_\ell \pm 2\sqrt{\Omega_\ell} \sqrt{\Omega_\sigma + \Omega_\ell + \Omega_{\Lambda_b}}, \quad (57)$$

where the lower and upper signs correspond to BRANE1 and BRANE2 models, respectively. In applying the Randall-Sundrum constraint (41), we first consider the case where  $\Omega_\sigma > 0$ . Then

$$\Omega_\sigma = 2\sqrt{\Omega_\ell \Omega_{\Lambda_b}} \quad (58)$$

and

$$\left(\frac{H_\infty}{H_0}\right)^2 = 2\sqrt{\Omega_\ell} \left[ \sqrt{\Omega_\ell} + \sqrt{\Omega_{\Lambda_b}} \pm \left( \sqrt{\Omega_\ell} + \sqrt{\Omega_{\Lambda_b}} \right) \right]. \quad (59)$$

One can see that this expression vanishes for the lower sign. Thus, for positive  $\Omega_\sigma$ , it is the BRANE1 model that leads to vanishing effective cosmological constant in the future. However, in this case, the constraint equation (37) with  $\Omega_\kappa = 0$  becomes

$$\Omega_m - 2\sqrt{\Omega_\ell} \left( \sqrt{1 + \Omega_{\Lambda_b}} - \sqrt{\Omega_{\Lambda_b}} \right) = 1 \quad (60)$$

and implies  $\Omega_m > 1$ , which is hardly compatible with the observations.

In the case of  $\Omega_\sigma < 0$ , we have

$$\Omega_\sigma = -2\sqrt{\Omega_\ell \Omega_{\Lambda_b}} \quad (61)$$

and

$$\left(\frac{H_\infty}{H_0}\right)^2 = 2\sqrt{\Omega_\ell} \left( \sqrt{\Omega_\ell} - \sqrt{\Omega_{\Lambda_b}} \pm \left| \sqrt{\Omega_\ell} - \sqrt{\Omega_{\Lambda_b}} \right| \right). \quad (62)$$

If  $\Omega_\ell > \Omega_{\Lambda_b}$ , then this expression vanishes for the lower sign, which brings us back to the nonphysical BRANE1 models with  $\Omega_m > 1$ . The case  $\Omega_\ell > 1 + \Omega_{\Lambda_b}$  is compatible with the condition  $\Omega_m + \Omega_\sigma + \Omega_{\Lambda_b} < 0$ , which corresponds to BRANE1 (28) with the constraint equation (38). However, it can be shown that these conditions imply  $\Omega_m < 0$ , which is also physically unacceptable.

There remains the case of  $\Omega_\sigma < 0$  and  $\Omega_\ell < \Omega_{\Lambda_b}$ . In this case, expression (62) vanishes for the upper sign, which corresponds to BRANE2 models. The constraint equation (38) with  $\Omega_\kappa = 0$  now reads

$$\Omega_m + 2\sqrt{\Omega_\ell} \left( \sqrt{1 + \Omega_{\Lambda_b}} - \sqrt{\Omega_{\Lambda_b}} \right) = 1 \quad (63)$$

and implies  $\Omega_m < 1$ .

Therefore, BRANE2 with  $\Omega_\sigma < 0$  and  $\Omega_\ell < \Omega_{\Lambda_b}$ , provides us with an interesting example of a physically meaningful cosmological model in which the current acceleration of the universe is a *transient phenomenon*. An example of this behaviour as probed by the deceleration parameter is shown in Fig. 7, which demonstrates that the current period of cosmic acceleration takes place between two matter-dominated epochs. (Note that these models require the brane tension  $\sigma$  to be negative.)

Useful insight into the BRANE2 model is also provided by the effective equation of state of dark energy (55). Our results shown in Fig. 8 indicate that the past and future behaviour of dark energy in the braneworld universe can be very different. The past behaviour  $w(z) \rightarrow -0.5$  for  $z \gg 1$  arises because, in a spatially flat braneworld, the second most important contribution to braneworld expansion at high redshifts is caused by the  $(1+z)^{3/2}$  term in (29); see also [24]. The future behaviour  $w(z) \rightarrow 0$  as  $z \rightarrow -1$ , on the other hand, reflects the decreasing importance of dark energy as the universe expands. The acceleration of the universe is therefore a transient phenomenon which ends once the universe settles back into the matter dominated regime.

## V. CONCLUSIONS

In this paper, we have considered cosmological implications of a braneworld model described by action (1), which contains both bulk and brane curvature terms. The curvature term for the brane arises naturally, as a quantum correction from the matter part of the brane action, and significantly changes the behaviour of the braneworld theory. For example, as is well known, braneworld cosmology without this term deviates from general relativity at *large* matter densities, i.e., at early cosmological times; see Eq. (23). In our model, on the other hand, early cosmological evolution remains virtually unaffected for a broad range of parameters, significant deviations from standard cosmology appearing only during *later* times.

We restrict our attention to the important case where the brane forms the boundary of the five-dimensional bulk space. This is equivalent to endowing the bulk with the  $Z_2$  reflection isometry with respect to the brane. Interestingly, the presence of the curvature term in the action leads to two families of braneworld models. These two families (called BRANE1 & BRANE2) differ in the manner in which the brane forms the boundary of the five-dimensional bulk. For example, if a spatially three-spherical brane is embedded into the three-spherically symmetric bulk, then one can discard either the interior part of the bulk, or its exterior (asymptotically flat) part. In this example, the models which discard the exterior part leaving the interior were classified as BRANE1 models, while the complementary models were called BRANE2. Similar classification arises in the case of spatially flat and open braneworld models.

Braneworld models of dark energy considered in this paper have the interesting and unusual property that their luminosity distance  $d_L$  can *exceed* that in LCDM. This is unusual since, within the general-relativistic framework, the luminosity distance has this property *only if* the equation of state of dark energy is strongly negative ( $w < -1$ ). Caldwell [21] has shown that dark energy with  $w < -1$  (phantom energy) may in fact fit supernova observations better than LCDM. However, phantom energy is beset with a host of undesirable properties which makes this model of dark energy unattractive. We show that braneworld models have all the advantages and none of the disadvantages of phantom models and therefore endow dark energy with exciting new possibilities.

Recent investigations indicate that an eternally accelerating universe, which possesses a cosmological event horizon, prevents the construction of a conventional S-matrix describing particle interactions within the framework of string or M-theory [25]. In our paper we demonstrate that braneworld models can enter into a regime of accelerated expansion at late times *even if* the brane tension and the bulk cosmological constant are tuned to satisfy the Randall–Sundrum constraint on the brane. In this case, braneworld dark energy and the acceleration of the universe are *transient* phenomena. In this class of models, the universe, after the current period of acceleration, re-enters the matter dominated regime. We have shown that viable models realising this behaviour are those of BRANE2 type with negative brane tension. Thus braneworld models can reconcile a universe which is currently accelerating with the requirements of string/M-theory.

## ACKNOWLEDGMENTS

The authors acknowledge support from the Indo-Ukrainian program of cooperation in science and technology. We also thank Tarun Deep Saini for several useful discussions and for producing Figure 3.

- 
- [1] H. Collins and B. Holdom, Phys. Rev. D **62**, 105009 (2000) [[hep-ph/0003173](#)].
  - [2] Yu. V. Shtanov, *On brane-world cosmology*, [hep-th/0005193](#).
  - [3] R. M. Wald, *General Relativity*, The University of Chicago Press, Chicago (1984).
  - [4] A. D. Sakharov, Dokl. Akad. Nauk SSSR. Ser. Fiz. **177**, 70 (1967) [Sov. Phys. Dokl. **12**, 1040 (1968)]; reprinted in: Usp. Fiz. Nauk **161**, 64 (1991) [Sov. Phys. Usp. **34**, 394 (1991)]; Gen. Rel. Grav. **32**, 365 (2000).
  - [5] N. D. Birrell and P. C. W. Davies, *Quantum Fields in Curved Space*, Cambridge University Press, Cambridge (1982).
  - [6] S. W. Hawking, T. Hertog, and H. S. Reall, Phys. Rev. D **62**, 043501 (2000) [[hep-th/0003052](#)].
  - [7] G. Dvali, G. Gabadadze, and M. Porrati, Phys. Lett. B **485**, 208 (2000) [[hep-th/0005016](#)]; G. Dvali and G. Gabadadze, Phys. Rev. D **63**, 065007 (2001) [[hep-th/0008054](#)].
  - [8] L. Randall and R. Sundrum, Phys. Rev. Lett. **83**, 3370 (1999) [[hep-ph/9905221](#)]; Phys. Rev. Lett. **83**, 4690 (1999) [[hep-th/9906064](#)].
  - [9] P. Binétruy, C. Deffayet, and D. Langlois, Nucl. Phys. B **565**, 269 (2000) [[hep-th/9905012](#)]; C. Csáki, M. Graesser, C. Kolda, and J. Terning, Phys. Lett. B **462**, 34 (1999) [[hep-ph/9906513](#)]; J. M. Cline, C. Grojean, and G. Servant, Phys.

- Rev. Lett. **83**, 4245 (1999) [[hep-ph/9906523](#)]; P. Binétruy, C. Deffayet, U. Ellwanger, and D. Langlois, Phys. Lett. B **477**, 285 (2000) [[hep-th/9910219](#)].
- [10] T. Shiromizu, K. Maeda, and M. Sasaki, Phys. Rev. D **62**, 024012 (2001) [[hep-th/9910076](#)].
- [11] R. Maartens, D. Wands, B. A. Bassett, and I. P. C. Heard, Phys. Rev. D **62**, 041301 (2000) [[hep-ph/9912464](#)]; E. J. Copeland, A. R. Liddle and J. E. Lidsey, Phys. Rev. D **64** 023509 (2001) [[astro-ph/0006421](#)]; R. Maartens, V. Sahni, and T. D. Saini, Phys. Rev. D **63** 063509 (2001) [[gr-qc/0011105](#)]; G. Huey and J. Lidsey, Phys. Lett. B **514**, 217 (2001) [[astro-ph/0104006](#)]; V. Sahni, M. Sami, and T. Souradeep, Phys. Rev. D **65** 023518 (2002) [[gr-qc/0105121](#)].
- [12] Yu. V. Shtanov, *Closed system of equations on a brane*, [hep-th/0108153](#).
- [13] Yu. V. Shtanov, *Flat vacuum branes without fine tuning*, [hep-th/0108211](#).
- [14] V. Sahni and L. A. Kofman, Phys. Lett. A **117**, 275 (1986).
- [15] A. A. Starobinsky, Phys. Lett. B **91**, 99 (1980).
- [16] H. Nariai, Sci. Rep. Tohoku Univ. **34** 160 (1950); *ibid.* **35**, 62 (1951).
- [17] L. A. Kofman, V. Sahni, and A. A. Starobinsky, Sov. Phys. JETP **58**, 1095 (1983).
- [18] V. Sahni and A. A. Starobinsky, Int. J. Mod. Phys. D **9**, 373 (2000) [[astro-ph/9904398](#)].
- [19] A. Riess *et al.*, Astron. J. **116**, 1009 (1998) [[astro-ph/9805201](#)]; S. J. Perlmutter *et al.*, Astrophys. J. **517**, 565 (1999) [[astro-ph/9812133](#)].
- [20] X. Wang, M. Tegmark, and M. Zaldarriaga, *Is cosmology consistent?*, [astro-ph/0105091](#).
- [21] R. R. Caldwell, *A phantom menace?*, [astro-ph/9908168](#).
- [22] I. Maor, R. Brustein, J. McMahon, and P. J. Steinhardt, *Measuring the equation-of-state of the universe: Pitfalls and prospects*, [astro-ph/0112526](#).
- [23] B. McInnes, *The dS/CFT correspondence and the big smash*, [hep-th/0112066](#).
- [24] C. Deffayet, G. Dvali, and G. Gabadadze, *Accelerated universe from gravity leaking to extra dimensions*, [astro-ph/0105068](#); C. Deffayet, S. J. Landau, J. Raux, M. Zaldarriaga, and P. Astier, *Supernovae, CMB, and Gravitational Leakage into Extra Dimensions*, [astro-ph/0201164](#).
- [25] W. Fischler, A. Kashani-Poor, R. McNees, and S. Paban, JHEP **0107**, 3 (2001) [[hep-th/0104181](#)]; J. Ellis, N. E. Mavromatos, and D. V. Nanopoulos, *String theory and an accelerating universe*, [hep-th/0105206](#); J. M. Cline, JHEP **0108**, 35 (2001) [[hep-ph/0105251](#)]; X.-G. He, *Accelerating universe and event horizon*, [astro-ph/0105005](#).