

Spectral properties of the Narrow-Line Seyfert 1 Quasar PG1211+143

A. Janiuk ¹, B. Czerny ¹, G.M. Madejski ²

1) *N. Copernicus Astronomical Centre, Bartycka 18, 00-716, Warsaw, Poland*

2) *Stanford Linear Accelerator Center, 2575 Sand Hill Road, Menlo Park, CA 94025, USA*

Abstract

We propose a theoretical model to explain the spectrum of the quasar PG1211+143 emitted in the Optical/X-ray bands. In particular, we suggest that the inner accretion disk may develop a warm, optically thick skin, which produces a profound emission feature observed in the soft X-ray band. This is well modelled with the Comptonized black body emission.

The same warm, mildly ionized medium may also be responsible for the hard X-ray reflection and the presence of the iron K_α line. However, in our model it still remains an open question, whether the seed photons for Comptonization come from the cold accretion disc or from the hotter plasma. High resolution spectroscopy available through the Chandra and XMM data may provide now an independent test of the physical conditions in the Comptonizing and reflecting warm skin.

1 Introduction

The Narrow Line quasar PG1211+143 is a very good candidate to study the broad band emission and variability properties due to a rich sample of observational data available for this object. The source exhibits particularly strong hard optical spectrum and profound steep soft X-ray emission (Elvis, Wilkes, & Tananbaum 1985). It has been frequently argued that the optical/UV and soft X-ray emission form a single Big Blue Bump component which extends across the unobserved XUV band (Bechtold et al. 1987), and strongly dominates the bolometric luminosity. However, the nature of the soft X-ray emission below ~ 1 keV is still not determined unambiguously, because any interpretation relies on extrapolating the spectrum over a decade in frequency through the unobserved XUV band.

Detailed analysis of the broad band spectra of Seyfert 1 galaxy NGC 5548 (Magdziarz et al. 1998) led to the conclusion that the optical/UV spec-

trum is well modeled by an accretion disk, and the hard X-rays are reproduced by standard thermal Comptonization. However, an additional component is needed to model the soft X-ray source: the most viable candidate here is another, optically thick Comptonizing medium possibly associated with the transition between the disk and the hot plasma.

Here we investigate if a similar model also applies to PG1211+143, and if this model is unique. We have analyzed the data from the ROSAT satellite, which span the period 1991-1993, ASCA observation from June 1993 and RXTE observation from August 1997. The ROSAT and ASCA spectral data were reduced using the standard software package, where for ASCA, we used data from all four detectors (SIS0/1 and GIS2/3) fitted simultaneously. For RXTE observation we use the spectrum derived from the summed Proportional Counter Array (PCA) data analyzed in a standard manner (including the background subtraction), using the FTOOL script REX. All analysis of the spectral X-ray data was done using the XSPEC software package, version 10.0 (Arnaud 1996). The details are given in Janiuk et al. 2001.

2 Results of the spectral analysis

The spectral fitting best model results are given in Tables 1 and 2. For the ASCA/ROSAT we supplement the COMPTT component with an underlying hard X-ray power law component characterized by its photon index, and assume fixed Galactic absorption with $N_H = 2.8 \times 10^{20} \text{ cm}^{-2}$. In case of RXTE data we adopted the composite model consisting of a primary soft component (described as a Comptonized black body), power law continuum, and the Compton – reflected spectrum with the iron $K\alpha$ line included (Życki, Done & Smith 1997; 1998).

The reprocessed spectrum is parameterized by the ionization parameter $\xi = L_X/n_e r^2$ and the reflection amplitude $R = \Omega/2\pi$. The outer disk radius, as before, was fixed at $10^4 R_g$ and the power law index, describing the incident flux as a function of radius was fixed at the value -3.0. However, the inclination angle and the inner radius of the reflecting disk surface were allowed to vary. The iron line energy is not a free parameter, but it depends on the ionization state of the reflecting medium. Its profile is connected with the assumed geometrical parameters: inner radius of accretion disc and viewing angle.

The amplitude of reflection is consistent with 1.0, and the reflecting area extends down to the marginally stable orbit which means that the disk is probably not disrupted. However, its surface (at least in the inner parts dominating the reflection) is considerably ionized ($\xi \sim 500$), and the neutral reflection is excluded at a 90% confidence level. For such a case, the resulting iron line energy corresponds to the domination of Fe XXII ions and its rest frame energy is $E \sim 6.7 \text{ keV}$, while the line equivalent width is $EW \sim 150 \text{ eV}$. The inclination angle of the disk is low, i.e. we see the disk essentially face on.

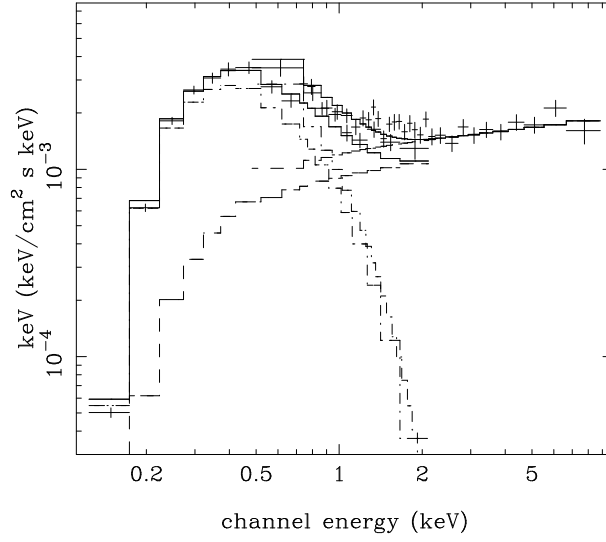


FIGURE 1. The model of the combined ROSAT/ASCA data (see Table 1).

Results of simultaneous spectral fitting to ASCA and ROSAT data

Γ	kT_{soft} [keV]	kT [keV]	τ	χ^2_ν
1.88 ± 0.05	< 0.02	0.15 ± 0.01	21 ± 2	1.18

Results of simultaneous fitting to ASCA and RXTE data

Γ	kT_{soft} [keV]	kT [keV]	τ	R	ξ	$\cos i$	R_{in} [R_g]	χ^2_ν
2.18 ± 0.03	< 0.03	0.13 ± 0.05	12 ± 5	$0.85^{+0.65}_{-0.55}$	500^{+600}_{-450}	0.9 ± 0.1	$6.02^{+4.0}_{-0.0}$	1.04

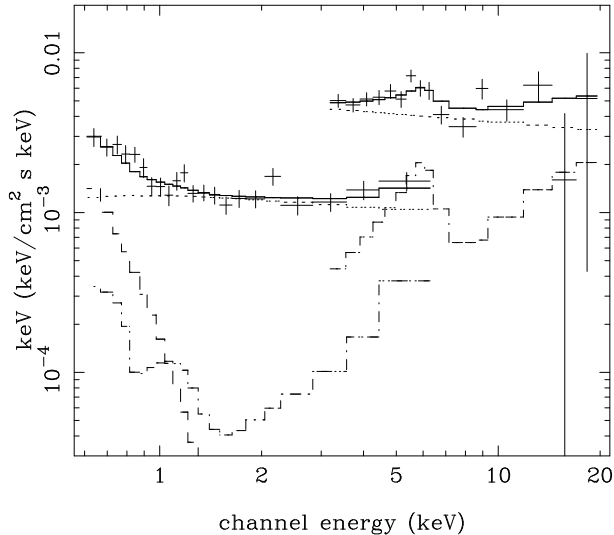


FIGURE 2. The model fit (continuous histogram) to the combined non-simultaneous ASCA/XTE data (see Table 2). Dashed histogram shows the contribution of the soft COMPTT component, dotted-dashed histogram - the reflection component and dots mark the hard X-ray power law.

3 The broad band spectrum

For the purpose of a broad band, Optical/UV/X-ray model, we add a new component, which essentially has a form of standard accretion disk of Shakura & Sunyaev (1973) around a non-rotating black hole. We assume that the disk, whether it is or it is not covered by the ionized skin, radiates locally as a black body.

We assume that the emission of the standard cold disk is only detectable from radii larger than certain R_{ion} . The gravitational energy dissipated above R_{ion} is directly re-emitted by the disk, while the energy dissipated below R_{ion} has to provide the energy source for hard X-ray emission and Comptonizing medium. The disk parameters are therefore: the black hole mass M , the mass accretion rate \dot{M} , and R_{ion} . We assume a face-on view of the accretion disk, and the distance to the source calculated assuming $H_o = 75 \text{ km s}^{-1} \text{ Mpc}^{-1}$.

In the upper panel of the Figure spec2 we plot the broad band spectrum of PG1211+143, constructed for the case of the maximum value of temperature of the seed photons undergoing Comptonization. In this case there is a clear gap between the UV and soft X-ray band, which would be seen as a local minimum in the continuum around $2 \times 10^{-2} \text{ keV}$. The bolometric luminosity measured between 10 000 Å and 100 keV (assuming an extrapolation of the measured hard X-ray power law) is $1.5 \times 10^{45} \text{ erg s}^{-1}$. The mass of the black hole is

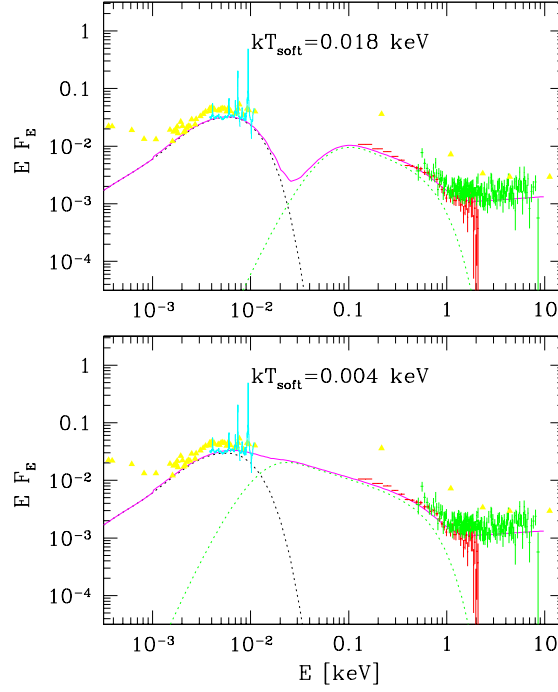


FIGURE 3. The broad band spectrum of PG1211+143 in the IR - X range. In the lower panel we show the model calculated assuming that the accretion disk provides seed photons for Comptonization by the hot plasma. In the upper panel we show the model which assumes that the soft photons are emitted in the hotter plasma. The solid triangles are data points from Elvis et al. (1994). The UV spectrum with emission lines are the HST data (Bechtold & Dobrzycki 2000, private communication) and the crosses are the X-ray data from ASCA and ROSAT. The Comptonized disk model was fitted to the X-ray data. In both cases, absorption in soft X-rays is neglected in the plot, and for the modeling purposes, the X-ray data were corrected for absorption. Optical/UV spectrum was modeled with a standard disk. Thick solid line is the sum of all model components.

$2.2 \times 10^8 M_\odot$, the accretion rate is $0.4 M_\odot \text{ yr}^{-1}$, and $R_{ion} = 28 R_g$. L/L_{Edd} ratio in this solution is 0.05. About 50 % of the energy is dissipated in the black body component of the disk.

In the lower panel of Figure spec2 we show the broad band spectrum determined under the assumption that cold disk itself provides the seed photons for Comptonization, i.e. the soft photon temperature is given by the effective temperature of the inner disk. Such a spectrum forms a continuous Big Blue Bump extending from the optical/UV to soft X-ray band. The bolometric luminosity of the source is in this case higher, $1.9 \times 10^{45} \text{ erg s}^{-1}$. The mass of the black hole is $1.5 \times 10^8 M_\odot$, the accretion rate is $0.54 M_\odot \text{ yr}^{-1}$, and $R_{ion} = 42 R_g$. L/L_{Edd} ratio in this solution is equal to 0.10. About 30 % of the energy is directly emitted by a black body outer disk, while 60 % is in the Comptonized component and ~ 10 % in the hard X-ray power law.

Both fits presented above reproduce the broad band spectral data well. We note that all intermediate solutions are also possible and at a level of pure data analysis, we cannot reject any of the above possibilities.

4 Conclusions

Our spectral analysis requires the existence of a number of various plasma zones: (1) very hot plasma, responsible for the hard X-ray emission, (2) moderately hot, moderately dense plasma responsible for Comptonization, (3) moderately hot plasma responsible for reflection and (4) a cold, dense disk. It is natural to pose the question whether the components (2) and (3) are actually the same medium but parameterized differently in the spectral fits. Such interpretation clearly simplifies the geometry of the flow. The accreting stream consists simply of the outer black body disk and an inner disk which develops very optically thick ($\tau \sim 10$), warm skin ($T \sim 10^6 \text{ K}$). A small fraction of energy is released in the form of hard X-ray emission above this skin. A possible schematic view of the flow is shown in Figure fig:geom.

REFERENCES

- Bechtold J., Czerny B., Elvis M., Fabbiano G., Green R.F., 1987, ApJ, 314, 699
 Elvis M. Wilkes B., McDowell J.C., Green, R. F., Bechtold J., Willner S. P., Oey M. S., Polonski E., Cutri R., 1994, ApJS, 95, 1.
 Janiuk A., Czerny B., Madejski G.M., 2001, ApJ, 557, 408
 Magdziarz P., Blaes O.M., Zdziarski A.A., Johnson W.N., Smith D.A., 1998, MNRAS, 301, 179

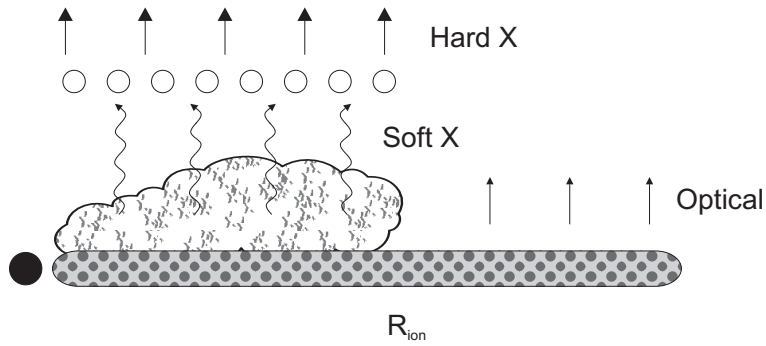


FIGURE 3. The geometry of the accretion flow in PG1211+143 consistent with the spectral model presented in Fig.

spec2. The optical flux is emitted by the cold accretion disk ($T \sim 10^4$ K). The disk is the source of seed photons for the hot Comptonizing cloud ($T \sim 10^6$ K, $\tau \sim 20$), which extends below the transition radius R_{ion} . The hard X-ray flux is emitted by the hot flare region ($T \sim 10^9$ K) and are partially reflected by the cloud ($\xi \sim 500$, $\Omega/2\pi \sim 1$).