

Meridional flow and differential rotation by gravity darkening in fast rotating solar-type stars

G. Rüdiger¹ and M. Küker^{1,2}

¹ Astrophysikalisches Institut Potsdam, An der Sternwarte 16, D-14482 Potsdam, Germany

² Astrophysikalisches Institut und Universitätssternwarte, Schillergässchen 2-3, 07745 Jena, Germany

Received date; accepted date

Abstract. An explanation is presented for the rather strong total surface differential rotation of the observed very young solar-type stars like AB Dor and PZ Tel. Due to its rapid rotation a nonuniform energy flux leaves the stellar core so that the outer convection zone is nonuniformly heated from below. Due to this ‘gravity darkening’ of the equator a meridional flow is created flowing equatorwards at the surface and thus accelerating the equatorial rotation. The effect linearly grows with the normalized pole-equator difference, ϵ , of the heat-flux at the bottom of the convection zone. A rotation rate of about 9 h leads to $\epsilon = 0.1$ for a solar-type star. In this case the resulting equator-pole differences of the angular velocity at the stellar surface, $\delta\Omega$, varies from unobservable 0.005 day^{-1} to the (desired) value of 0.03 day^{-1} when the dimensionless diffusivity factors c_ν and c_χ vary between 1 and 0.1 (standard value $c_\nu \simeq c_\chi \simeq 0.3$, see Table 1.) In all cases the related temperature differences between pole and equator at the surface are unobservably small.

The (clockwise) meridional circulation which we obtain flows opposite to the (counterclockwise) circulation appearing as a byproduct in the Λ -theory of the nonuniform rotation in outer convection zones. The consequences of this situation for those dynamo theories of stellar activity are discussed which work with the meridional circulation as the dominant magnetic-advection effect in latitude to produce the solar-like form of the butterfly diagram.

Key words. Hydrodynamics, Stars: rotation, Stars: pre-main sequence, Stellar activity

1. Introduction

In a series of papers the internal rotation of outer convection zones of cool stars have been derived using a consistent mixing-length model of Reynolds stress and convective heat transport in a rotating convection zone that takes into account the effect of the Coriolis force on the convective motions (Küker et al. 1993, Kitchatinov & Rüdiger 1995 (KR95), Kitchatinov & Rüdiger 1999 (KR99)). In the KR95 model, the deviation of the heat flux from spherical symmetry causes a small horizontal temperature gradient, which partly neutralizes the rotational shear as the force that drives the meridional flow. As a result, the model reproduces the original Küker et al. (1993) result with only one free parameter, the mixing-length parameter α_{MLT} .

KR99 found the total shear,

$$\delta\Omega = \Omega_{\text{eq}} - \Omega_{\text{Pole}}, \quad (1)$$

to be only rather weakly dependent on the rotation period, Ω . Collier Cameron et al. (2001) have combined measurements of differential rotation for the pre-main-sequence stars RX J1508-4423, AB Dor, and PZ Tel with the sample of main-sequence stars from Donahue et al. (1996) and argue that the discrepan-

cies between the KR99 result and the relation between shear and rotation rate derived by Donahue et al. (1996) may be due to the mix of G and K stars in the latter paper. They suggest that $\delta\Omega$ may indeed be constant with rotation rate but vary with spectral type and derive values for G and K dwarfs that differ by a factor of three, the K dwarfs rotating more rigidly. His discussion of the sample of photometric data for several classes of stars has led Hall (1991) to the surprisingly flat distribution profile $\delta\Omega \propto \Omega^{0.15}$. Further observations must decide how flat the $\delta\Omega - \Omega$ relation for solar-type stars really is.

In Fig. 1 the equator-pole differences (1) for the known rapid rotators are plotted in comparison to the results of the simulations by KR99. Obviously, the rapid rotators exhibit more differential rotation than the computations predict. One could believe – and we do – that another reason for differential rotation exists, which becomes important only for very rapid rotation.

In the present paper the idea is adopted that for very fast rotation a nonuniform energy flux leaves the stellar radiative core (‘gravity darkening’), thus heating from below the stellar convection zone nonuniformly (Stępień et al. 1997). This way, a meridional circulation should arise in the convection zone which even by itself produces a nonuniform surface rotation (Kippenhahn 1963). We shall see that an accelerated equator

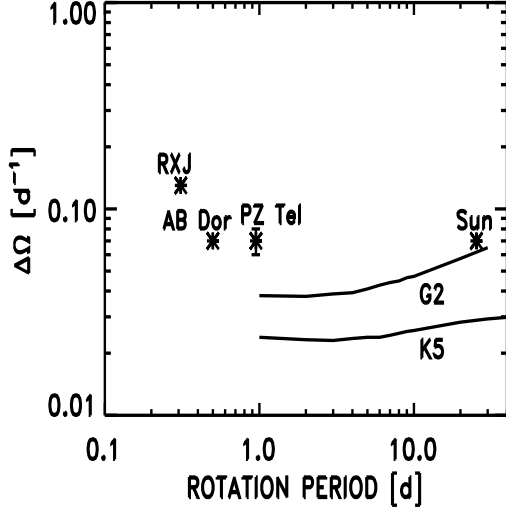


Fig. 1. The total equator-pole difference of the surface angular velocity (1) versus the period τ_{rot} of the basic rotation after the model in KR99 and as observed

is the natural consequence with an amplitude explaining indeed the surprisingly steep surface rotation laws which are performed by the fast rotators.

2. The Model

In the diffusion approximation the radiative flux in a radiative stellar shell is proportionate to the gradient of the temperature which itself is a function of the total gravitational potential $\phi = \psi - \int_0^s \Omega^2 s' ds'$. Hence

$$\mathbf{F} = f(\phi) \nabla \phi = -f(\phi) \mathbf{g}^{\text{eff}} \quad (2)$$

with the effective gravity acceleration $\mathbf{g}^{\text{eff}} = \mathbf{g} - \Omega^2 \mathbf{s}$. A convection zone above the radiative core is thus more intensely heated from below at the pole and it is less intensely heated from below at the equator. The intensity of this effect is given by the dimensional parameter

$$\epsilon = \frac{\Omega^2 R}{g}. \quad (3)$$

Its value for solar-type stars is $\epsilon \simeq 0.014 / (\tau_{\text{rot}} / \text{day})^2$ with τ_{rot} as the rotation period. For the very rapid rotation of 0.1 days the ϵ is of order unity and the star breaks off. In our computations the rotation parameter ϵ is considered as a free parameter, the models concern to a star with a rotation period of 9 h, i.e. $\epsilon \simeq 0.1$. The same value would be true for a K giant with 19 days rotation period. The K0 giant KU Peg, however, has only $\epsilon = 0.04$ (see Weber & Strassmeier, 2001, for differential rotation and meridional flow¹).

2.1. The transport equations

We use the mean-field formulation of hydrodynamics, i.e. apply an appropriate averaging procedure to split the velocity field into a mean and a fluctuating part. The mean velocity field, $\bar{\mathbf{u}}$, is then governed by the Reynolds equation,

$$\rho \left[\frac{\partial \bar{\mathbf{u}}}{\partial t} + (\bar{\mathbf{u}} \cdot \nabla) \bar{\mathbf{u}} \right] = -\nabla \cdot (\rho \mathbf{Q}) - \nabla p + \rho \mathbf{g}, \quad (4)$$

where $Q_{ij} = \langle u'_i u'_j \rangle$ is the correlation tensor of the velocity fluctuations, \mathbf{u}' .

As the density distribution is spherically symmetric, and the gas motion is dominated by the global rotation, we assume axisymmetry for the mean velocity and temperature. The velocity field can then be described as a superposition of a rotation and a meridional flow, $\bar{\mathbf{u}} = r \sin \theta \Omega \hat{\phi} + \bar{\mathbf{u}}^{\text{m}}$, where $\hat{\phi}$ is the unit vector in the azimuthal direction. The azimuthal component of the Reynolds equation expresses the conservation of angular momentum:

$$\frac{\partial (\rho r^2 \sin^2 \theta \Omega)}{\partial t} + \nabla \cdot \mathbf{t} = 0, \quad (5)$$

where $\mathbf{t} = \rho r \sin \theta \left[r \sin \theta \Omega \bar{\mathbf{u}}^{\text{m}} + \langle u'_\phi \mathbf{u}' \rangle \right]$. As the mass density varies with depth but not with time, mass conservation requires $\nabla \cdot (\rho \bar{\mathbf{u}}) = 0$. The meridional circulation can then be expressed by a stream function A . The stream function and the vorticity ω are related via the equation

$$D A - \frac{1}{\rho r} \frac{\partial \rho}{\partial r} \frac{\partial A}{\partial r} - \frac{1}{\rho r} \frac{\partial \rho}{\partial r} A = -\rho \omega, \quad (6)$$

where $D = \Delta - 1/(r^2 \sin^2 \theta)$.

The correlation tensor \mathbf{Q} consists of a viscous and a non-viscous part. The eddy viscosity tensor,

$$Q_{ij}^{\nu} = -\mathcal{N}_{ijkl} \frac{\partial \bar{u}_k}{\partial x_l}, \quad (7)$$

has been calculated by Kitchatinov et al. (1994). It is here simplified to $\mathcal{N} = \nu_{\text{T}} (\delta_{ik} \delta_{jl} + \delta_{il} \delta_{jk})$ ignoring the effect of the basic rotation to the tensorial structure. For the eddy viscosity ν_{T} the mixing-length expression

$$\nu_{\text{T}} = c_{\nu} \tau_{\text{corr}} u_{\text{T}}^2 \quad (8)$$

is used where as usual τ_{corr} is the convective turnover time and u_{T}^2 the turbulence intensity. The dimensionless parameter c_{ν} is free but it should not exceed unity. Its standard value is 0.3 but under the influence of rotation also smaller values are possible. The non-viscous Λ -effect is the main source of differential rotation. In order to select the influence of the gravity darkening of the equator it is neglected, however, in the following calculations.

The convective heat transport is described by the transport equation

$$\rho T \frac{\partial s}{\partial t} + \rho T \mathbf{u} \cdot \nabla s = -\nabla \cdot (\mathbf{F}^{\text{conv}} + \mathbf{F}^{\text{rad}}) + q, \quad (9)$$

where q is the source function. In case of a perfectly adiabatic stratification the entropy is constant throughout the whole

¹ Equatorial acceleration and poleward flow, quite similar as at the Sun

convection zone. Standard mixing-length theory does not include the rotational influence on the turbulent heat transport. Kitchatinov et al. (1994) have applied the same turbulence model as in their calculation of the Reynolds stress and found

$$\mathbf{F} = \rho T \chi_T \nabla s, \quad (10)$$

where

$$\chi_T = c_\chi \tau_{\text{corr}} u_T^2 \quad (11)$$

is the mixing-length expression for the heat conductivity coefficient in a slowly rotating convection zone, i.e. $\Omega^* \ll 1$. Again c_χ is a free parameter. More details of the corresponding thermodynamics are given by Küker & Stix (2001).

2.2. Model of the convection zone and boundary conditions

KR95 used a simplified model of the convection zone which is derived from the full model by solving the equations

$$\frac{dT}{dr} = -\frac{g(r)}{C_p}, \quad \frac{dg}{dr} = -2\frac{g}{r} + 4\pi G\rho, \quad \rho = \rho_e \left(\frac{T}{T_e}\right)^{\frac{1}{\gamma-1}}$$

from a starting point x_e , where the reference values g_e , ρ_e and T_e are taken from a standard solar model. Together with the opacity law, $\kappa = 0.34(1 + 6 \times 10^{24} \rho T^{-7/2})$ cgs, this gives a stratification quite close to that of the model the reference values were taken from.

We additionally require that both the upper and lower boundaries are stress-free,

$$Q_{r\phi} = Q_{r\theta} = 0. \quad (12)$$

As boundary condition for the heat flux we require that the total flux through the outer boundary is equal to the total luminosity

$$F_r^{\text{tot}}(r) = \frac{L}{4\pi r^2}. \quad (13)$$

At the inner boundary the condition is now

$$F_r^{\text{tot}} = \frac{L}{4\pi r_e^2} \left(1 + \frac{\epsilon}{\epsilon + 3} (3 \cos^2 \theta - 1) \right). \quad (14)$$

The parameter ϵ here gives the normalized difference between the heat flows at the poles and the equator,

$$\epsilon = \frac{F_r^{\text{tot}}(\text{pole}) - F_r^{\text{tot}}(\text{eq})}{F_r^{\text{tot}}(\text{eq})}. \quad (15)$$

We have also tried the outer boundary condition of KR95,

$$F_r^{\text{tot}}(r_e) = \frac{L}{4\pi r_e^2} \left(1 + 4 \frac{T \delta s}{C_p T_{\text{eff}}} \right) \quad (16)$$

and found only small differences. However, (16) does not ensure that the luminosity is constant with radius and the solutions show a slow drift in the total entropy while with (13) a stationary state is reached after a few diffusion times.

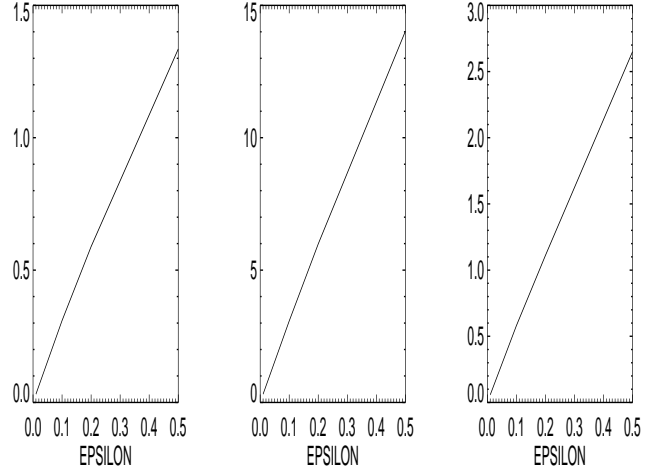


Fig. 2. LEFT: The difference between the rotation rates at the equator and the poles in deg/day. MIDDLE: The maximum value of the meridional flow velocity at the surface in m/s. RIGHT: The maximum value of the meridional flow velocity at the bottom in m/s. $c_\nu = c_\chi = 1$

3. Results

The results for $c_\nu = c_\chi = 1$ are given in Fig. 2. We observe a nearly linear relation of the total equator-pole difference of the angular velocity and the amplitudes of the latitudinal drift at the bottom and the top of the convection zone with the darkening parameter ϵ . We find

$$u_{\text{top}} \simeq 31 \epsilon \left[\frac{\text{m}}{\text{s}} \right] \quad (17)$$

and

$$\delta\Omega \simeq 0.058 \epsilon \left[\text{day}^{-1} \right]. \quad (18)$$

Both effects, of course, are negligible for the present-day Sun ($\epsilon \simeq 10^{-5}$) but for rapid rotators with (say) $\epsilon \simeq 0.5$ the effects should be observable. With (3) for solar-type stars it is

$$\delta\Omega = 7.9 \cdot 10^{-4} \frac{\text{day}}{\tau_{\text{rot}}^2}. \quad (19)$$

For $\tau_{\text{rot}} = 12$ h one finds $\delta\Omega \simeq 0.003 \text{ day}^{-1}$, a value which cannot explain the situation described in Fig. 1. For rotation periods exceeding 0.5 day and for the used turbulence model the gravity darkening effect seems not to play an important role. As we shall see below, remarkably higher values for the equator-pole-difference are possible for modified turbulence parameters but only up to a factor of 6.

Another finding concerns the meridional flow. It has to do with the idea to interpret the solar butterfly diagram as the result of a meridional circulation (equatorwards at the bottom of the convection zone) rather than as an intrinsic property of the $\alpha\Omega$ -dynamo (Wang et al. 1991, Choudhuri et al. 1995, Dikpati & Charbonneau 1999). To this end the eddy diffusivity in the convection zone must be much smaller than currently believed. A typical value of a suitable magnetic Prandtl number with which

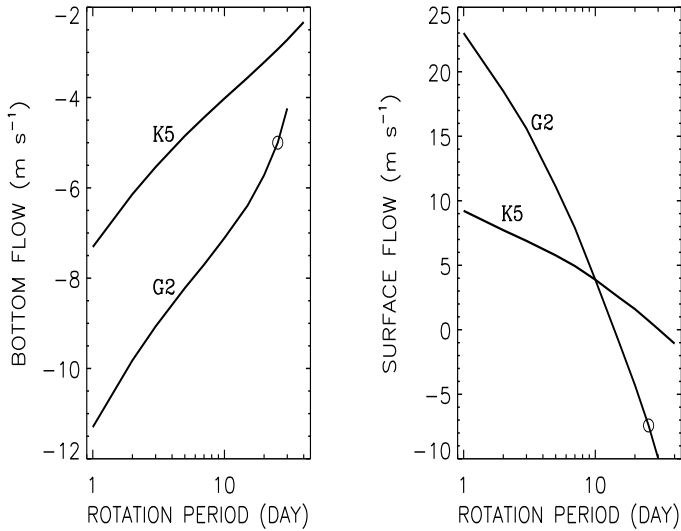


Fig. 3. The meridional circulation at mid-latitudes (45°) at the bottom (LEFT) and the top (RIGHT) of the convection zone for both a solar model and a K5 main-sequence star as a function of rotation period (KR99). The circle represents the present-day Sun. The flow at the bottom is equatorwards (as it is the flow at the surface, there are 2 cells in radius)

Table 1. Meridional flow at top and bottom of the convection zone, equator-pole differences of angular velocity and temperature for $\epsilon = 0.1$ (rotation period of $\simeq 9$ h). Poleward circulation is marked with a minus

c_ν	0.1	0.1	0.3	1	1
c_χ	0.1	0.3	0.3	1	0.3
Pr	1	0.3	1	1	3
u_{top} [m/s]	+10	+4.1	+5.3	+3.1	+7.3
u_{bot} [m/s]	-1.3	-0.46	-0.81	-0.58	-1.50
$\delta\Omega$ [day $^{-1}$]	0.03	0.013	0.012	0.005	0.010
δT [K]	2	1	1	0.5	1

meridional flows of amplitude of 10 m/s become magnetohydrodynamically important is about 50 (Küker et al. 2001). The equatorward bottom drifts for stars with various rotation rates are given in Fig. 3. It varies from 5 m/s for the present-day Sun to 11 m/s for a very young solar-type star. The bottom drift for the gravity darkening effect scales as

$$u_{\text{bot}} \simeq -5.8 \cdot \epsilon \quad (20)$$

in m/s. It flows opposite to the meridional flow induced by the Λ -effect, without nonuniform heating from below. As a result of the nonuniform heating the influence of the meridional flow onto the migration of the stellar toroidal field belts is reduced. A new and interesting question is whether the total meridional flow can change its sign by the influence of nonuniform heating. The amplitude (20), however, seems to be too small to overcompensate 10 m/s even for the fastest rotation.

We have thus to vary the free eddy diffusion parameters c_ν and $c_\chi = c_\nu/\text{Pr}$. The results for a variety of parameters c_ν and Pr are presented in Table 1. In all cases they are written for $\epsilon = 0.1$, i.e. for a rotation period of about 9 h. There are no strong dependencies of the results on the input parameters c_ν and Pr. We have given in Table 1 also the heat conductivity parameter $c_\chi = c_\nu/\text{Pr}$. Indeed, the equator-pole difference of the rotation rate has an inverse trend with c_χ . For $c_\chi = 1$ we find only 50% of $\delta\Omega$ resulting for $c_\chi = 0.3$. For $c_\chi = 0.1$ the factor of the corresponding $\delta\Omega$ is 6, very close to the observations.

On the other hand, there is a clear trend of the meridional circulation at the bottom of the convection zone with the turbulent Prandtl number. When the Prandtl number grows by a factor of 10 the bottom drift increases by a factor of 3. One can also find the reduction of the meridional flow for decreasing viscosity first described by Köhler (1969). His models demonstrate a distinct maximum of 10 m/s for an eddy viscosity of about $5 \cdot 10^{13}$ cm 2 /s. Density stratification, however, is not included. Models with density stratification require a faster meridional flow (factor 4 for a density contrast of 200) than models without density stratification (Rüdiger 1989, p. 113). For an eddy viscosity of $5 \cdot 10^{12}$ in a density-stratified convection zone an equatorward circulation of 8 m/s at the surface produces a equator-pole difference of the angular velocity of $\delta\Omega \simeq 0.06$ day $^{-1}$. The data given in the second column of Table 1 confirm this well-known result (see also Kippenhahn 1963).

In all cases the latitudinal differences of the temperature are unobservably small. The maximal value for $\epsilon = 1$ is only 20 K. This finding is in accordance to the finding that the convection zone is able for an effective screening of all large-scale temperature differences at the bottom of the convection zone (Stix 1981).

References

- Choudhuri A.R., Schüssler M., & Dikpati M. 1995, A&A, 303, L29
Collier Cameron A., Barnes J.R., & Kitchatinov L.L. 2001, in Garcia Lopez, R.J., Rebolo, R., Zapatero Osorio, M.R. (eds.) Proceedings of the Eleventh Cambridge Workshop on Cool Stars, Stellar Systems, and the Sun. ASP Conference Series 223, p.
Dikpati M., & Charbonneau P. 1999, ApJ, 518, 508
Donahue R.A., Saar S.H., & Baliunas S.L. 1996, ApJ, 466, 384
Hall D. 1991, in Tuominen, I., Moss, D., Rüdiger, G. (eds.) The Sun and Cool Stars: activity, magnetism, dynamos. Springer Lecture Notes in Physics 380
Kippenhahn R. 1963, ApJ, 137, 664
Kitchatinov L.L., Pipin V.V., & Rüdiger G. 1994, Astron. Nachr., 315, 157
Kitchatinov L.L., & Rüdiger G. 1995, A&A, 299, 446 (KR95)
Kitchatinov L.L., & Rüdiger G. 1999, A&A, 344, 911 (KR99)
Köhler H. 1969, Differentielle Rotation als Folge anisotroper turbulenten Viskosität. Thesis, Göttingen
Küker M., Rüdiger G., & Kitchatinov L.L. 1993, A&A, 279, L1
Küker M., & Stix M. 2001, A&A, 366, 668
Küker M., Rüdiger G., & Schultz M. 2001, A&A, 374, 301
Rüdiger G. 1989, Differential rotation and stellar convection: Sun and solar-type stars. Gordon & Breach, New York
Stępień K., Kiraga M., Muthsam K., & Jahn H.J. 1997, Acta Astron., 47, 235

Stix M. 1981, A&A, 93, 339

Wang Y.-M., Sheeley, N.R., & Nash A.G. 1991, ApJ, 383, 431

Weber, M., & Strassmeier K.G. 2001, A&A, 373, 974